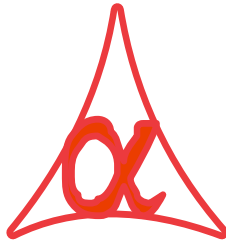




**POWER OF SIMPLICITY**

## **Top Sales & Purchase Order Outstandings – 1.0**



### **Alpha Automation Pvt. Ltd.**

#### **Head Office**

104-The Grand Apurva, Nr. Hotel Fortune Palace,

Nr. Digjam Circle, Airport Road - JAMNAGAR –Gujarat (India)

Phone No. : +91-288-2713956/57/58, 9023726215/16, 9099908115, 9825036442

Email : mail@aaplautomation.com

#### **Branch Office**

**Rajkot** : 807-Dhanrajni Complex, Nr. Hotel Imperial Palace, Dr. Yagnik Road, RAJKOT (Gujarat).

**Gandhidham** : 92-GMA Building, 2nd Floor, Plot No. -297, Sector-12B. GANDHIDHAM (Gujarat)

© 2012 Alpha Automation Pvt. Ltd.. All rights reserved.

Tally, Tally 9, Tally9, Tally.ERP, Tally.ERP 9, Shoper, Shoper 9, Shoper POS, Shoper HO, Shoper 9 POS, Shoper 9 HO, Tally Developer, Tally. Developer 9, Tally.NET, Tally Development Environment, Tally Extender, Tally Integrator, Tally Integrated Network, Tally Service Partner, Tally Academy & Power of Simplicity are either registered trademarks or trademarks of Tally Solutions Pvt. Ltd. in India and/or other countries. All other trademarks are properties of their respective owners.

Version: Alpha Automation Pvt. Ltd. / Top Sales & Purchase Order Outstandings /1.0/July -2020.

# Top Sales & Purchase Order Outstandings – 1.0

## **Introduction**

This Add-On Displays the Top Sales & Purchase Order Outstanding Report. The Report is generated in 2 Ways – Item Wise Outstanding and Ledger Wise Outstanding. All Reports are sorted form high to low value. Item Wise Report can be sorted in terms of Qty and Amount both. User can select Ledger Group in Ledger Report and Item Group in Item Report.

## **Highlights:**

- Top Sales & Purchase Order Outstanding Report helps the user to focus more on Party and Item having High Outstanding order Value.

### **Important!**

As a best practice it is advisable to back up your company data

## **Installation**

- 1)** Copy the TCP file in Tally.ERP9 Folder.
- 2)** Gateway of Tally → F12→ Product & Features → F4 (Manage Local TDL) → Select Yes in Load TDL on Start up and give the file name of TCP File. After pressing the Enter Key will show TDL Status which should be Active.

## **System requirements:**

No additional hardware / software infrastructure is required for executing and operation this applications module

## Setup Guide

*For Tally.ERP 9 Series A Release 3.2 and above*


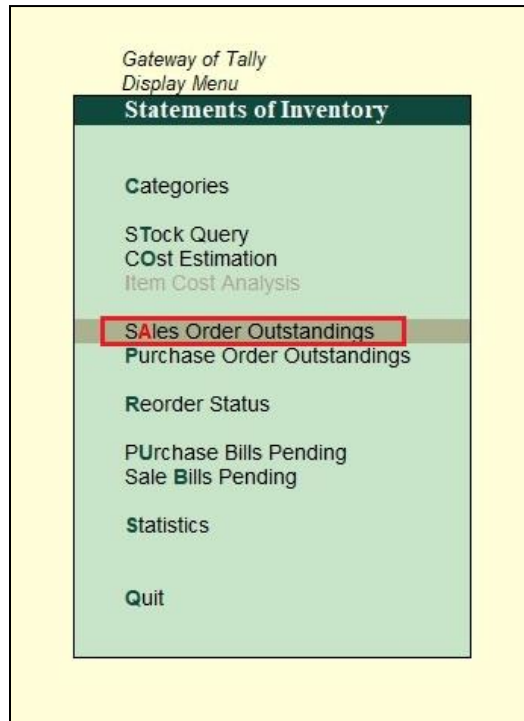
Go to **Gateway of Tally > F11: Features > Add-on Features**

Set **“Yes”** to the options **“Enable Top Item Sales & Purchase Report?”**

The screenshot shows the 'Add-On Features' configuration window in Tally ERP 9. The window title is 'Company: E System Solution' and the subtitle is 'Add-On Features'. The main area is light blue and contains the text 'Enable Top Order Outstanding ? Yes'. At the bottom of the window, there is a navigation bar with the following options: 'F1: Accounts', 'F2: Inventory', 'F3: Statutory', 'F4: TSS', and 'F5: Audit'. A blue link 'Click on Shop button to buy Add-Ons' is located above the navigation bar. In the bottom right corner, there is a grey button labeled 'Accept ?' with 'Yes or No' written below it.

**Detailed User Guide:**

- 1) Go to **Gateway of Tally → Display → Statement of Inventory → Sales Order Outstanding.**



## A. Sales Order Outstanding

### a) Top Item wise Outstanding

1. Select the group for top Item wise Sales order outstanding report.



2. The Top Item wise Sales order Outstanding Report will be displayed as shown below.

The screenshot shows the 'Top Item SO Outstanding Report' for the period '1-May-2020 to 31-May-2020'. The report is for the group 'Hardware'. The table below shows the details of the items:

Sr. No.	Item Name	Group Name	Quantity	Amount
1	LCD - Monitor	Hardware	3 No	60,000.00
2	CPU	Hardware	1 No	13,500.00
3	Hard Disk	Hardware	2 No	9,000.00
4	Assemble PIV	Hardware	5 No	7,500.00
5	Keyboard	Hardware	10 No	2,500.00
6	Pen Drive	Hardware	3 No	1,650.00
7	Mouse	Hardware	2 No	500.00
8	CD Drive	Hardware	2 No	50.00
		Total	28 No	94,700.00

## b) Top Ledger wise Outstanding

1. Select the group for top ledger wise sales order outstanding report.

Name of Group
<b>Jamnagar Debtors</b>
List of Groups
Bank Accounts
Bank OCC A/c
Bank OD A/c
Branch / Divisions
Capital Account
Cash-in-Hand
Current Assets
Current Liabilities
Deposits (Asset)
Direct Expenses
Direct Incomes
Duties & Taxes
Expenses (Direct)
Expenses (Indirect)
Fixed Assets
Income (Direct)
Income (Indirect)
Indirect Expenses
Indirect Incomes
Investments
Jamnagar Creditors
<b>Jamnagar Debtors</b>
Loans & Advances (Asset)
Loans (Liability)
Misc. Expenses (ASSET)
Provisions
11 more ... ↓

2. The Top Ledger wise Sales Order Outstanding Report will be displayed as shown below.  
The Report will be sorted in terms of Sales Order Amount.

Top Customers SO Outstanding Report			1-Apr-2020 to 31-May-2020	
Group Name : Jamnagar Debtors				
Sr. No.	Ledger Name	Amount		
1	J.K. Products	40,000.00 Cr		
2	Om Infosys	30,000.00 Cr		
3	Alok Enterprise	27,000.00 Cr		
4	Aaradhya Enterprise	9,000.00 Cr		
5	Devendra Enterprise	9,000.00 Cr		
6	Anya Enterprise	3,600.00 Cr		
7	Aakash Enterprise	3,000.00 Cr		
8	Anju Enterprise	1,650.00 Cr		
9	Anop Enterprise	550.00 Cr		
10	Smile Solutions	500.00 Cr		
		Total	1,24,300.00 Cr	

**Note: Same way the Top Item wise Purchase order outstanding report can be generated.**



# FAQ

## **Which version/releases of Tally.ERP 9 does the add-on support?**

This add-on will work only with Tally ERP 9 Series A, release 5.1 onwards.

## **How will I get support for this add-on?**

For any functional support requirements please do write to us on [mail@aplautomation.com](mailto:mail@aplautomation.com) or call us at +91-288-2713956/57/58 or +91-9023726215/16 / 9099908115/ 9825098442.

## **If I need some enhancement / changes to be incorporated for the add-on, whom should I contact?**

Please to write to us on [mail@aplautomation.com](mailto:mail@aplautomation.com) with your additional requirements and we will revert to you in 24 hours.

## **Will new features added be available to us?**

We offer one year availability of all support and new features free of cost. After one year, nominal subscription cost will be applicable to you to continue to get free support and updates.

## **What will happen after one year?**

There is no fixed annual charge to be payable mandatory. However if any changes are required in our Add-On to make compatible with New Release of Tally.ERP9 then the modification Charges will be applied.

## **I am using a multi site. Can I use the same Add-on for all the sites?**

No, one Add-on will work only for 1 site. You need to purchase again if you want to use the same Add-on for more sites.

## **I have upgraded to a new Tally.ERP 9 Release. What will happen?**

Normally, the add-on will work fine without any glitches. If you face problems with the Add-on, you can contact us for support.

**Product and Features Page shows errors with the Add-on, What do I do?**

Check first if the error is because of the Add-on or because of clashes between 2 TDLs (An add-on is also a TDL). In case of clashes, disable one or more TDLs and check which TDL has error. If the Add-on has a problem, you can report it to us.

**My Tally went into educational mode after installing the add-on. What do I do?**

Go into **Gateway of Tally** → **Press F12** → **Select Product and Features** -> **Press F4** and remove the Add-on from the list and Restart Tally.