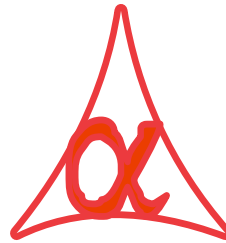




POWER OF SIMPLICITY

Print City - Wise Area - Wise Outstanding – 1.0



Alpha Automation Pvt. Ltd.

Head Office

104-The Grand Apurva, Nr. Hotel Fortune Palace,

Nr. Digjam Circle, Airport Road - JAMNAGAR –Gujarat (India)

Phone No. : +91-288-2713956/57/58, 9023726215/16, 9099908115, 9825036442

Email : mail@aaplautomation.com

Branch Office

Rajkot : 807-Dhanrajni Complex, Nr. Hotel Imperial Palace, Dr. Yagnik Road, RAJKOT (Gujarat).

Gandhidham : 92-GMA Building, 2nd Floor, Plot No. -297, Sector-12B. GANDHIDHAM (Gujarat)

© 2020 Alpha Automation Pvt.Ltd. All rights reserved.

Tally, Tally 9, Tally9, Tally.ERP, Tally.ERP 9, Shoper, Shoper 9, Shoper POS, Shoper HO, Shoper 9 POS, Shoper 9 HO, TallyDeveloper, Tally.Server 9, Tally Developer, Tally. Developer 9, Tally.NET, Tally Development Environment, TallyPrime, TallyPrimeDeveloper, TallyPrime Server, Tally Extender, Tally Integrator, Tally Integrated Network, Tally Service Partner, TallyAcademy & Power of Simplicity are either registered trademarks or trademarks of Tally Solutions Pvt. Ltd. in India and/or other countries. All other trademarks are properties of their respective owners.

Version: Alpha Automation Pvt. Ltd. / Print City – Wise Area- Wise Outstanding /1.0 / Nov-2020

Print City - Wise Area - Wise Outstanding – 1.0

Introduction

This add-on facilitates the user to Create City & Area Master which can be selected in Ledger Master.

Benefits

- User can print Bills Receivable outstanding based on City & Area Selected.

What's New?

- Computable With Tally Prime.

Important!

Take back up of your company data before activating the Add-on.

Once you try/purchase an Add-on, follow the steps below to configure the Add-on and use it.

Installation

1. Copy the TCP file in TallyPrime Folder.
2. Gateway of Tally → F1 (Help) → TDL & Add-on → F4 (Manage Local TDL) → Select Yes in Load TDL on Startup and give the file name of TCP File. After pressing the Enter Key will show TDL Status which should be as Loaded.

System requirements:

No additional hardware / software infrastructure is required for executing and operation this applications module

1. Activate the Add-on.

For TallyPrime Release 1.0

Go to **Gateway of Tally** → **F1: Help** → **TDL & Add-On** → **F6: Add-On Features**. Alternatively, you may press **CTRL + ALT + T** from any menu to open TDL Management report and then press **F6: Add-On Features**

Set “Yes” to the option “**Enable City-Wise Area-Wise Outstanding?**”

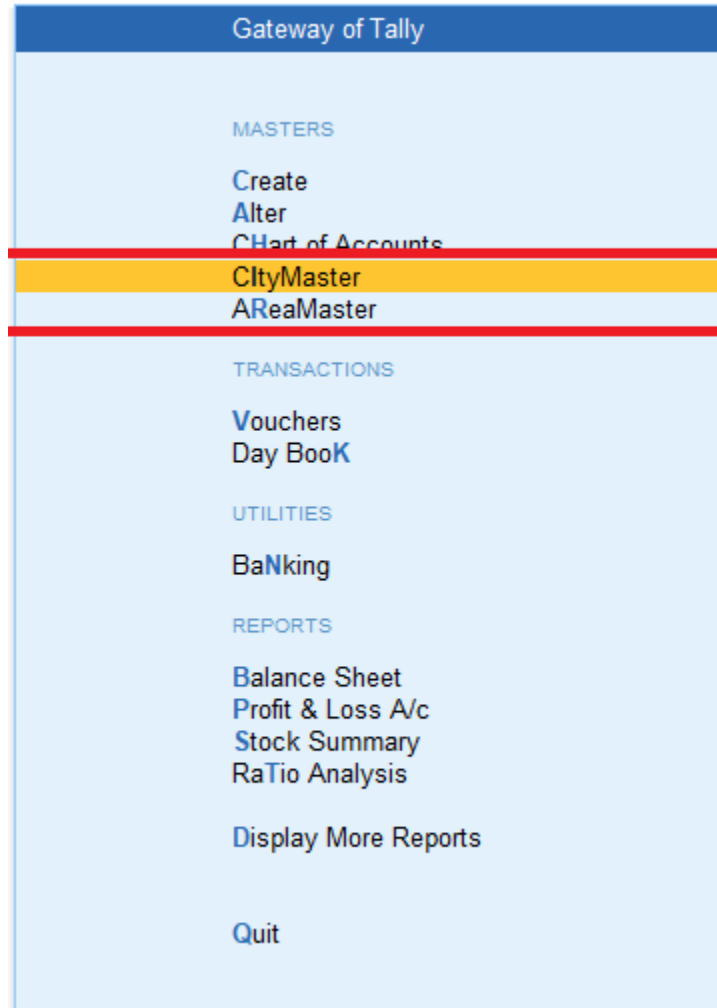
Add-On Features

Enable City-Wise Area-Wise Outstanding ? **Yes**

Accept ?

Yes or No

2. City Master and Area Master in Gateway of Tally.



3. Add City and Area in there master show as in below.

Alpha Automation Pvt Ltd	
City Names	
Jamnagar	
Bhavnagar	
Rajkot	
Surat	

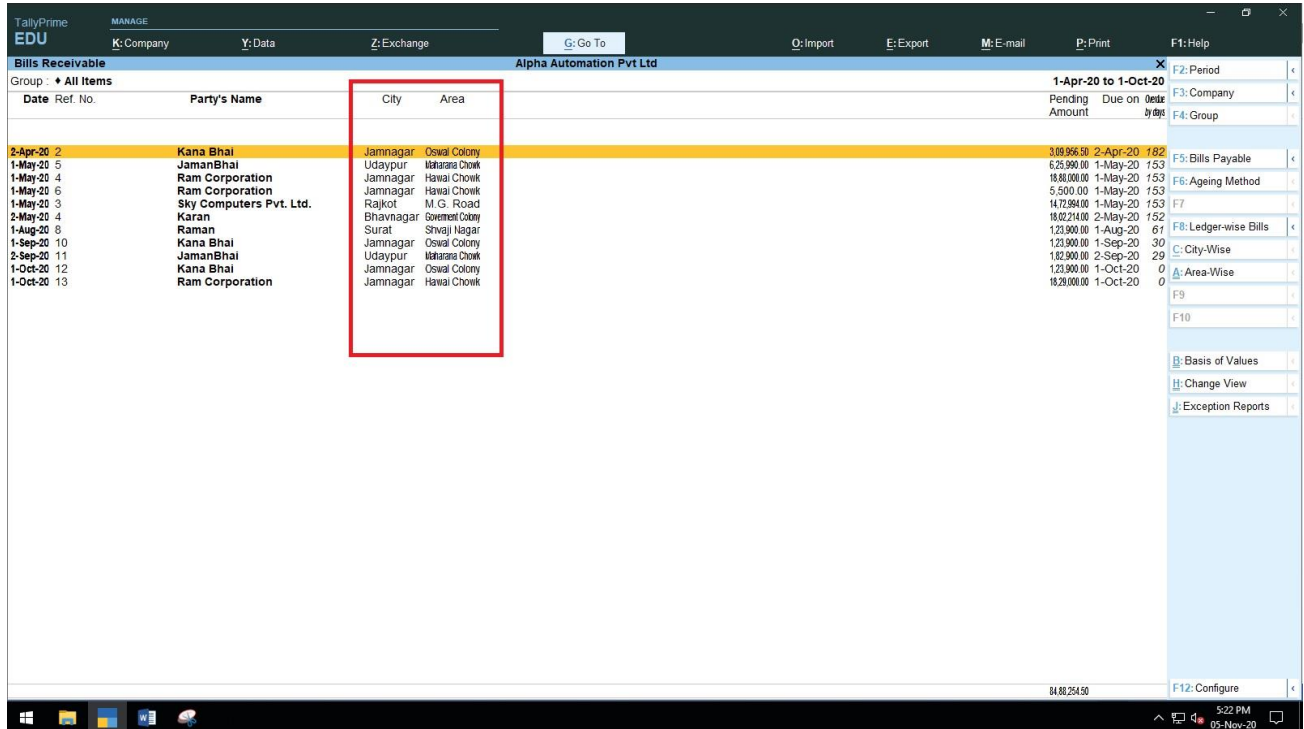
Alpha Automation Pvt Ltd	
Area Names	
Oswal Colony	
Hawai Chowk	
M.G. Road	
Govemment Colony	

4. Now Select City & Area in Party's Ledger Master

Ledger Alteration		Alpha Automation Pvt Ltd	
Name : Ram Corporation (alias) :		Total Opening Balance	
		30,38,000.00 Dr	
		Difference	
		30,38,000.00 Dr	
Under : Sundry Debtors (Current Assets)	Mailing Details	Name : Ram Corporation	City of Tally
Maintain balances bill-by-bill : Yes	Name : Ram Corporation	Address : Address 1	
Default credit period :	Address : Address 2	State : Gujarat	Default City
Check for credit days during voucher entry : No	State : Gujarat	City :	• Not Applicable
	City :	Area :	Bhavnagar
	Country : India	Country : India	Jamnagar
	Pincode :	Pincode :	Rajkot
			Surat
	Banking Details	Provide bank details : No	
	Tax Registration Details	PAN/IT No. :	
	Registration type : Regular	GSTIN/UIN :	
	Set/Alter GST details : No		

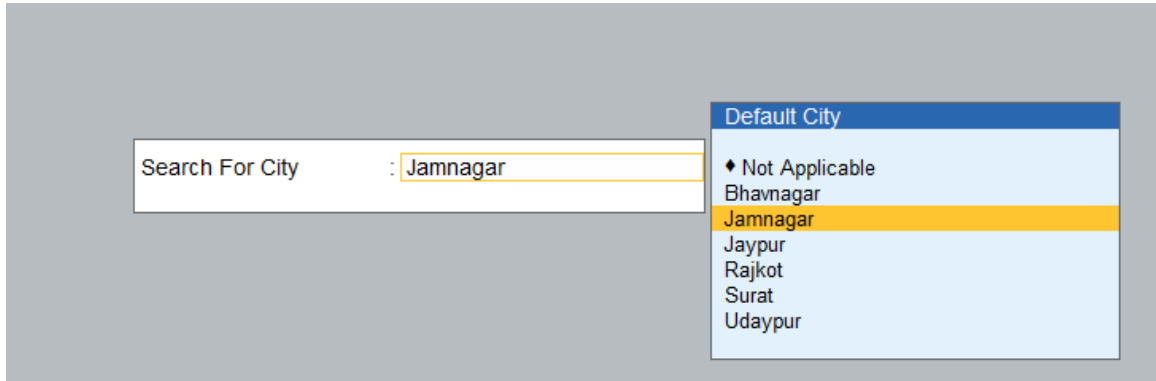
Ledger Alteration		Alpha Automation Pvt Ltd	
Name : Ram Corporation (alias) :		Total Opening Balance	
		30,38,000.00 Dr	
		Difference	
		30,38,000.00 Dr	
Under : Sundry Debtors (Current Assets)	Mailing Details	Name : Ram Corporation	City of Tally
Maintain balances bill-by-bill : Yes	Name : Ram Corporation	Address : Address 1	
Default credit period :	Address : Address 2	State : Gujarat	Default Area
Check for credit days during voucher entry : No	State : Gujarat	City : Jamnagar	• Not Applicable
	City : Jamnagar	Area :	Government Colony
	Country : India	Country : India	Hawa Chowk
	Pincode :	Pincode :	M.G. Road
			Oswal Colony
	Banking Details	Provide bank details : No	
	Tax Registration Details	PAN/IT No. :	
	Registration type : Regular	GSTIN/UIN :	
	Set/Alter GST details : No		

5. Now Navigate thru Gateway of Tally → Display → Statement of Accounts → Outstanding → Receivables.



Date	Ref. No.	Party's Name	City	Area	Pending Amount	Due on
2-Apr-20	2	Kana Bhai	Jamnagar	Oswal Colony	3,09,956.50	2-Apr-20
1-May-20	5	JamanBhai	Udaypur	Makarana Chowk	6,23,990.00	1-May-20
1-May-20	4	Ram Corporation	Jamnagar	Hawai Chowk	16,80,000.00	1-May-20
1-May-20	6	Ram Corporation	Jamnagar	Hawai Chowk	5,500.00	1-May-20
1-May-20	3	Sky Computers Pvt. Ltd.	Rajkot	M.G. Road	14,72,994.00	1-May-20
2-May-20	4	Karan	Bhavnagar	Government Colony	18,02,214.00	2-May-20
1-Aug-20	8	Raman	Surat	Shivaji Nagar	1,23,900.00	1-Aug-20
1-Sep-20	10	Kana Bhai	Jamnagar	Oswal Colony	1,23,900.00	1-Sep-20
2-Sep-20	11	JamanBhai	Udaypur	Makarana Chowk	1,82,900.00	2-Sep-20
1-Oct-20	12	Kana Bhai	Jamnagar	Oswal Colony	1,23,900.00	1-Oct-20
1-Oct-20	13	Ram Corporation	Jamnagar	Hawai Chowk	18,20,000.00	1-Oct-20

6. Select City by Pressing Alt + C.



TallyPrime MANAGE

EDU K: Company Y: Data Z: Exchange G: Go To Q: Import E: Export M: E-mail P: Print F1: Help

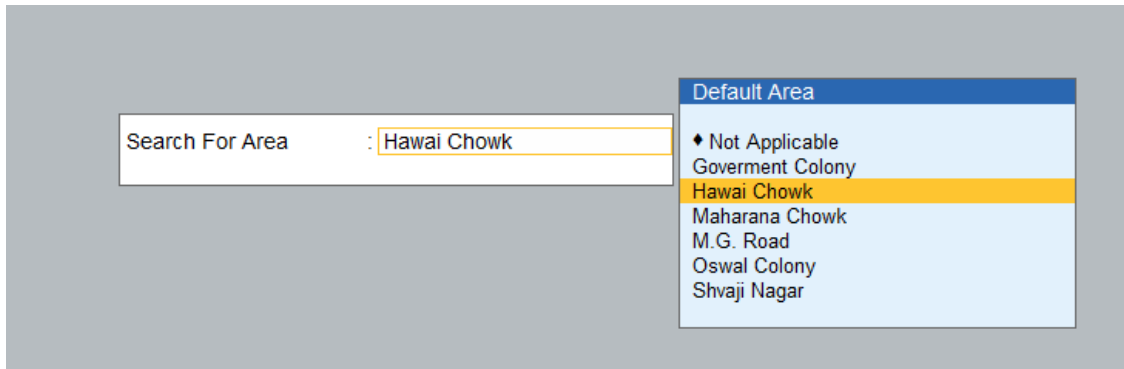
Bills Receivable Alpha Automation Pvt Ltd 1-Apr-20 to 1-Oct-20

Group: + All Items

Date	Ref. No.	Party's Name	City	Area	Pending Amount	Due on	Order
2-Apr-20	2	Kana Bhai	Jamnagar	Oswal Colony	3,09,956.50	2-Apr-20	182
1-May-20	4	Ram Corporation	Jamnagar	Hawai Chowk	18,80,000.00	1-May-20	153
1-May-20	6	Ram Corporation	Jamnagar	Hawai Chowk	5,500.00	1-May-20	153
1-Sep-20	10	Kana Bhai	Jamnagar	Oswal Colony	1,23,900.00	1-Sep-20	30
1-Oct-20	12	Kana Bhai	Jamnagar	Oswal Colony	1,23,900.00	1-Oct-20	0
1-Oct-20	13	Ram Corporation	Jamnagar	Hawai Chowk	18,20,000.00	1-Oct-20	0

F2: Period <
 F3: Company <
 F4: Group <
 F5: Bills Payable <
 F6: Ageing Method <
 F7 <
 F8: Ledger-wise Bills <
 C: City-Wise <
 A: Area-Wise <
 F9 <
 F10 <

7. Select area by ctrl + A



TallyPrime MANAGE

EDU K: Company Y: Data Z: Exchange G: Go To O: Import E: Export M: E-mail P: Print F1: Help

Bills Receivable Alpha Automation Pvt Ltd 1-Apr-20 to 1-Oct-20

Group: + All Items

Date	Ref. No.	Party's Name	City	Area	Pending Amount	Due on 06/18/20	1-May-20 153	1-May-20 153	1-Oct-20 0
1-May-20	4	Ram Corporation	Jamnagar	Hawai Chowk	18,80,000.00				
1-May-20	6	Ram Corporation	Jamnagar	Hawai Chowk	5,500.00				
1-Oct-20	13	Ram Corporation	Jamnagar	Hawai Chowk	18,20,000.00				

F2: Period
 F3: Company
 F4: Group
 F5: Bills Payable
 F6: Ageing Method
 F7
 F8: Ledger-wise Bills
 C: City-Wise
A: Area-Wise
 F9
 F10
 B: Basis of Values
 H: Change View
 E: Exception Reports

8. Report will be printed.

Alpha Automation Pvt Ltd							
<p style="text-align: center;">Alpha Automation Pvt Ltd 104-The Grand Apurva, Nr. Hotel Fortune Palace Nr. Digjam Circle, Airport Road <u>Airport Road - JAMNAGAR -Gujarat (India)</u></p> <p style="text-align: center;">Bills Receivable 1-Apr-20 to 1-Oct-20</p>							
Date	Ref No.	Party's Name	City	Area	Pending Amount	Due on	Page 1 Date Days
1-May-20	4	Ram Corporation	Jamnagar	Hawai Chowk	18,88,000.00	1-May-20	153
1-May-20	6	Ram Corporation	Jamnagar	Hawai Chowk	5,500.00	1-May-20	153
1-Oct-20	13	Ram Corporation	Jamnagar	Hawai Chowk	18,29,000.00	1-Oct-20	0
					37,22,500.00		

FAQ

Which version/release of TallyPrime does the add-on support?

This add-on will work only from TallyPrime Release 1.0 onwards.

How will I get support for this add-on?

For any functional support requirements please do write to us on mail@aaplautomation.com or call us at +91-288-2713956/57/58, +91-9023726215/16, 9099908115, 9825036442.

If I need some enhancements / changes to be incorporated for the add-on, whom should I contact?

Please to write to us on mail@aaplautomation.com with your additional requirements and we will revert to you in 24 hours.

Will new features added be available to us?

We offer one year availability of all support and new features free of cost. After one year, nominal subscription cost will be applicable to you to continue to get free support and updates.

What will happen after one year?

There is no fixed annual charge to be payable mandatory. However if any changes are required in our Add-On to make compatible with New Release of TallyPrime then the modification Charges will be applied.

I am using a multi-site. Can I use the same Add-on for all the sites?

No, one Add-on will work only for 1 site. You need to purchase again if you want to use the same Add-on for more sites.

TDL Management screen shows errors with the Add-on. What do I do?

Check whether the error is because of the Add-on or because of clashes between 2 TDLs (An add-on is also a TDL). In case of clashes, disable one or more TDLs and check which TDL has the error. If the Add-on has a problem, you can report it to us.

My Tally went into educational mode after installing the add-on. What do I do?

Go into **Gateway of Tally** → **Press F1 (Help)** → **TDL & Add-on** → **Press F4** and remove the Add-on from the list and Restart Tally.