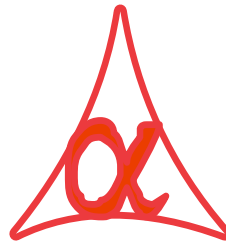




**POWER OF SIMPLICITY**

## Top Customers & Suppliers Report– 1.0



### **Alpha Automation Pvt. Ltd.**

#### **Head Office**

104-The Grand Apurva, Nr. Hotel Fortune Palace,

Nr. Digjam Circle, Airport Road - JAMNAGAR –Gujarat (India)

Phone No. : +91-288-2713956/57/58, 9023726215/16, 9099908115, 9825036442

Email : mail@aaplautomation.com

#### **Branch Office**

**Rajkot** : 807-Dhanrajni Complex, Nr. Hotel Imperial Palace, Dr. Yagnik Road, RAJKOT (Gujarat).

**Gandhidham** : 92-GMA Building, 2nd Floor, Plot No. -297, Sector-12B. GANDHIDHAM (Gujarat)

© 2020 Alpha Automation Pvt. Ltd. All rights reserved.

Tally, Tally 9, Tally9, Tally.ERP, Tally.ERP 9, Shoper, Shoper 9, Shoper POS, Shoper HO, Shoper 9 POS, Shoper 9 HO, TallyDeveloper, Tally.Server 9, Tally Developer, Tally. Developer 9, Tally.NET, Tally Development Environment, TallyPrime, TallyPrimeDeveloper, TallyPrime Server, Tally Extender, Tally Integrator, Tally Integrated Network, Tally Service Partner, TallyAcademy & Power of Simplicity are either registered trademarks or trademarks of Tally Solutions Pvt. Ltd. in India and/or other countries. All other trademarks are properties of their respective owners.

Version: Alpha Automation Pvt. Ltd. / Top Customers & Suppliers Report/1.0/ Nov-2020

# Top Customers & Suppliers Report– 1.0

## **Introduction**

- This Add-On Displays the List of All Customers Sorted by Sales Amount (High to Low) and the List of all Suppliers Sorted by Purchase Amount.

## **Benefits**

- User can select the Ledger Group and Period to generate the Report.

## **What's New?**

- Compatible with Tally Prime

### **Important!**

Take back up of your company data before activating the Add-on.

Once you try/purchase an Add-on, follow the steps below to configure the Add-on and use it.

## **Installation**

1. Copy the TCP file in TallyPrime Folder.
2. Gateway of Tally → F1 (Help)→ TDL & Add-on → F4 (Manage Local TDL) → Select Yes in Load TDL on Startup and give the file name of TCP File. After pressing the Enter Key will show TDL Status which should be as Loaded.

## **System requirements:**

No additional hardware / software infrastructure is required for executing and operation this applications module

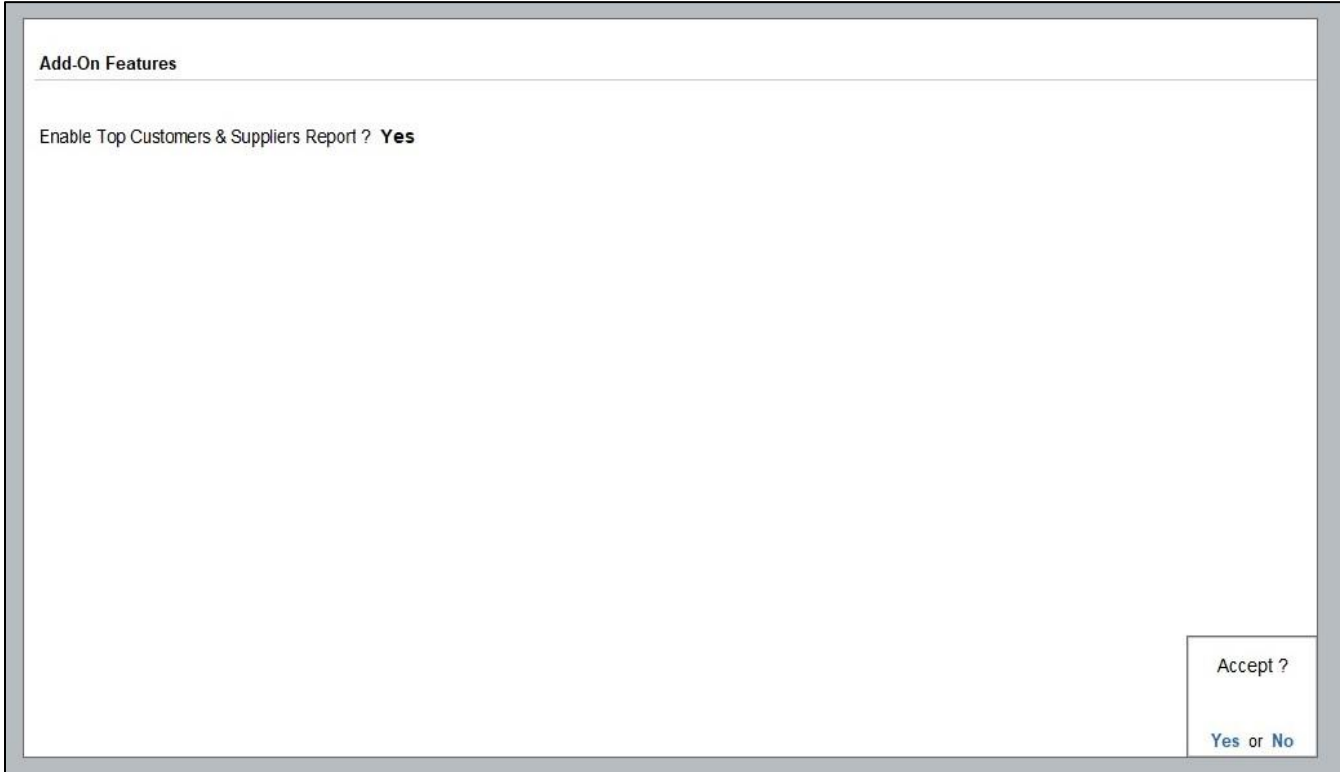
## 1. Activate the Add-on.

### For TallyPrime Release 1.0

Go to **Gateway of Tally** → **F1: Help** → **TDL & Add-On** → **F6: Add-On Features**. Alternatively, you may press **CTRL + ALT + T** from any menu to open TDL Management report and then press

### **F6: Add-On Features**

Set “**Yes**” to the options “**Enable Top Customers & Suppliers Report?**”



Add-On Features

---

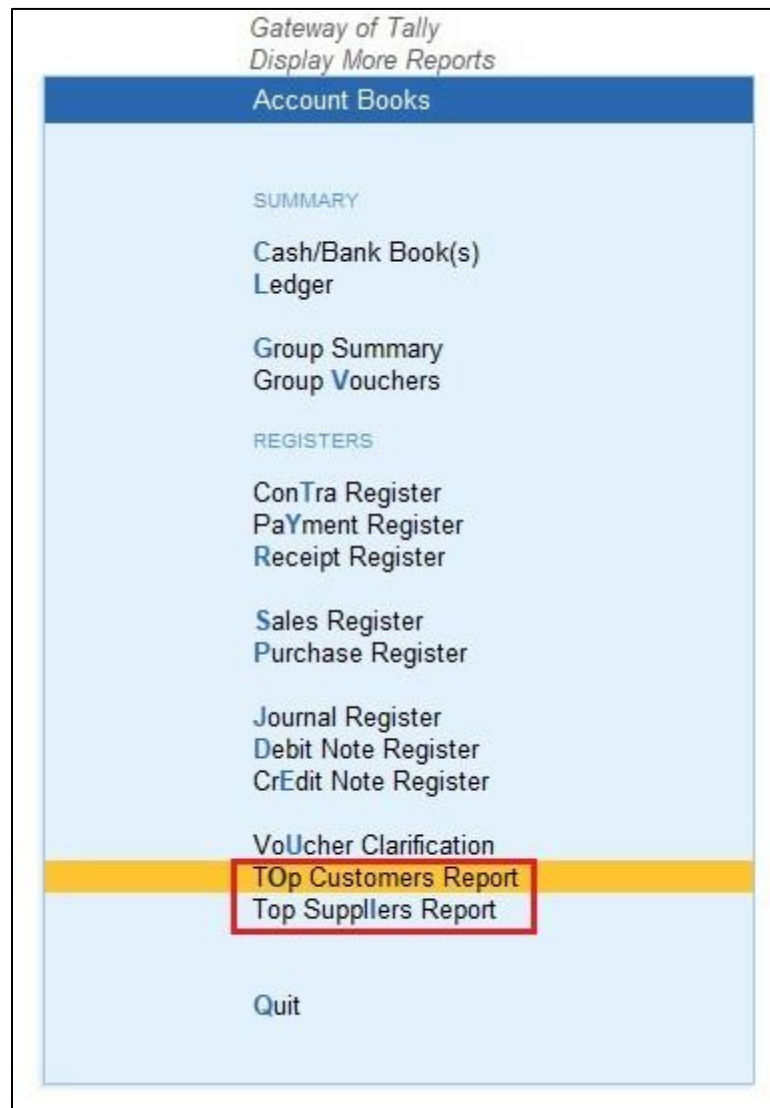
Enable Top Customers & Suppliers Report ? **Yes**

Accept ?

Yes or No

**Detailed User Guide:**

**1) Go to Gateway of Tally → Display → Account Books**



2) Select the group for Top Customers Report as shown below:



**3) The Top Customers Report will be displayed as shown below. The Report will be sorted in terms of Sales Amount.**

Top Customers Report		Alpha Infotech	X	F2: Period
Top Customers Report		Group Name : Jamnagar Debtors		1-Apr-20 to 31-Mar-21
Sr. No.	Ledger Name	Amount		
1	Alpha Automation Pvt Ltd.	2,57,070.42 Dr		
2	Allec Enterprice	2,06,121.20 Dr		
3	Kinjial Enterprise	72,780.00 Dr		
4	Jyoti Enterprise	40,000.00 Dr		
5	Janki Enterprise	35,800.00 Dr		
6	Bhumit Enterprise	34,260.00 Dr		
7	Honest Corporation	32,560.00 Dr		
8	Jay Ambe Tools& Nut Bolt	32,200.00 Dr		
9	Guru Industries	30,880.00 Dr		
10	Geeta Machine Tools	30,460.00 Dr		
11	Ace Shipping Pvt.Ltd	29,428.02 Dr		
12	Jaydeep Enterprise	25,960.00 Dr		
13	RB Enterprise	22,400.00 Dr		
14	Heena Industries	12,195.00 Dr		
15	Mahavir Traders	11,360.00 Dr		
16	Manali Electronics	10,000.00 Dr		
17	Chandan Hardware	9,600.00 Dr		
18	Nitu Sales Agency	8,240.00 Dr		
19	Anjana Infotech	4,140.00 Dr		
20	Ashapura Distributors	6,710.00 Cr		
21	Nirma Limited	7,270.00 Cr		
22	Anihant Trading	22,120.00 Cr		
		<b>Total</b>	<b>8,69,354.64 Dr</b>	

**4) Select the group for Top Suppliers Report as shown below:**





**5) The Top Suppliers Report will be displayed as shown below. The Report will be sorted in terms of Purchase Amount.**

Top Suppliers Report		Alpha Infotech	F2: Period
Top Suppliers Report		Group Name : Jamnagar Creditors	1-Apr-20 to 31-Mar-21
Sr. No.	Ledger Name	Amount	
1	Darshan Industries	1,16,352.00 Cr	
2	Giriraj Hardware	44,900.00 Cr	
3	Smart Traders	30,560.00 Cr	
4	Smart Infotech	27,700.00 Cr	
5	Ambika Traders	24,552.00 Cr	
6	Kepro India	24,000.00 Cr	
7	Anjana Infotech	13,760.00 Cr	
8	Ambika Trading Co.	13,000.00 Cr	
9	Abhay Traders	11,000.00 Cr	
10	Darshit Enterprise	5,200.00 Cr	
11	Sandeep Traders	4,600.00 Cr	
12	Ambika Trading	4,600.00 Cr	
13	Goal Enterprise	8,048.00 Dr	
14	Prem Solutions	9,920.00 Dr	
	<b>Total</b>	<b>3,02,256.00 Cr</b>	

## FAQ

### **Which version/release of TallyPrime does the add-on support?**

This add-on will work only from Tally Prime Release 1.0 onwards.

### **How will I get support for this add-on?**

For any functional support requirements please do write to us on [mail@aaplautomation.com](mailto:mail@aaplautomation.com) or call us at +91-288-2713956/57/58, +91-9023726215/16, 9099908115, 9825036442.

### **If I need some enhancements / changes to be incorporated for the add-on, whom should I contact?**

Please to write to us on [mail@aaplautomation.com](mailto:mail@aaplautomation.com) with your additional requirements and we will revert to you in 24 hours.

### **Will new features added be available to us?**

We offer one year availability of all support and new features free of cost. After one year, nominal subscription cost will be applicable to you to continue to get free support and updates.

### **What will happen after one year?**

There is no fixed annual charge to be payable mandatory. However if any changes are required in our Add-On to make compatible with New Release of TallyPrime then the modification Charges will be applied.

### **I am using a multi-site. Can I use the same Add-on for all the sites?**

No, one Add-on will work only for 1 site. You need to purchase again if you want to use the same Add-on for more sites.

### **TDL Management screen shows errors with the Add-on. What do I do?**

Check whether the error is because of the Add-on or because of clashes between 2 TDLs (An add-on is also a TDL). In case of clashes, disable one or more TDLs and check which TDL has the error. If the Add-on has a problem, you can report it to us.

**My Tally went into educational mode after installing the add-on. What do I do?**

Go into **Gateway of Tally** → **Press F1 (Help)** → **TDL & Add-on** → **Press F4** and remove the Add-on from the list and Restart Tally.