




POWER OF SIMPLICITY

Print Master Data – 1.0



Alpha Automation Pvt. Ltd.

Head Office

104-The Grand Apurva, Nr. Hotel Fortune Palace,

Nr. Digjam Circle, Airport Road - JAMNAGAR –Gujarat (India)

Phone No. : +91-288-2713956/57/58, 9023726215/16, 9099908115, 9825036442

Email : mail@aaplautomation.com

Branch Office

Rajkot : 807-Dhanrajni Complex, Nr. Hotel Imperial Palace, Dr. Yagnik Road, RAJKOT (Gujarat).

Gandhidham : 92-GMA Building, 2nd Floor, Plot No. -297, Sector-12B. GANDHIDHAM (Gujarat)

© 2020 Alpha Automation Pvt. Ltd. All rights reserved.

Tally, Tally 9, Tally9, Tally.ERP, Tally.ERP 9, Shoper, Shoper 9, Shoper POS, Shoper HO, Shoper 9 POS, Shoper 9 HO, TallyDeveloper, Tally.Server 9, Tally Developer, Tally. Developer 9, Tally.NET, Tally Development Environment, TallyPrime, TallyPrimeDeveloper, TallyPrime Server, Tally Extender, Tally Integrator, Tally Integrated Network, Tally Service Partner, TallyAcademy & Power of Simplicity are either registered trademarks or trademarks of Tally Solutions Pvt. Ltd. in India and/or other countries. All other trademarks are properties of their respective owners.

Version: Alpha Automation Pvt. Ltd. / Print Master Data /1.0/ Oct-2020

Print Master Data – 1.0

Introduction

This module facilitates the user to Print All the Master details of the Selected Group like Sundry Debtors, Sundry Creditors.

Benefits

- User gets details of Master in F-12 Configuration

What's New?

Compatible with TallyPrime

Important!

Take back up of your company data before activating the Add-on.

Once you try/purchase an Add-on, follow the steps below to configure the Add-on and use it.

Installation

1. Copy the TCP file in TallyPrime Folder.
2. Gateway of Tally → F1 (Help) → TDL & Add-on → F4 (Manage Local TDL) → Select Yes in Load TDL on Startup and give the file name of TCP File. After pressing the Enter Key will show TDL Status which should be as Loaded.

System requirements:

No additional hardware / software infrastructure is required for executing and operation this applications module

1. Activate the Add-on.

For TallyPrime Release 1.0

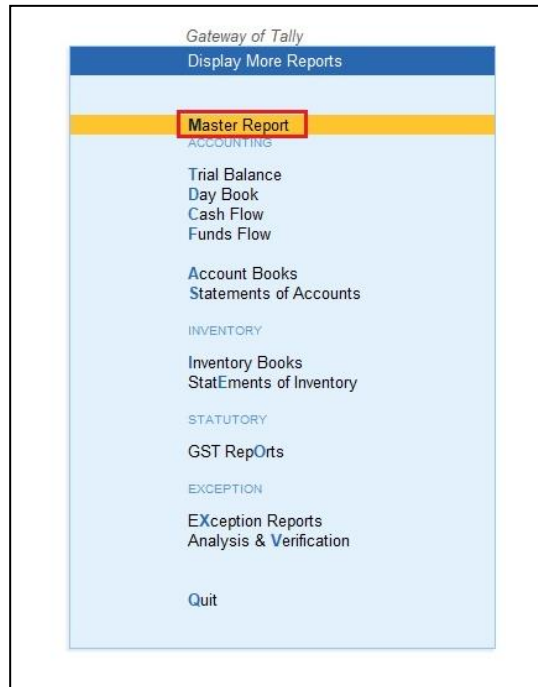
Go to **Gateway of Tally** → **F1: Help** → **TDL & Add-On** → **F6: Add-On Features**. Alternatively, you may press **CTRL + ALT + T** from any menu to open TDL Management report and then press **F6: Add-On Features**

Set “**Yes**” to the option “**Enable Master Data Print?**”

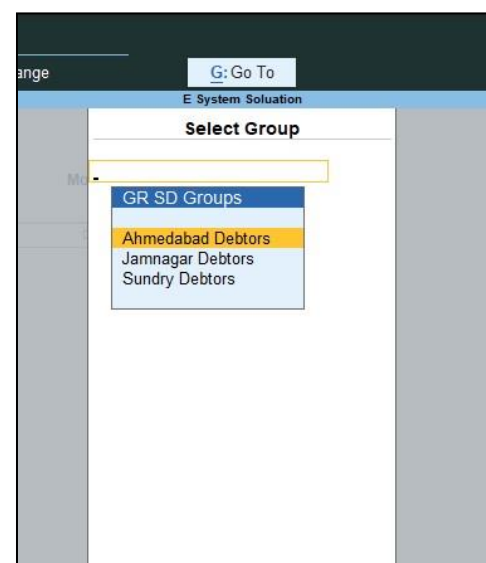
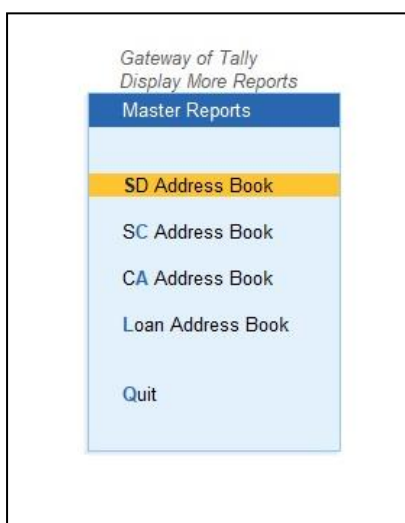


Detailed User Guide:

1. Go to Display → Master Report.



2. Select the Required Group. SD (Sundry Debtors) or SC (Sundry Creditors) Group. Then Select required sub groups.



3. Report will be printed as shown below.

Sr	Name	Alias	Address	Country	State	PinCode	Contact Person	Phone No	Fax No	Mobile No	Website
1	Aakash Enterprise		N.H.No.34, Sarabmangala Pally, Banamali Garage Lane, Ranchi Road, Surat	India	Gujarat	361005	Mr.Ravi	0288-2456985	45948624587	9023726215	tallytdl.com
2	Aanand Liners	Led - And Line	300.Neo Square.Nr. Ambar Cinema, P. N. Marg, Jamnagar	India	Gujarat	361004	Mr. Ketan	0288-27512748		982507400	
3	Aaradhya Enterprise		C-43 A.P.M.C., Rajkot	India	Gujarat	360001				9773457538	
4	Ajit Enterprise		B/h.Kishor Offset, Rajkot-Gondal National Highway., Main Road- Shapar., Rajkot	India	Gujarat	360005	Mr.Rohit				tallytdl.com
5	Alec Enterprise		133/205, Ganesh Ganj, Aminabad Road, , Lucknow	India	Uttar Pradesh	226019	Mr. Kapil			9023726216	
6	Annya Enterprise	Led - AE	Shop No.1 , Oskar Building, Limda Lane - Jamnagar	India	Gujarat	361008	Ms. Shakshi	0288-2561789		8866448054	
7	A.R. Enterprise	A.R.E	101- Vraj Shopping Center, Indira Road, Rajkot	India	Gujarat	360008	Mr. Ashok	0288-2754784		919023726215	
8	Ganesh Enterprise	Ganesh	110 - Neo Square, Apurva Plaza-2, Bedi Road - Jamnagar	India	Gujarat	360005	Mr. Gaurav	0288-2567489			
9	Giriraj Pvt. Ltd.		Shop No. 25., Grain Market, Jamnagar	India	Gujarat	361008					

4. Press F12 and configure the required Details to Yes.

Configuration	
Show Alias	? Yes
Show Address	? Yes
Show Country	? Yes
Show State	? Yes
Show Pincode	? Yes
Show Contact Person	? Yes
Show Phone No.	? Yes
Show Fax No.	? Yes
Show Mobile No.	? Yes
Show Website	? Yes
Show Email	? Yes
Show Email CC	? Yes
Show PAN No.	? Yes
Show GST No.	? Yes
Show Bank Details	? Yes
Show Credit Days	? Yes
Show Credit Limit	? Yes
Show Ledger Group	? Yes
Show Opening Balance	? Yes

FAQ

Which version/release of TallyPrime does the add-on support?

This add-on will work only from TallyPrime Release 1.0 onwards.

How will I get support for this add-on?

For any functional support requirements please do write to us on mail@aaplautomation.com or call us at +91-288-2713956/57/58, +91-9023726215/16, 9099908115, 9825036442.

If I need some enhancements / changes to be incorporated for the add-on, whom should I contact?

Please to write to us on mail@aaplautomation.com with your additional requirements and we will revert to you in 24 hours.

Will new features added be available to us?

We offer one year availability of all support and new features free of cost. After one year, nominal subscription cost will be applicable to you to continue to get free support and updates.

What will happen after one year?

There is no fixed annual charge to be payable mandatory. However if any changes are required in our Add-On to make compatible with New Release of TallyPrime then the modification Charges will be applied.

I am using a multi-site. Can I use the same Add-on for all the sites?

No, one Add-on will work only for 1 site. You need to purchase again if you want to use the same Add-on for more sites.

TDL Management screen shows errors with the Add-on. What do I do?

Check whether the error is because of the Add-on or because of clashes between 2 TDLs (An add-on is also a TDL). In case of clashes, disable one or more TDLs and check which TDL has the error. If the Add-on has a problem, you can report it to us.

My Tally went into educational mode after installing the add-on. What do I do?

Go into **Gateway of Tally** → **Press F1 (Help)** → **TDL & Add-on** → **Press F4** and remove the Add-on from the list and Restart Tally.