




POWER OF SIMPLICITY

Print Signature in Ledger Statement - 1.0



Alpha Automation Pvt. Ltd.

Head Office

104-The Grand Apurva, Nr. Hotel Fortune Palace,

Nr. Digjam Circle, Airport Road - JAMNAGAR –Gujarat (India)

Phone No. : +91-288-2713956/57/58, 9023726215/16, 9099908115, 9825036442

Email : mail@aaplautomation.com

Branch Office

Rajkot : 807-Dhanrajni Complex, Nr. Hotel Imperial Palace, Dr. Yagnik Road, RAJKOT (Gujarat).

Gandhidham : 92-GMA Building, 2nd Floor, Plot No. -297, Sector-12B. GANDHIDHAM (Gujarat)

© 2020 Alpha Automation Pvt. Ltd. All rights reserved.

Tally, Tally 9, Tally9, Tally.ERP, Tally.ERP 9, Shoper, Shoper 9, Shoper POS, Shoper HO, Shoper 9 POS, Shoper 9 HO, TallyDeveloper, Tally.Server 9, Tally Developer, Tally. Developer 9, Tally.NET, Tally Development Environment, TallyPrime, TallyPrimeDeveloper, TallyPrime Server, Tally Extender, Tally Integrator, Tally Integrated Network, Tally Service Partner, TallyAcademy & Power of Simplicity are either registered trademarks or trademarks of Tally Solutions Pvt. Ltd. in India and/or other countries. All other trademarks are properties of their respective owners.

Version: Alpha Automation Pvt. Ltd / Print Signature in Ledger statement / 1.0/ Nov-2020.

Print Signature in Ledger Statement - 1.0

Introduction

This module facilitates the user to print signature in Ledger Statement Report.

Benefits

- Signature is printed in both below Reports.
 1. Normal Ledger
 2. Confirmation of Account Report

What's New?

- Compatible with TallyPrime

Important!

Take back up of your company data before activating the Add-on.

Once you try/purchase an Add-on, follow the steps below to configure the Add-on and use it.

Installation

1. Copy the TCP file in TallyPrime Folder.
2. Gateway of Tally → F1 (Help) → TDL & Add-on → F4 (Manage Local TDL) → Select Yes in Load TDL on Startup and give the file name of TCP File. After pressing the Enter Key will show TDL Status which should be as Loaded.

System requirements:

No additional hardware / software infrastructure is required for executing and operation this applications module

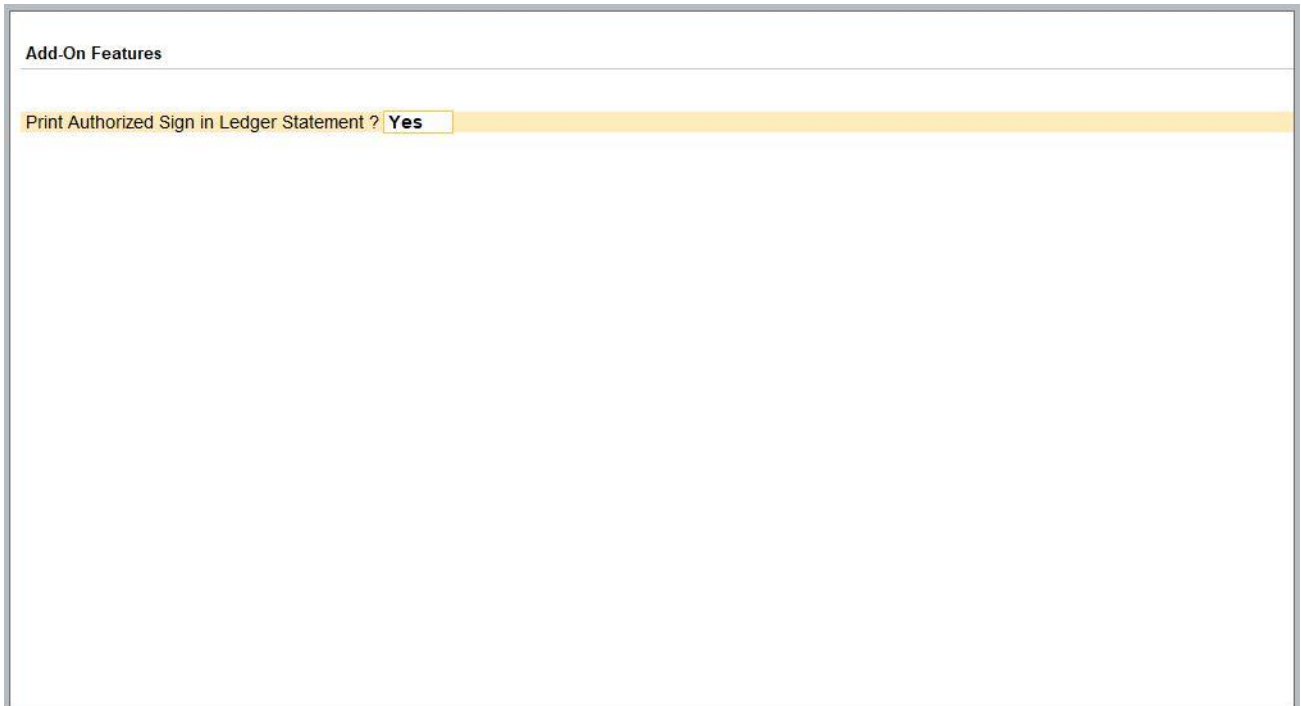
1. Activate the Add-on.

For TallyPrime Release 1.0

Go to **Gateway of Tally → F1: Help → TDL & Add-On → F6: Add-On Features**. Alternatively, you may press **CTRL + ALT + T** from any menu to open TDL Management report and then press **F6: Add-On Features**

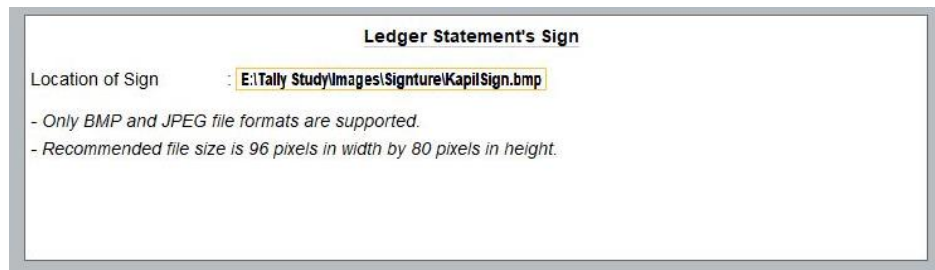
Set “Yes” to the options “**Print Authorized Sign in Ledger Statement?**”

And after that give the path of your Sign file as shown below.



Add-On Features

Print Authorized Sign in Ledger Statement ? **Yes**



Ledger Statement's Sign

Location of Sign : **E:\Tally Study\Images\Signature\KapilSign.bmp**

- Only BMP and JPEG file formats are supported.
- Recommended file size is 96 pixels in width by 80 pixels in height.

1. Go To Display → Account Books → Ledger.

Select Any Ledger As Shown Below.

TallyPrime						
MANAGE						
GOLD						
K: Company Y: Data Z: Exchange G: Go To O: Import E: Export M: E-mail P: Print F1: Help						
Ledger Vouchers Alpha Automation Pvt Ltd						
Ledger: Alpha Computers Pvt. Ltd 1-Nov-20 to 9-Nov-20						
Date	Particulars	Vch Type	Vch No.	Debit	Credit	
1-Nov-20	Sales	Sales	19	3,65,800.00		
1-Nov-20	Sales	Sales	20	3,06,800.00		
1-Nov-20	Sales	Sales	21	4,89,700.00		
2-Nov-20	Sales	Sales	22	1,93,900.00		
2-Nov-20	Sales	Sales	23	1,93,520.00		
2-Nov-20	BOB Bank	Receipt	4		1,05,000.00	
2-Nov-20	Sales	Sales	24	1,17,221.20		
9-Nov-20	Sales	Sales	26	4,95,600.00		
				Opening Balance :	1,05,000.00	
				Current Total :	20,92,541.20	
				Closing Balance :	20,92,541.20	1,05,000.00

2. Select style of report which user can print signature in ledger master in Print (Alt. + P) Configuration.

Ledger: Aakash Enterprise		Print Configuration		1-Apr-20 to 1-Nov-20		
Date	Particulars	Report Type	Vch Type	Vch No	Debit	Credit
1-May-20	Purchase Acc		Purchase - GST	20		37,782.00
22-May-20	Sales Acc		Sales - GST	37	61,360.00	
22-May-20	Sales Acc		Sales - GST	39	68,440.00	
22-May-20	Sales Acc		Sales - GST	40	8,968.00	
27-May-20	Purchase Acc		Purchase - GST	30		1,87,160.00
27-May-20	Purchase Acc			32		13,380.00
20-Jun-20	Transport Service			2	5,800.00	
15-Jul-20	State Bank of India				56,900.00	
17-Jul-20	A to Z Enterprise			1	6,300.00	
1-Nov-20	Sales Acc			90	3,304.00	
1-Nov-20	Sales Acc			93	12,390.00	
					Opening Balance	8,000.00
					Current Total	1,54,462.00
					Closing Balance :	3,07,302.00
						1,47,840.00

Print

Report Type : Ledger Accounts

Show Narrations : No

Show Voucher No : Yes

Format of Report : Condensed

Show Bill-wise details : No

Paper Size : A4 (8.27" x 11.69") or (210 mm x 297 mm)

Print area : (8.27" x 11.69") or (210 mm x 297 mm)

Number of Copies : 1

Report Details

Report Type :

3. Normal Ledger wise signature in ledger master as shown below.


Smart Solutions 104 - the Grand Apurva Nr. Digjam Circle, Jamnagar Aakash Enterprise Ledger Account 1-Apr-20 to 1-Nov-20						
					Page 1	
Date	Particulars	Vch Type	Vch No.	Debit	Credit	
1-Apr-20	To Opening Balance			5,000.00		
1-May-20	By Purchase Acc	Purchase -GST	20		37,762.00	
22-May-20	To Sales Acc	Sales - GST	37	61,360.00		
	To Sales Acc	Sales - GST	39	68,440.00		
	To Sales Acc	Sales - GST	40	8,968.00		
27-May-20	By Purchase Acc	Purchase -GST	30		1,87,160.00	
	By Purchase Acc	Purchase -GST	32		13,380.00	
20-Jun-20	By Transport Service	Journal	2		5,800.00	
15-Jul-20	By State Bank of India	Receipt			56,900.00	
17-Jul-20	By A to Z Enterprise	Debit Note	1		6,300.00	
1-Nov-20	To Sales Acc	Sales - GST	90	3,304.00		
	To Sales Acc	Sales - GST	93	12,390.00		
				1,59,462.00	3,07,302.00	
	To Closing Balance			1,47,840.00		
				3,07,302.00	3,07,302.00	

For, Smart Solutions



Authorised Signatory

4. Confirmation of A/Cs wise signature in ledger master as shown below.

To : Aakash Enterprise N.H.No.34, Sarabmangala Pally, Baramali Garage Lane Ranchi Road Surat	From: Smart Solutions 104 - the Grand Apurva Nr. Digjam Circle, Jamnagar																																																						
Contact Person : Mr.Ravi Contact : 0288-2456985, 9023726215																																																							
Dear Sir/Madam,	Date :																																																						
Sub: Confirmation of Accounts <u>1-Apr-20 to 1-Nov-20</u>																																																							
Given below is the details of your Accounts as standing in my/our Books of Accounts for the above mentioned period.																																																							
Kindly return 3 copies stating your I.T. Permanent A/c No., duly signed and sealed, in confirmation of the same. Please note that if no reply is received from you within a fortnight, it will be assumed that you have accepted the balance shown below.																																																							
<table border="1" style="width: 100%; border-collapse: collapse;"> <thead> <tr> <th style="width: 15%;">Date</th> <th style="width: 45%;">Particulars</th> <th style="width: 20%;">Debit Amount</th> </tr> </thead> <tbody> <tr> <td>1-Apr-20</td> <td>Opening Balance</td> <td style="text-align: right;">5,000.00</td> </tr> <tr> <td>22-May-20</td> <td>Sales - 37</td> <td style="text-align: right;">61,360.00</td> </tr> <tr> <td>22-May-20</td> <td>Sales - 39</td> <td style="text-align: right;">68,440.00</td> </tr> <tr> <td>22-May-20</td> <td>Sales - 40</td> <td style="text-align: right;">8,968.00</td> </tr> <tr> <td>1-Nov-20</td> <td>Sales - 90</td> <td style="text-align: right;">3,304.00</td> </tr> <tr> <td>1-Nov-20</td> <td>Sales - 93</td> <td style="text-align: right;">12,390.00</td> </tr> <tr> <td></td> <td style="border-top: 1px solid black;">Closing Balance</td> <td style="text-align: right; border-top: 1px solid black;">1,47,840.00</td> </tr> <tr> <td></td> <td></td> <td style="text-align: right; border-top: 3px double black;">3,07,302.00</td> </tr> </tbody> </table>	Date	Particulars	Debit Amount	1-Apr-20	Opening Balance	5,000.00	22-May-20	Sales - 37	61,360.00	22-May-20	Sales - 39	68,440.00	22-May-20	Sales - 40	8,968.00	1-Nov-20	Sales - 90	3,304.00	1-Nov-20	Sales - 93	12,390.00		Closing Balance	1,47,840.00			3,07,302.00	<table border="1" style="width: 100%; border-collapse: collapse;"> <thead> <tr> <th style="width: 15%;">Date</th> <th style="width: 45%;">Particulars</th> <th style="width: 20%;">Credit Amount</th> </tr> </thead> <tbody> <tr> <td>1-May-20</td> <td>Purchase - 20</td> <td style="text-align: right;">37,762.00</td> </tr> <tr> <td>27-May-20</td> <td>Purchase - 30</td> <td style="text-align: right;">1,87,160.00</td> </tr> <tr> <td>27-May-20</td> <td>Purchase - 32</td> <td style="text-align: right;">13,380.00</td> </tr> <tr> <td>20-Jun-20</td> <td>Transport Service</td> <td style="text-align: right;">5,800.00</td> </tr> <tr> <td>15-Jul-20</td> <td>Bank</td> <td style="text-align: right;">56,900.00</td> </tr> <tr> <td>17-Jul-20</td> <td>A to Z Enterprise</td> <td style="text-align: right;">6,300.00</td> </tr> <tr> <td></td> <td style="border-top: 1px solid black;"></td> <td style="text-align: right; border-top: 1px solid black;">3,07,302.00</td> </tr> <tr> <td></td> <td></td> <td style="text-align: right; border-top: 3px double black;">3,07,302.00</td> </tr> </tbody> </table>	Date	Particulars	Credit Amount	1-May-20	Purchase - 20	37,762.00	27-May-20	Purchase - 30	1,87,160.00	27-May-20	Purchase - 32	13,380.00	20-Jun-20	Transport Service	5,800.00	15-Jul-20	Bank	56,900.00	17-Jul-20	A to Z Enterprise	6,300.00			3,07,302.00			3,07,302.00
Date	Particulars	Debit Amount																																																					
1-Apr-20	Opening Balance	5,000.00																																																					
22-May-20	Sales - 37	61,360.00																																																					
22-May-20	Sales - 39	68,440.00																																																					
22-May-20	Sales - 40	8,968.00																																																					
1-Nov-20	Sales - 90	3,304.00																																																					
1-Nov-20	Sales - 93	12,390.00																																																					
	Closing Balance	1,47,840.00																																																					
		3,07,302.00																																																					
Date	Particulars	Credit Amount																																																					
1-May-20	Purchase - 20	37,762.00																																																					
27-May-20	Purchase - 30	1,87,160.00																																																					
27-May-20	Purchase - 32	13,380.00																																																					
20-Jun-20	Transport Service	5,800.00																																																					
15-Jul-20	Bank	56,900.00																																																					
17-Jul-20	A to Z Enterprise	6,300.00																																																					
		3,07,302.00																																																					
		3,07,302.00																																																					
I/We hereby confirm the above	Yours faithfully, Authorized Sign For, Smart Solutions  Authorised Signatory																																																						

FAQ

Which version/release of TallyPrime does the add-on support?

This add-on will work only from TallyPrime Release 1.0 onwards.

How will I get support for this add-on?

For any functional support requirements please do write to us on mail@aaplautomation.com or call us at +91-288-2713956/57/58, +91-9023726215/16, 9099908115, 9825036442.

If I need some enhancements / changes to be incorporated for the add-on, whom should I contact?

Please to write to us on mail@aaplautomation.com with your additional requirements and we will revert to you in 24 hours.

Will new features added be available to us?

We offer one year availability of all support and new features free of cost. After one year, nominal subscription cost will be applicable to you to continue to get free support and updates.

What will happen after one year?

There is no fixed annual charge to be payable mandatory. However if any changes are required in our Add-On to make compatible with New Release of TallyPrime then the modification Charges will be applied.

I am using a multi-site. Can I use the same Add-on for all the sites?

No, one Add-on will work only for 1 site. You need to purchase again if you want to use the same Add-on for more sites.

TDL Management screen shows errors with the Add-on. What do I do?

Check whether the error is because of the Add-on or because of clashes between 2 TDLs (An add-on is also a TDL). In case of clashes, disable one or more TDLs and check which TDL has the error. If the Add-on has a problem, you can report it to us.

My Tally went into educational mode after installing the add-on. What do I do?

Go into **Gateway of Tally** → **Press F1 (Help)** → **TDL & Add-on** → **Press F4** and remove the Add-on from the list and Restart Tally.