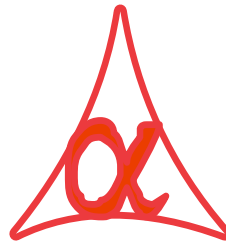




POWER OF SIMPLICITY

Quick Item Search with Details– 1.0



Alpha Automation Pvt. Ltd.

Head Office

104-The Grand Apurva, Nr. Hotel Fortune Palace,

Nr. Digjam Circle, Airport Road - JAMNAGAR –Gujarat (India)

Phone No. : +91-288-2713956/57/58, 9023726215/16, 9099908115, 9825036442

Email : mail@aaplautomation.com

Branch Office

Rajkot : 807-Dhanrajni Complex, Nr. Hotel Imperial Palace, Dr. Yagnik Road, RAJKOT (Gujarat).

Gandhidham : 92-GMA Building, 2nd Floor, Plot No. -297, Sector-12B. GANDHIDHAM (Gujarat)

© 2020 Alpha Automation Pvt. Ltd. All rights reserved.

Tally, Tally 9, Tally9, Tally.ERP, Tally.ERP 9, Shoper, Shoper 9, Shoper POS, Shoper HO, Shoper 9 POS, Shoper 9 HO, Tally Developer, Tally. Server 9, Tally Developer, Tally. Developer 9, Tally.NET, Tally Development Environment, Tally Prime, TallyPrimeDeveloper, Tally Prime Server, Tally Extender, Tally Integrator, Tally Integrated Network, Tally Service Partner, Tally Academy & Power of Simplicity are either registered trademarks or trademarks of Tally Solutions Pvt. Ltd. in India and/or other countries. All other trademarks are properties of their respective owners.

Version: Alpha Automation Pvt. Ltd. / Quick Item Search with Details/1.0/ Oct-2020

Quick Item Search with Details– 1.0

Introduction

- With This Add-on user get facilities to Quick Item Search with Details. Having, Price level, Item Standard cost, Item Standard Selling Price, Last Purchase Price, Last Sales Price, Item's GST%, Item Closing Stock.

Benefits

- Easy to get Item with all details.

What's New?

- Compatible with Tally Prime

Important!

Take back up of your company data before activating the Add-on.

Once you try/purchase an Add-on, follow the steps below to configure the Add-on and use it.

Installation

1. Copy the TCP file in TallyPrime Folder.
2. Gateway of Tally → F1 (Help) → TDL & Add-on → F4 (Manage Local TDL) → Select Yes in Load TDL on Startup and give the file name of TCP File. After pressing the Enter Key will show TDL Status which should be as Loaded.

System requirements:

No additional hardware / software infrastructure is required for executing and operation this applications module

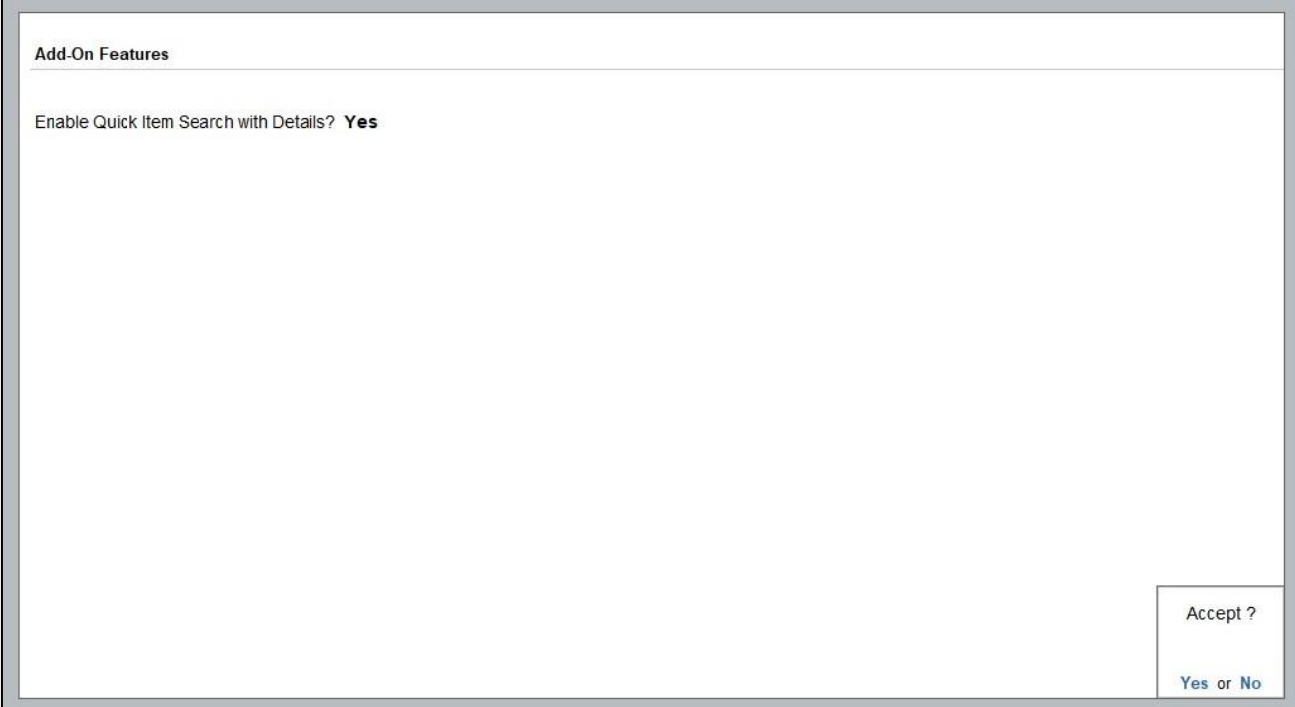
1. Activate the Add-on.

For TallyPrime Release 1.0

Go to **Gateway of Tally** → **F1: Help** → **TDL & Add-On** → **F6: Add-On Features**. Alternatively, you may press **CTRL + ALT + T** from any menu to open TDL Management report and then press

F6: Add-On Features

Set “**Yes**” to the option “**Enable Quick Item Search with Details?**”



Add-On Features

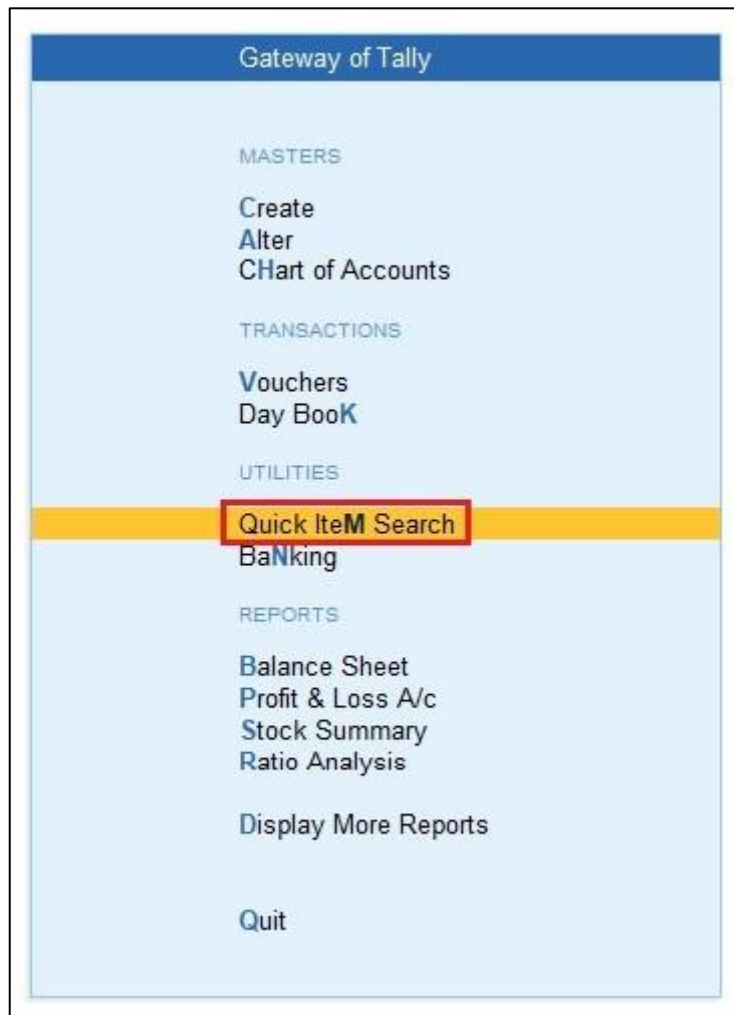
Enable Quick Item Search with Details? **Yes**

Accept ?

Yes or No

Detailed User Guide:

1. Go to Gateway of Tally



2. Go to Gateway of tally → Inventory Masters → Alter → Stock Item → Alter/Create → Select Stock Item Name → Set “Yes” to option “Alter Standard Rates?”

Stock Item: Keyboard			
Standard Cost		Standard Selling Price	
Applicable From	Rate per	Applicable From	Rate per
12-Nov-20	1,000.00 Nos	12-Nov-20	2000_

3. Go to Gateway of tally → Inventory Masters → Price List → Stock Group → Select Price Level

Price List									
Smart Solutions									
Under Group : ♦ All Items									
Price Level : Supplier Applicable From: 12-Nov-20									
S.No.	Particulars	Quantities		Rate	Disc. % (if any)	As on : 2-Apr-20		Cost Price	
		From:	Less than			Rate	Disc. %		
1.	Keyboard	2 Nos	2,000.00/Nos	5 %				1,000.00/Nos	
		2 Nos	3,000.00/Nos	5 %					
		2 Nos							
2.	Printer	5 Nos	1,000.00/Nos	2 %				2,907.69/Nos	
		5 Nos	2,000.00/Nos	2 %					
		5 Nos							

Accept ?
 Yes or No F12: Configure

4. Go to Gateway of tally → Vouchers → Purchase (F9)

Accounting Voucher Creation
Smart Solutions
✕

Purchase No. 10

Supplier Invoice No. : Date : :

Party A/c name : **Amardeep Technologies**

Current balance : 18,264.00 Cr

Purchase ledger : **Purchase Acc**

Current balance : 87,800.00 Dr

Name of Item	Quantity	Rate	per	Disc %	Amount
Keyboard	2 Nos	1,000.00	Nos		2,000.00
CGST					180.00
SGST					180.00

Narration: _____

12-Nov-20
Thursday

F2: Date

F3: Company

F4: Contra

F5: Payment

F6: Receipt

F7: Journal

F8: Sales

F9: Purchase

F10: Other Vouchers

E: Autofill

H: Change Mode

I: More Details

L: Optional

P: Post-Dated

Accept ?

Yes or No

F12: Configure

5. Go to Gateway of tally → Accounting Vouchers → Sales (F8)

Accounting Voucher Creation		Smart Solutions			
Sales	No. 58				
Reference No	:	Date	:	12-Nov-20	F2: Date
				Thursday	F3: Company
Party A/c name	:	Maruti infotech		Price Level	• Not Applicable
Current balance	:	1,52,525.00 Dr			F4: Contra
Sales ledger	:	Sales			F5: Payment
Current balance	:	11,41,084.90 Cr			F6: Receipt
Name of Item				Quantity	Rate per Disc % Amount
Keyboard				2 Nos	2,000.00 Nos 4,000.00
CGST					500.00
SGST					500.00
Narration:					
				2 Nos	Accept ?
					Yes or No F12: Configure

**6. Go to Gateway of tally → Inventory Masters → Stock Item → Alter/Create
→ Select Stock Item Name → Set “Yes” to option “Set GST Details?”**

GST Details for Stock Item:
Keyboard

HSN/SAC Details

Description :
HSN/SAC :

Tax Details

Calculation type : **On Value**
Taxability : **Taxable**

Tax Type	Rate
Integrated Tax	18 %
Central Tax	9 %
State Tax	9 %
Cess	0 %

7. Go to Gateway of tally → Stock Summary

Stock Summary		Smart Solutions			F2: Period
Particulars	Parts Smart Solutions 1-Apr-20 to 12-Nov-20			F3: Company	
	Closing Balance			F4: Stock Group	
	Quantity	Rate	Value	F5: Stock Item-wise	
Bales	(-)13 Nos			F6: Monthly	
Brass Pin	(-)123 Nos			F7: Show Profit	
Door Knockers	(-)27 Nos	129.63	(-)3,500.00	F8: Valuation	
Keyboard	(-)9 Nos	1,000.00	(-)9,000.00	F9: Orders	
Mouse	(-)21 Nos			F10	
Screw	6 Nos	2,000.00	12,000.00	B: Basis of Values	
				H: Change View	
				J: Exception Reports	
				C: New Column	
				A: Alter Column	
				D: Delete Column	
				N: Auto Column	
Grand Total	(-)187 Nos		(-)500.00	F12: Configure	

8. Go to Gateway of tally → Quick Item Search

Quick Item Search

Select Price List : **Supplier**

Select Item Name : **Keyboard**

Price List Rate	:	₹ 3,000.00	<div style="border: 1px solid gray; padding: 5px; width: fit-content; margin: auto;"> Accept ? Yes or No </div>
Standard Cost Price	:	₹ 1,000.00	
Standard Selling Rate	:	₹ 2,000.00	
last Purchase Price	:		
last Selling Price	:	₹ 2,000.00	
GST %	:	18 %	
Closing Stock	:	(-)9 Nos	

Note: 1. If users select Price List then it will take rate as per current date. And users select Display in standard selling rate if Users not select price list then Standard Selling rate will display.

FAQ

Which version/release of TallyPrime does the add-on support?

This add-on will work only from Tally Prime Release 1.0 onwards.

How will I get support for this add-on?

For any functional support requirements please do write to us on mail@aaplautomation.com or call us at +91-288-2713956/57/58, +91-9023726215/16, 9099908115, 9825036442.

If I need some enhancements / changes to be incorporated for the add-on, whom should I contact?

Please to write to us on mail@aaplautomation.com with your additional requirements and we will revert to you in 24 hours.

Will new features added be available to us?

We offer one year availability of all support and new features free of cost. After one year, nominal subscription cost will be applicable to you to continue to get free support and updates.

What will happen after one year?

There is no fixed annual charge to be payable mandatory. However if any changes are required in our Add-On to make compatible with New Release of TallyPrime then the modification Charges will be applied.

I am using a multi-site. Can I use the same Add-on for all the sites?

No, one Add-on will work only for 1 site. You need to purchase again if you want to use the same Add-on for more sites.

TDL Management screen shows errors with the Add-on. What do I do?

Check whether the error is because of the Add-on or because of clashes between 2 TDLs (An add-on is also a TDL). In case of clashes, disable one or more TDLs and check which TDL has the error. If the Add-on has a problem, you can report it to us.

My Tally went into educational mode after installing the add-on. What do I do?

Go into **Gateway of Tally** → **Press F1 (Help)** → **TDL & Add-on** → **Press F4** and remove the Add-on from the list and Restart Tally.