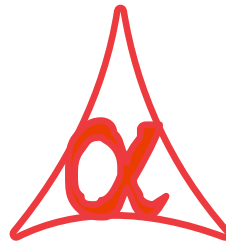




POWER OF SIMPLICITY

State wise Item Sales Report– 1.0



Alpha Automation Pvt. Ltd.

Head Office

104-The Grand Apurva, Nr. Hotel Fortune Palace,

Nr. Digjam Circle, Airport Road - JAMNAGAR –Gujarat (India)

Phone No. : +91-288-2713956/57/58, 9023726215/16, 9099908115, 9825036442

Email : mail@aaplautomation.com

Branch Office

Rajkot : 807-Dhanrajni Complex, Nr. Hotel Imperial Palace, Dr. Yagnik Road, RAJKOT (Gujarat).

Gandhidham : 92-GMA Building, 2nd Floor, Plot No. -297, Sector-12B. GANDHIDHAM (Gujarat)

© 2020 Alpha Automation Pvt. Ltd. All rights reserved.

Tally, Tally 9, Tally9, Tally.ERP, Tally.ERP 9, Shoper, Shoper 9, Shoper POS, Shoper HO, Shoper 9 POS, Shoper 9 HO, TallyDeveloper, Tally.Server 9, Tally Developer, Tally. Developer 9, Tally.NET, Tally Development Environment, TallyPrime, TallyPrimeDeveloper, TallyPrime Server, Tally Extender, Tally Integrator, Tally Integrated Network, Tally Service Partner, TallyAcademy & Power of Simplicity are either registered trademarks or trademarks of Tally Solutions Pvt. Ltd. in India and/or other countries. All other trademarks are properties of their respective owners.

Version: Alpha Automation Pvt. Ltd. / State wise Item Sales Report/1.0/ Oct-2020

State Wise Item Sales Report– 1.0

Introduction

- With this add-on, User Can View State wise Item Sales Summary Report.

Benefits

- User's also Search Specific State Wise Item Sales Report.

What's New?

- Compatible with Tally Prime

Important!

Take back up of your company data before activating the Add-on.

Once you try/purchase an Add-on, follow the steps below to configure the Add-on and use it.

Installation

1. Copy the TCP file in TallyPrime Folder.
2. Gateway of Tally → F1 (Help) → TDL & Add-on → F4 (Manage Local TDL) → Select Yes in Load TDL on Startup and give the file name of TCP File. After pressing the Enter Key will show TDL Status which should be as Loaded.

System requirements:

No additional hardware / software infrastructure is required for executing and operation this applications module

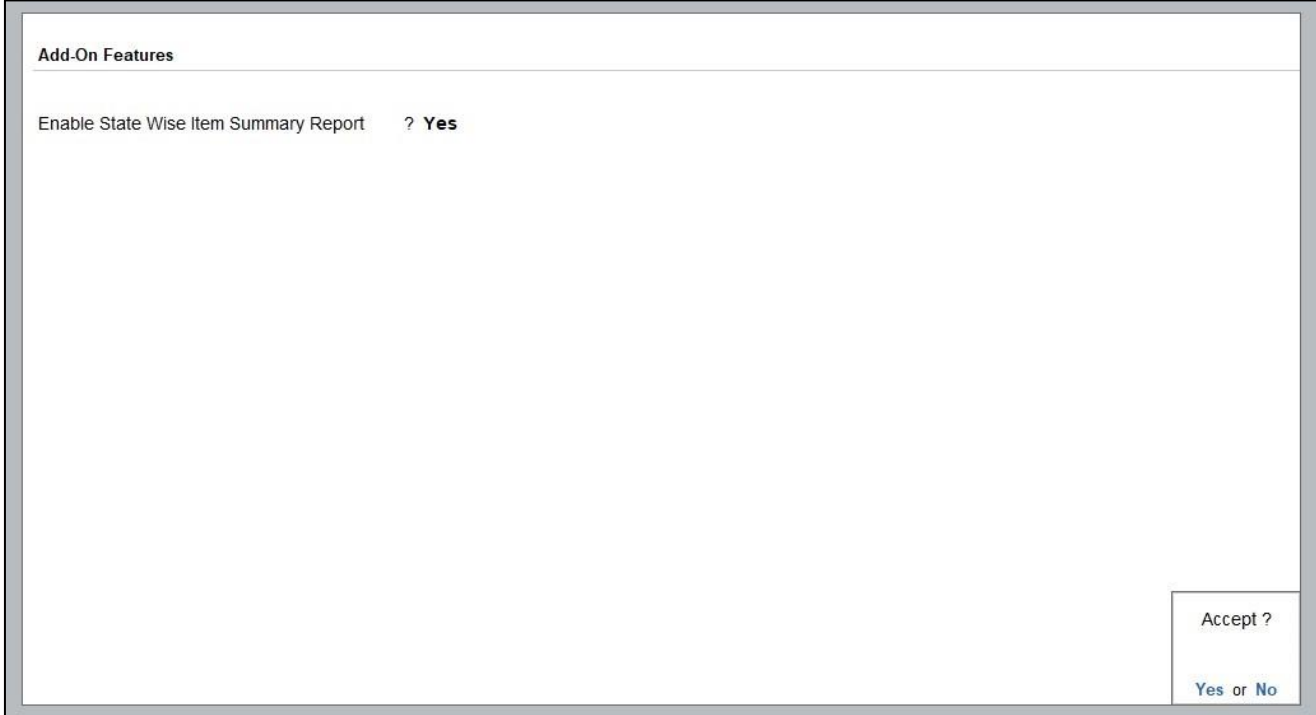
1. Activate the Add-on.

For TallyPrime Release 1.0

Go to **Gateway of Tally** → **F1: Help** → **TDL & Add-On** → **F6: Add-On Features**. Alternatively, you may press **CTRL + ALT + T** from any menu to open TDL Management report and then press

F6: Add-On Features

Set “**Yes**” to the option “**Enable State Wise Item Sales Report?**”



Add-On Features

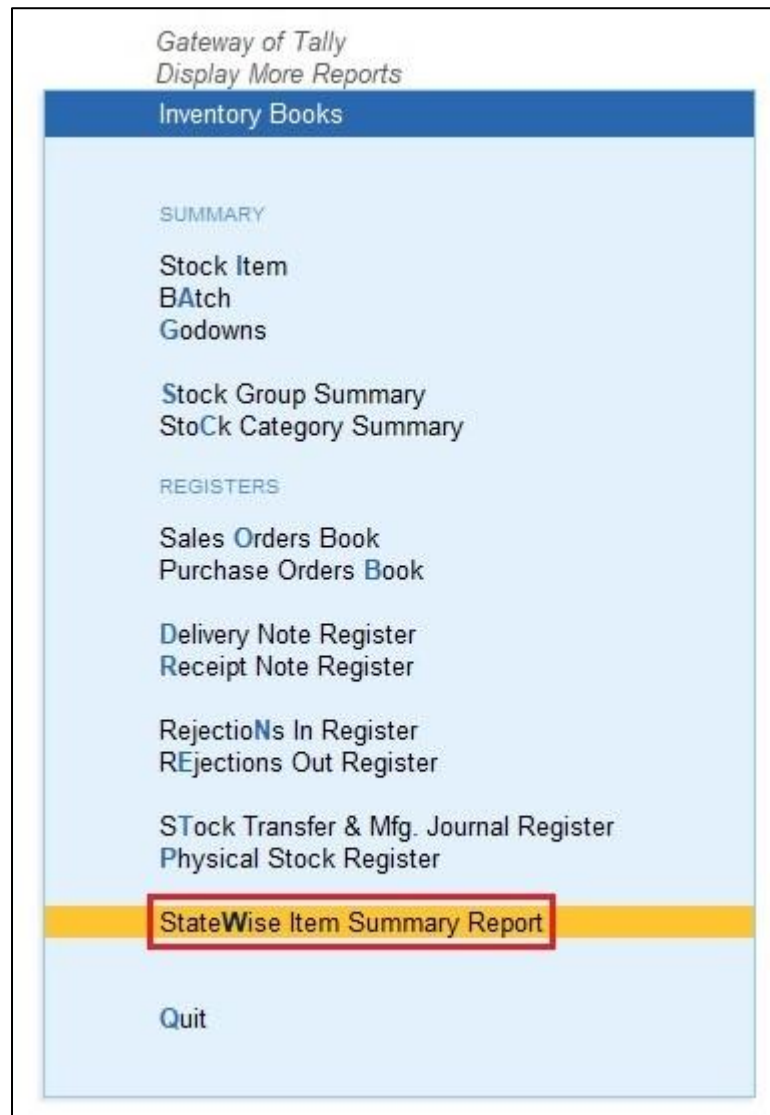
Enable State Wise Item Summary Report ? **Yes**

Accept ?

Yes or No

Detailed User Guide:

1. Gateway of Tally → Display More Reports → Inventory Books



2. It Shows Sales Report and Purchase Report as Shown Below :



3. State Wise Item Sales Report as shown below:

State Wise Item Sales Summary Report		Smart Solutions		1-Apr-20 to 31-Mar-21	
State Name	Particulars	Total Quantity	Total Amount	F2: Period	
Gujarat	Deil Laptop	30 Nos	2,49,802.40	F3: Search State	
Gujarat	Printer	55 Nos	5,36,992.00		
Gujarat	Brass Pin	23 Nos	61,500.00		
Gujarat	Door Knockers	24 Nos	25,912.50		
Gujarat	Bales	15 Nos	15,000.00		
Gujarat	Any Desk	9 Nos	82,898.00		
Gujarat	Quick Heal Antivirus	13 Nos	1,30,000.00		
Gujarat	RTGS Customization	1 Nos	20,000.00		
Gujarat	Kdk 10 Users	1 Nos	4,000.00		
Gujarat	Mouse	19 Nos	9,400.00		
Gujarat	HCL PIV	7 Pcs	35,000.00		
Gujarat	TDL Customization	1 Nos	1,180.00		
Gujarat	Tally Multi User	0 Nos	20,000.00		
Gujarat	Kdk 15 Users	2 Nos	10,000.00		
Gujarat	Assemble P7	19 Nos	1,25,400.00		
Gujarat	Tally Gold	1 Nos	25,000.00		
Gujarat	Tally Single User	1 Nos			
Gujarat	Keyboard	22 Nos	47,000.00		
Gujarat	Tally Silver	1 Nos	25,000.00		
Gujarat	Screw	4 Nos	8,000.00		
Gujarat	Assemble P8	2 Nos	4,000.00		
Haryana	Mouse	2 Nos	1,000.00		
Haryana	Keyboard	10 Nos	10,000.00		
Haryana	Assemble P8	1 Nos	2,000.00		
Haryana	Assemble P9	10 Nos	40,000.00		

4. Search State (F3) as shown below:

State Name		Total Quantity	Total Amount
Gujarat	Dell Laptop	30 Nos	2,49,802.45
Gujarat	Printer	55 Nos	5,36,992.00
Gujarat	Brass Pin	23 Nos	61,500.00
Gujarat	Door Knockers	24 Nos	25,912.50
Gujarat	Bales	15 Nos	15,000.00
Gujarat	Any Desk	9 Nos	82,898.00
Gujarat	Quick Heal Antivirus	13 Nos	1,30,000.00
Gujarat	RTGS Customization	1 Nos	20,000.00
Gujarat	Kdk 10 Users	1 Nos	4,000.00
Gujarat	Mouse	19 Nos	9,400.00
Gujarat	HCL PIV	7 Pcs	35,000.00
Gujarat	TDL Customization	1 Nos	1,180.00
Gujarat	Tally Multi User	0 Nos	20,000.00
Gujarat	Kdk 15 Users	2 Nos	10,000.00
Gujarat	Assemble P7	19 Nos	1,25,400.00
Gujarat	Tally Gold	1 Nos	25,000.00
Gujarat	Tally Single User	1 Nos	
Gujarat	Keyboard	22 Nos	47,000.00
Gujarat	Tally Silver	1 Nos	25,000.00
Gujarat	Screw	4 Nos	8,000.00
Gujarat	Assemble P8	2 Nos	4,000.00
Haryana	Mouse	2 Nos	1,000.00
Haryana	Keyboard	10 Nos	10,000.00
Haryana	Assemble P8	1 Nos	2,000.00
Haryana	Assemble P9	10 Nos	40,000.00

5. Specific State Wise Item Sales Report as shown below:

State Wise Item Sales Summary Report		Smart Solutions		1-Apr-20 to 31-Mar-21	
State Name	Particulars	Total Quantity	Total Amount		
Haryana	Mouse	2 Nos	1,000.00		
Haryana	Keyboard	10 Nos	10,000.00		
Haryana	Assemble P8	1 Nos	2,000.00		
Haryana	Assemble P9	10 Nos	40,000.00		

6. When User Press “Enter Key” On Specific Item Then User View Stock Item Report containing same state of that Item.

Stock Item Vouchers										Smart Solutions		1-Apr-20 to 31-Mar-21	
Stock Item: Assemble P8													
Date	Particulars	Vch Type	Vch No.	Inwards		Outwards		Closing					
				Quantity	Value	Quantity	Value	Quantity	Value				
1-Apr-20	Opening Balance			3 Nos	3,000.00			3 Nos	3,000.00				
2-Apr-20	Megna Infotech	Sales	41			1 Nos	2,000.00	2 Nos	3,000.00				
Totals as per 'Default' valuation :				3 Nos	3,000.00	(-)1 Nos	(-)2,000.00	4 Nos	3,000.00				

- F2: Period
- F3: Company
- F4: Stock Item
- F5
- F6: Monthly
- F7: Show Profit
- F8
- F9
- F10
- B: Basis of Values
- H: Change View
- J: Exception Reports
- S: Stock Alter
- F12: Configure

Note: Same Way in Purchase Report.

FAQ

Which version/release of TallyPrime does the add-on support?

This add-on will work only from Tally Prime Release 1.0 onwards.

How will I get support for this add-on?

For any functional support requirements please do write to us on mail@aaplautomation.com or call us at +91-288-2713956/57/58, +91-9023726215/16, 9099908115, 9825036442.

If I need some enhancements / changes to be incorporated for the add-on, whom should I contact?

Please to write to us on mail@aaplautomation.com with your additional requirements and we will revert to you in 24 hours.

Will new features added be available to us?

We offer one year availability of all support and new features free of cost. After one year, nominal subscription cost will be applicable to you to continue to get free support and updates.

What will happen after one year?

There is no fixed annual charge to be payable mandatory. However if any changes are required in our Add-On to make compatible with New Release of TallyPrime then the modification Charges will be applied.

I am using a multi-site. Can I use the same Add-on for all the sites?

No, one Add-on will work only for 1 site. You need to purchase again if you want to use the same Add-on for more sites.

TDL Management screen shows errors with the Add-on. What do I do?

Check whether the error is because of the Add-on or because of clashes between 2 TDLs (An add-on is also a TDL). In case of clashes, disable one or more TDLs and check which TDL has the error. If the Add-on has a problem, you can report it to us.

My Tally went into educational mode after installing the add-on. What do I do?

Go into **Gateway of Tally** → **Press F1 (Help)** → **TDL & Add-on** → **Press F4** and remove the Add-on from the list and Restart Tally.