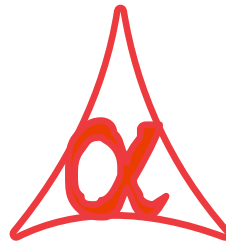




POWER OF SIMPLICITY

Additional Discount in Price List / Price Level– 1.0



Alpha Automation Pvt. Ltd.

Head Office

104-The Grand Apurva, Nr. Hotel Fortune Palace,

Nr. Digjam Circle, Airport Road - JAMNAGAR –Gujarat (India)

Phone No. : +91-288-2713956/57/58, 9023726215/16, 9099908115, 9825036442

Email : mail@aaplautomation.com

Branch Office

Rajkot : 807-Dhanrajni Complex, Nr. Hotel Imperial Palace, Dr. Yagnik Road, RAJKOT (Gujarat).

Gandhidham : 92-GMA Building, 2nd Floor, Plot No. -297, Sector-12B. GANDHIDHAM (Gujarat)

© 2020 Alpha Automation Pvt. Ltd. All rights reserved.

Tally, Tally 9, Tally9, Tally.ERP, Tally.ERP 9, Shoper, Shoper 9, Shoper POS, Shoper HO, Shoper 9 POS, Shoper 9 HO, TallyDeveloper, Tally.Server 9, Tally Developer, Tally. Developer 9, Tally.NET, Tally Development Environment, TallyPrime, TallyPrimeDeveloper, TallyPrime Server, Tally Extender, Tally Integrator, Tally Integrated Network, Tally Service Partner, TallyAcademy & Power of Simplicity are either registered trademarks or trademarks of Tally Solutions Pvt. Ltd. in India and/or other countries. All other trademarks are properties of their respective owners.

Version: Alpha Automation Pvt. Ltd. / Additional Discount in Price List / Price Level/1.0/ Oct-2020

Additional Discount in Price List / Price

Level– 1.0

Introduction

- With this add-on, User gets facilities to Additional Discount in Price List.

Benefits

- When User Select Price level Voucher Entry time then Fetch Additional Discount from Price List in Column.
- As well as Additional Discount Print in Sales Invoice.

What's New?

- Compatible with Tally Prime

Important!

Take back up of your company data before activating the Add-on.

Once you try/purchase an Add-on, follow the steps below to configure the Add-on and use it.

Installation

1. Copy the TCP file in TallyPrime Folder.
2. Gateway of Tally → F1 (Help) → TDL & Add-on → F4 (Manage Local TDL) → Select Yes in Load TDL on Startup and give the file name of TCP File. After pressing the Enter Key will show TDL Status which should be as Loaded.

System requirements:

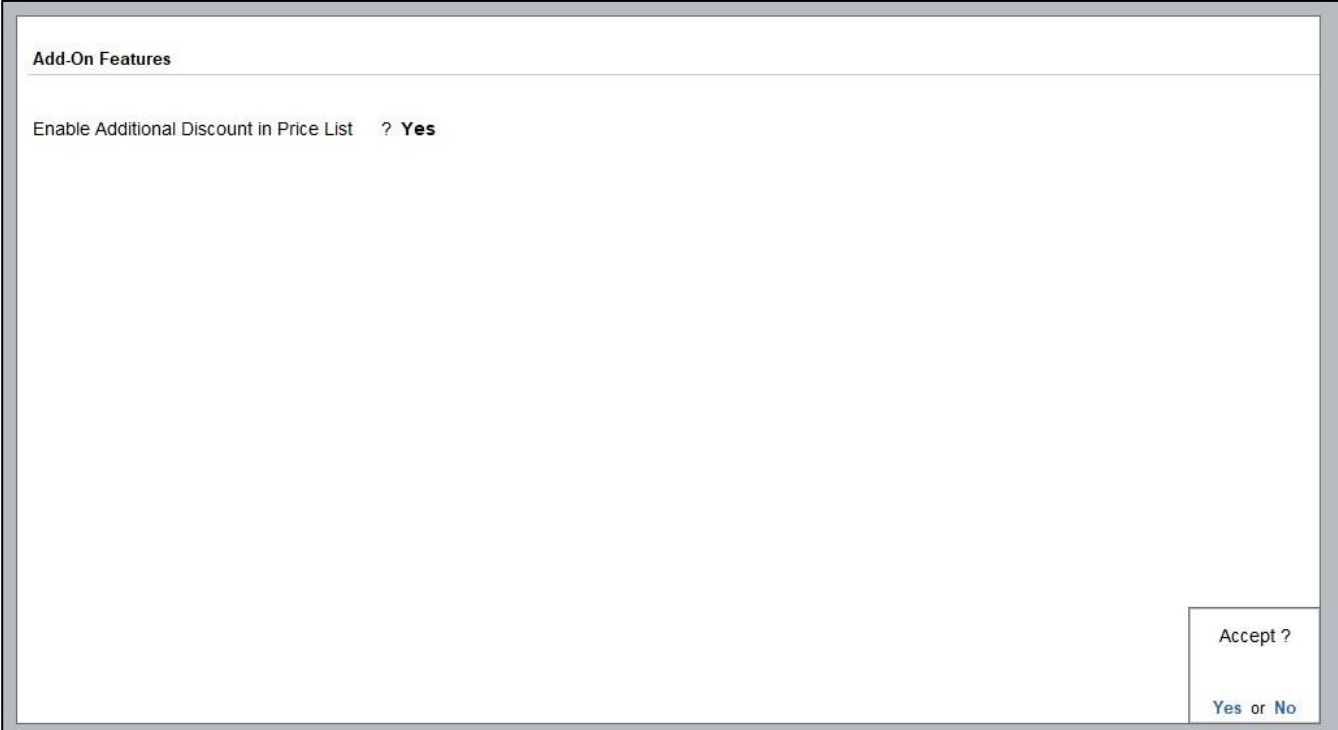
No additional hardware / software infrastructure is required for executing and operation this applications module

1. Activate the Add-on.

For TallyPrime Release 1.0

Go to **Gateway of Tally** → **F1: Help** → **TDL & Add-On** → **F6: Add-On Features**. Alternatively, you may press **CTRL + ALT + T** from any menu to open TDL Management report and then press **F6: Add-On Features**

Set “**Yes**” to the option “**Enable Additional Discount in Price List?**”



Add-On Features

Enable Additional Discount in Price List ? **Yes**

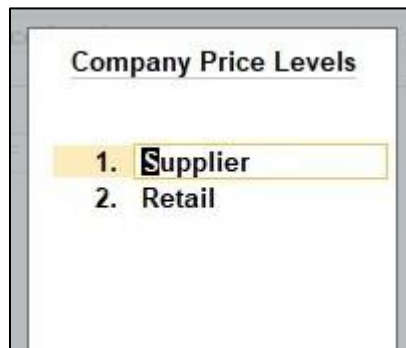
Accept ?

Yes or No

Detailed User Guide:

1. Gateway of Tally → Alter → Inventory Masters → Price Levels

Set “Yes” to option “Enable Multiple Price Levels” in F11 Features.



2. Gateway of Tally → Alter → Inventory Masters → Price List (Stock Group)


| Price List | | | | | | | | | | Smart Solutions | | | X | |
|---------------------------|----------------|------------|-----------|------------|---------------------|----------------------|-------------------|---------|--|-------------------------------|----------------------------|--|---|--|
| Under Group : ♦ All Items | | | | | | | | | | Price Level : Supplier | Applicable From: 18-Nov-20 | | | |
| S.No. | Particulars | Quantities | | Rate | Disc. % (if any) | Disc2. % (if any) | As on : 12-Nov-20 | | | Cost Price | | | | |
| | | From: | Less than | | | | Rate | Disc. % | | | | | | |
| 1. | Letter Planets | | | 200.00/Nos | 4 % | 8 % | | | | | | | | |
| 2. | Door Hings | | | 500.00/Pcs | 5 % | 10 % | | | | | | | | |
| 3. | Nut Balls | | | 100.00/Nos | 12 % | 15 % | | | | | | | | |

Accept ?
 Yes or No

3. Gateway of Tally → Vouchers → Sales (F8)

| Accounting Voucher Creation | | Smart Solutions | | X | | | |
|-----------------------------|--------|-----------------------|------------|------------------------|-------------|-----------|---------------------|
| Sales | No. 64 | | | | | | |
| Reference No | : | Date | : | 18-Nov-20 | F2: Date | | |
| | | | | Wednesday | F3: Company | | |
| Party A/c name | : | Megna Infotech | | Price Level : Supplier | F4: Contra | | |
| Current balance | : | 2,93,040.62 Dr | | | F5: Payment | | |
| Sales ledger | : | Sales | | | F6: Receipt | | |
| Current balance | : | 14,88,284.90 Cr | | | F7: Journal | | |
| Name of Item | | Quantity | Rate per | Disc % | Disc2 % | Amount | F8: Sales |
| Door Hings | | 50 Pcs (10,00 Nos) | 500.00 Pcs | 5 % | 10 % | 21,375.00 | F9: Purchase |
| Letter Planets | | 100 Nos (1 Pcs) | 200.00 Nos | 4 % | 8 % | 17,664.00 | F10: Other Vouchers |
| Nut Balls | | 10 Nos (100 Pcs) | 100.00 Nos | 12 % | 15 % | 748.00 | E: Autofill |
| | | | | | | 39,787.00 | Change Mode |
| CGST | | | | | | 4,973.38 | More Details |
| SGST | | | | | | 4,973.38 | L: Optional |
| | | | | | | | I: Post-Dated |
| Narration: | | 151 Pcs | | | | | Accept ? |
| | | | | | | | Yes or No |
| | | | | | | | F12: Configure |

4. Print (Ctrl+ P) Sales Voucher Print with Additional Discount as below:

| Tax Invoice | | | | | | | | | |
|---|----------------------|---------|-----------------------|----------|------------------------------|-----|---------|---------|-------------|
|  Smart Solutions 102, Grand Apurva Complex, Nr. Fortune Palace Hotel, Opp., Ketan Electronics Jamnagar, 361001 GSTIN/UIN: 24AHVBN45896 State Name : Gujarat, Code : 24 Contact : 52964321, 9825098442 E-Mail : asplautomation@gmail.com | | | Invoice No. | | Dated | | | | |
| | | | 64 | | 18-Nov-20 | | | | |
| Consignee (Ship to) Megna Infotech 207, Big Bazaar, Nr., Makarpura Road, Vadodara State Name : Gujarat, Code : 24 | | | Delivery Note | | | | | | |
| | | | Reference No. & Date. | | Other References | | | | |
| Buyer (Bill to) Megna Infotech 207, Big Bazaar, Nr., Makarpura Road, Vadodara State Name : Gujarat, Code : 24 | | | Dispatch Doc No. | | Delivery Note Date | | | | |
| | | | Dispatched through | | Destination | | | | |
| | | | Vessel/Flight No. | | Place of receipt by shipper: | | | | |
| | | | City/Port of Loading | | City/Port of Discharge | | | | |
| Sl No. | Description of Goods | HSN/SAC | GST Rate | Quantity | Rate | per | Disc. % | Disc2 % | Amount |
| 1 | Door Hings | | 25 % | 50 Pcs | 500.00 | Pcs | 5 % | 10 % | 21,375.00 |
| 2 | Letter Planets | | 25 % | 100 Nos | 200.00 | Nos | 4 % | 8 % | 17,664.00 |
| 3 | Nut Balls | | 25 % | 10 Nos | 100.00 | Nos | 12 % | 15 % | 748.00 |
| | | | | | | | | | 39,787.00 |
| CGST | | | | | | | | | 4,973.38 |
| SGST | | | | | | | | | 4,973.38 |
| Total | | | | | | | | | ₹ 49,733.76 |

FAQ

Which version/release of TallyPrime does the add-on support?

This add-on will work only from Tally Prime Release 1.0 onwards.

How will I get support for this add-on?

For any functional support requirements please do write to us on mail@aaplautomation.com or call us at +91-288-2713956/57/58, +91-9023726215/16, 9099908115, 9825036442.

If I need some enhancements / changes to be incorporated for the add-on, whom should I contact?

Please to write to us on mail@aaplautomation.com with your additional requirements and we will revert to you in 24 hours.

Will new features added be available to us?

We offer one year availability of all support and new features free of cost. After one year, nominal subscription cost will be applicable to you to continue to get free support and updates.

What will happen after one year?

There is no fixed annual charge to be payable mandatory. However if any changes are required in our Add-On to make compatible with New Release of TallyPrime then the modification Charges will be applied.

I am using a multi-site. Can I use the same Add-on for all the sites?

No, one Add-on will work only for 1 site. You need to purchase again if you want to use the same Add-on for more sites.

TDL Management screen shows errors with the Add-on. What do I do?

Check whether the error is because of the Add-on or because of clashes between 2 TDLs (An add-on is also a TDL). In case of clashes, disable one or more TDLs and check which

TDL has the error. If the Add-on has a problem, you can report it to us.

My Tally went into educational mode after installing the add-on. What do I do?

Go into **Gateway of Tally** → **Press F1 (Help)** → **TDL & Add-on** → **Press F4 and** remove the Add-on from the list and Restart Tally.