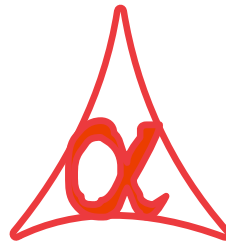




POWER OF SIMPLICITY

Top MIS Reports– 1.0



Alpha Automation Pvt. Ltd.

Head Office

104-The Grand Apurva, Nr. Hotel Fortune Palace,

Nr. Digjam Circle, Airport Road - JAMNAGAR –Gujarat (India)

Phone No. : +91-288-2713956/57/58, 9023726215/16, 9099908115, 9825036442

Email : mail@aaplautomation.com

Branch Office

Rajkot : 807-Dhanrajni Complex, Nr. Hotel Imperial Palace, Dr. Yagnik Road, RAJKOT (Gujarat).

Gandhidham : 92-GMA Building, 2nd Floor, Plot No. -297, Sector-12B. GANDHIDHAM (Gujarat)

© 2020 Alpha Automation Pvt. Ltd. All rights reserved.

Tally, Tally 9, Tally9, Tally.ERP, Tally.ERP 9, Shoper, Shoper 9, Shoper POS, Shoper HO, Shoper 9 POS, Shoper 9 HO, TallyDeveloper, Tally.Server 9, Tally Developer, Tally. Developer 9, Tally.NET, Tally Development Environment, TallyPrime, TallyPrimeDeveloper, TallyPrime Server, Tally Extender, Tally Integrator, Tally Integrated Network, Tally Service Partner, TallyAcademy & Power of Simplicity are either registered trademarks or trademarks of Tally Solutions Pvt. Ltd. in India and/or other countries. All other trademarks are properties of their respective owners.

Version: Alpha Automation Pvt. Ltd. /**Top MIS Reports** /1.0/ Oct-2020

Top MIS Reports– 1.0

Introduction

This Add-On is useful to generate Top MIS Reports. It generates Party Wise Sales and Purchase Reports with Amount Wise Sorting. Also generates Item Wise Sales and Purchase Reports with Sorting by Qty. or Amount.

Benefits

- It helps the owner to access below Reports at one place.
- Top Customer and Suppliers
- Top Receivable & Payables
- Top Item Sales and Purchase in terms of Amount and Qty.
- Top Sales & Purchase Order Outstanding by Party
- Top Sales & Purchase Order Outstanding by Item o Inactive Ledgers & Items
- It helps to identify Top Moving Items in terms of Qty. and Amount.
- Admin can also control on displaying these reports based on group security control.

What's New?

- Compatible with Tally Prime

Important!

Take back up of your company data before activating the Add-on.

Once you try/purchase an Add-on, follow the steps below to configure the Add-on and use it.

Installation

1. Copy the TCP file in TallyPrime Folder.
2. Gateway of Tally → F1 (Help) → TDL & Add-on → F4 (Manage Local TDL) → Select Yes in Load TDL on Startup and give the file name of TCP File. After pressing the Enter Key will show TDL Status which should be as Loaded.

System requirements:

No additional hardware / software infrastructure is required for executing and operation this applications module

1. Activate the Add-on.

For TallyPrime Release 1.0

Go to **Gateway of Tally** → **F1: Help** → **TDL & Add-On** → **F6: Add-On Features**. Alternatively, you may press **CTRL + ALT + T** from any menu to open TDL Management report and then press

F6: Add-On Features

Set “**Yes**” to the option “**Enable Top MIS Reports?**”



The screenshot shows a dialog box titled "Add-On Features". Inside the dialog, there is a single option: "Enable Top MIS Reports" with a question mark icon and the value "Yes" selected. At the bottom right of the dialog, there is a button labeled "Accept ?". Below the button, the text "Yes or No" is visible.

Detailed User Guide:

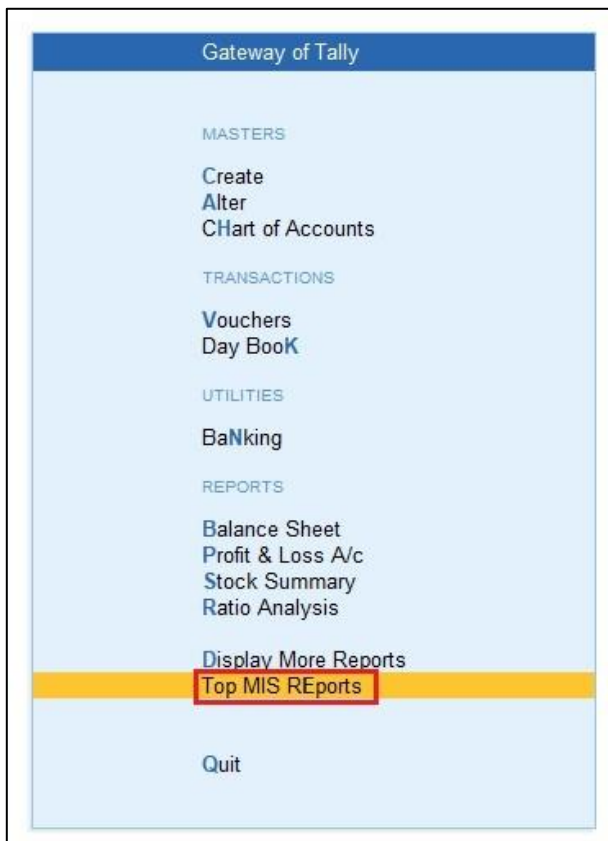
1. Go to Gateway of tally → Company (Alt + K) → User Roles → Security Levels for Company → Account Dept. as shown below:

Security Levels	
Name of security level	: Account Dept.
Use Basic Facilities of	: Owner
Days allowed for Back Dated vouchers	: 0
Cut-off date for Back Dated vouchers	:
Set/Alter rules for Print Before Save <i>(also applicable for Export/E-Mail/Upload)</i>	: No
Allow to override tax details	: No
Exclude On Account from Bill Allocations	: No
Exclude New Number from Item Allocations: <i>(for tracking/orders)</i>	: No
Allow company to connect	: Yes
Use Tally.NET Authentication	: No
Allow Access TOP MIS Reports	? <input checked="" type="checkbox"/> Yes
<hr/> <div style="display: flex; justify-content: space-between;"> <div style="text-align: center;"> <p>Disallow the following Facilities <i>(others will be allowed)</i></p> </div> <div style="text-align: center;"> <p>Allow the following Facilities <i>(to re-enable disallowed facilities)</i></p> </div> </div> <hr/>	
<div style="display: flex; justify-content: space-between;"> ◆ End of List ◆ End of List </div>	

2. Account user login as shown below:

Company : Alpha Infotech	
Username	: Accuser@123
Password	: <input type="password" value="****"/>

3. Gateway of Tally → Top MIS Reports



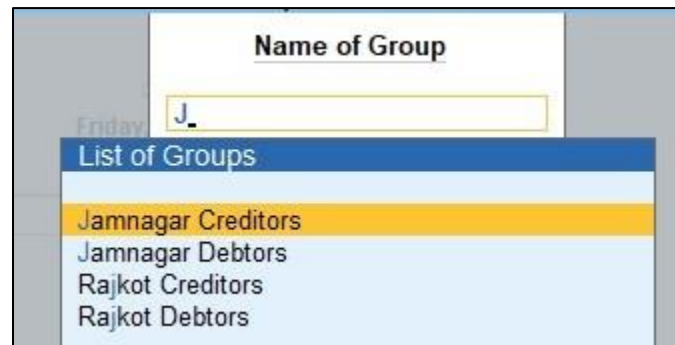
4. Select the group for Top Customers Report as shown below:



5. The Top Customers Report will be displayed as shown below. The Report will be sorted in terms of Sales Amount.

Top Customers Report		Alpha Infotech		2-Apr-20 to 31-Mar-21	
Top Customers Report		Group Name : Jamnagar Debtors		F2: Period	
Sr. No.	Ledger Name			Amount	
1	Alpha Automation Pvt Ltd			2,52,470.42 Dr	
2	Allec Enterprice			2,06,121.20 Dr	
3	Kinjal Enterprise			72,780.00 Dr	
4	Jyoti Enterprise			40,000.00 Dr	
5	Janki Enterprise			35,800.00 Dr	
6	Bhumit Enterprise			34,260.00 Dr	
7	Honest Corporation			32,560.00 Dr	
8	Jay Ambe Tools& Nut Bolt			32,200.00 Dr	
9	Ace Shipping Pvt.Ltd			29,428.02 Dr	
10	Jaydeep Enterprise			25,960.00 Dr	
11	RB Enterprise			22,400.00 Dr	
12	Mahavir Traders			11,360.00 Dr	
13	Manali Electronics			10,000.00 Dr	
14	Geeta Machine Tools			8,460.00 Dr	
15	Nitu Sales Agency			8,240.00 Dr	
16	Heena Industries			5,075.00 Dr	
17	Anjana Infotech			4,140.00 Dr	
18	Ashapura Distributors			6,710.00 Cr	
19	Nirma Limited			7,270.00 Cr	
20	Arihant Trading			22,120.00 Cr	
				Total	7,95,154.64 Dr

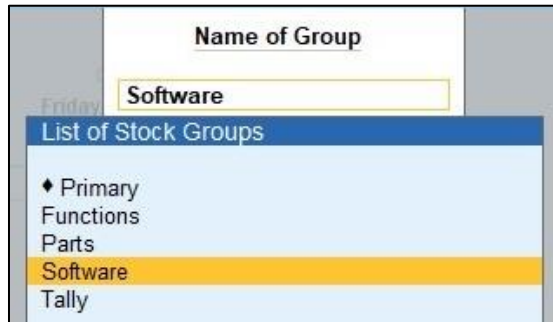
6. Select the group for Top Suppliers Report as shown below:



7. The Top Suppliers Report will be displayed as shown below. The Report will be sorted in terms of Purchase Amount.

Top Suppliers Report		Alpha Infotech		1-Apr-20 to 31-Mar-21	
Top Suppliers Report		Group Name : Jamnagar Creditors		F2: Period	
Sr. No.	Ledger Name			Amount	
1	Darshan Industries			1,16,352.00 Cr	
2	Giriraj Hardware			44,900.00 Cr	
3	Smart Traders			30,560.00 Cr	
4	Smart Infotech			27,700.00 Cr	
5	Kepro India			24,000.00 Cr	
6	Ambika Trading Co.			13,000.00 Cr	
7	Abhay Traders			11,000.00 Cr	
8	Sandeep Traders			4,600.00 Cr	
9	Darshit Enterprise			4,000.00 Cr	
10	Goal Enterprise			8,048.00 Dr	
11	Prem Solutions			9,920.00 Dr	
				Total	2,58,144.00 Cr

8. Select the group for Top Item Sales report.



9. The Top Item Sales Report will be displayed as shown below.

Top Item Sales Report					Alpha Infotech	F2: Period
Top Item Sales Report					Group Name : Primary	1-Apr-20 to 31-Mar-21
Sr. No.	Item Name	Group Name	Quantity	Amount	F3: Amountwise	
					F4: Quantitywise	
1	HP Laptop	Functions	11 Nos	1,65,700.00		
2	Tdl Customization	Software	407 Nos	1,10,000.00		
3	KDK Spectrum	Parts	10 Nos	62,000.00		
4	Dell Laptop	Software	5 Nos	50,000.00		
5	TDL App	Tally	6 Nos	46,000.00		
6	Tally ERP9 Gold	Tally	3 Nos	45,000.00		
7	Printer	Parts	20 Nos	40,000.00		
8	Invoice Customization	Software	104 Nos	39,600.00		
9	Mouse	Parts	25 Pcs	33,000.00		
10	Sms Counter	Software	4 Nos	32,000.00		
11	Alpha App	Software	3 Nos	30,000.00		
12	Tally Addon Customize	Tally	5 Nos	19,000.00		
13	Quick Heal	Software	3 Nos	14,000.00		
14	Assemble P7	Parts	5 Pcs	12,000.00		
15	Biz Mobile App	Software	2 Nos	12,000.00		
16	RTGS Customization	Software	4 Nos	11,200.00		
17	Kdk Single User	Parts	2 Nos	10,000.00		
18	Brass Pin	Parts	7 Nos	9,960.00		
19	KDK Spectrum Diamond	Tally	4 Nos	8,000.00		
20	Kdk 50 User	Tally	1 Nos	5,000.00		
21	Assemble P8	Parts	1 Pcs	5,000.00		
22	Tally Addons	Tally	2 Nos	2,000.00		
23	Zen Auditor	Software	1 Nos	2,000.00		
24	Bales	Parts	2 Nos	1,000.00		
			Total	7,64,460.00		

F12: Configure

By Default Reports is generated with sorting of Item Sales Amount. Sorting Order can be changed to Sold Qty. by pressing F4.

NOTE: same way the top item purchase report will generate.

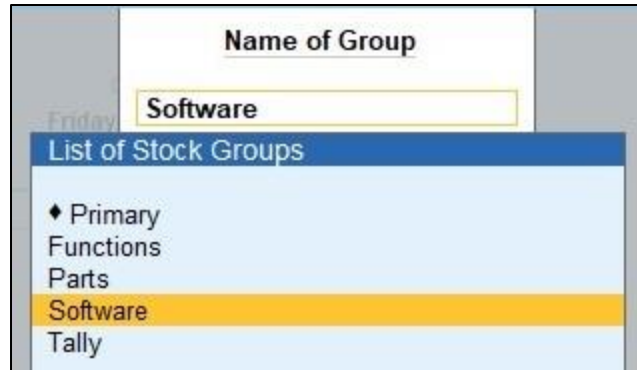
10. Select the group for top ledger wise sales order outstanding report.



11. The Top Ledger wise Sales Order Outstanding Report will be displayed as shown below. The Report will be sorted in terms of Sales Order Amount.

Top Customers SO Outstanding Report		Alpha Infotech	X	F2: Period
Top Customers SO Outstanding Report		1-Apr-20 to 31-Mar-21		
Group Name : Jamnagar Debtors				
Sr. No.	Ledger Name	Amount		
1	Jaydeep Enterprise	30,000.00 Cr		
2	Madhusudan Enterprise	20,000.00 Cr		
3	Hemant Enterprise	14,670.00 Cr		
4	Mahendrakumar Brothers	13,500.00 Cr		
5	Heena Industries	10,000.00 Cr		
6	Anjana Infotech	10,000.00 Cr		
7	Guru Industries	10,000.00 Cr		
8	Geeta Machine Tools	4,000.00 Cr		
9	Allec Enterprice	1,000.00 Cr		
10	Chandan Hardware	400.00 Cr		
		Total	1,13,570.00 Cr	

12. Select the group for top Item wise Sales order outstanding report.



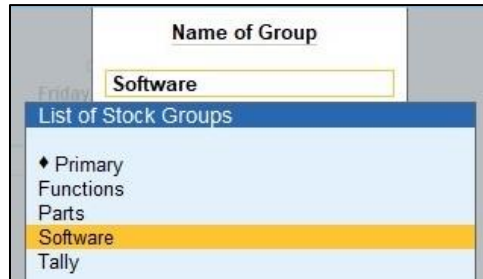
13. The Top Item wise Sales order Outstanding Report will be displayed as shown below.

Top Item SO Outstanding Report				
Alpha Infotech				
Top Item SO Outstanding Report				
Group Name : Software				
Sr. No.	Item Name	Group Name	Quantity	Amount
1	Dell Laptop	Software	4 Nos	34,000.00
2	Zen Auditor	Software	10 Nos	20,000.00
3	Any Desk	Software	1 Nos	14,670.00
4	Biz Mobile App	Software	1 Nos	10,000.00
5	RTGS Customization	Software	1 Nos	1,000.00
Total			17 Nos	79,670.00

By Default Reports is generated with sorting of Item Sales Order Outstanding Amount. Sorting Order can be changed to Sales Order Outstanding Qty. by pressing F6.

Note: Same way the Top Item wise Purchase order outstanding report wills Generates.

14. Select the group for Inactive item Sales report.



15. Inactive Item Sales Report will be displayed as shown below.

Inactive Sales Item		Alpha Infotech		1-Apr-20 to 31-Mar-21	
Inactive Sales Item		Group Name : Software		F4: Inactive Days	
Sr. No.	Item Name	Group Name	Last Sales Date	No. of Days	
1	Alpha App	Software	2-4-2020	235	
2	Biz Mobile App	Software	25-9-2020	59	
3	Invoice Customization	Software	22-9-2020	62	
4	Norton Antivirus	Software	26-9-2020	58	
5	Quick Heal	Software	26-9-2020	58	
6	RTGS Customization	Software	13-10-2020	41	
7	Sms Counter	Software	14-8-2020	101	
8	Software Services	Software	20-11-2020	3	
9	Tdl Customization	Software	17-11-2020	6	
10	Zen Auditor	Software	25-9-2020	59	

16. User can search inactive item by days through pressing button “Inactive Days” (F4) as shown below.

Inactive Days more than :

17. Searched report will be display as shown below

Inactive Sales Item		Alpha Infotech		1-Apr-20 to 31-Mar-21	
Inactive Sales Item		Group Name : Software		Inactive Days:30	
Sr. No.	Item Name	Group Name	Last Sales Date	No. of Days	
1	Alpha App	Software	2-4-2020	235	
2	Biz Mobile App	Software	25-9-2020	59	
3	Invoice Customization	Software	22-9-2020	62	
4	Norton Antivirus	Software	26-9-2020	58	
5	Quick Heal	Software	26-9-2020	58	
6	RTGS Customization	Software	13-10-2020	41	
7	Sms Counter	Software	14-8-2020	101	
8	Zen Auditor	Software	25-9-2020	59	

Note: Same way Inactive Sales Ledger Report will Generates.

18. Select the group for Top Receivable report.

Name of Group

Jamnagar Debtors

List of Groups

Create

- Ahmedabad Creditors
- Ahmedabad Debtors
- Gdham Creditors
- Gdham Debtors
- Jamnagar Creditors
- Jamnagar Debtors
- Rajkot Creditors
- Rajkot Debtors
- Salesman
- Sundry Creditors
- Sundry Debtors

23. The Top Receivable Report will be displayed as shown below. The Report will be sorted in terms of Receivable Amount.

Group Outstandings		Alpha Infotech		F2: Period
Particulars		Jamnagar Debtors		F3: Company
		Alpha Infotech		F4: Group
		1-Apr-20 to 12-Mar-21		F5: Ledger-wise
		Pending Bills		F6: Ageing Method
		Debit	Credit	F7
Alpha Automation Pvt Ltd.		2,71,570.42		F8: Ledger-wise Bills
Allec Enterprice		2,39,121.20	8,000.00	F9
Kinjal Enterprice		72,780.00	3,500.00	F10
Bhumit Enterprice		55,800.00	16,061.00	B: Basis of Values
Janki Enterprice		35,800.00		H: Change View
Jyoti Enterprice		40,000.00	5,000.00	J: Exception Reports
Honest Corporation		32,560.00		C: New Column
Ace Shipping Pvt.Ltd		29,428.02		A: Alter Column
Jay Ambe Tools& Nut Bolt		32,200.00	5,000.00	D: Delete Column
Guru Industries		34,880.00	8,000.00	N: Auto Column
Jaydeep Enterprice		25,960.00		
Heena Industries		25,695.00		
RB Enterprice		22,400.00		
Mahavir Traders		20,800.00	9,440.00	
Chandan Hardware		9,600.00		
Nitu Sales Agency		27,200.00	18,960.00	
Geeta Machine Tools		8,460.00	500.00	
Manali Electronics		10,000.00	8,600.00	F12: Configure
Grand Total		9,94,254.64	83,061.00	

NOTE: Same way the top payable report will generates.

FAQ

Which version/release of TallyPrime does the add-on support?

This add-on will work only from Tally Prime Release 1.0 onwards.

How will I get support for this add-on?

For any functional support requirements please do write to us on mail@aaplautomation.com or call us at +91-288-2713956/57/58, +91-9023726215/16, 9099908115, 9825036442.

If I need some enhancements / changes to be incorporated for the add-on, whom should I contact?

Please to write to us on mail@aaplautomation.com with your additional requirements and we will revert to you in 24 hours.

Will new features added be available to us?

We offer one year availability of all support and new features free of cost. After one year, nominal subscription cost will be applicable to you to continue to get free support and updates.

What will happen after one year?

There is no fixed annual charge to be payable mandatory. However if any changes are required in our Add-On to make compatible with New Release of TallyPrime then the modification Charges will be applied.

I am using a multi-site. Can I use the same Add-on for all the sites?

No, one Add-on will work only for 1 site. You need to purchase again if you want to use the same Add-on for more sites.

TDL Management screen shows errors with the Add-on. What do I do?

Check whether the error is because of the Add-on or because of clashes between 2 TDLs (An add-on is also a TDL). In case of clashes, disable one or more TDLs and check which TDL has the error. If the Add-on has a problem, you can report it to us.

My Tally went into educational mode after installing the add-on. What do I do?

Go into **Gateway of Tally** → **Press F1 (Help)** → **TDL & Add-on** → **Press F4** and remove the Add-on from the list and Restart Tally.