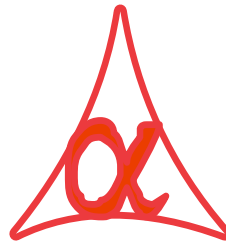




POWER OF SIMPLICITY

Top Outstanding Receivables & Payables Report– 1.0



Alpha Automation Pvt. Ltd.

Head Office

104-The Grand Apurva, Nr. Hotel Fortune Palace,

Nr. Digjam Circle, Airport Road - JAMNAGAR –Gujarat (India)

Phone No. : +91-288-2713956/57/58, 9023726215/16, 9099908115, 9825036442

Email : mail@aaplautomation.com

Branch Office

Rajkot : 807-Dhanrajni Complex, Nr. Hotel Imperial Palace, Dr. Yagnik Road, RAJKOT (Gujarat).

Gandhidham : 92-GMA Building, 2nd Floor, Plot No. -297, Sector-12B. GANDHIDHAM (Gujarat)

© 2020 Alpha Automation Pvt. Ltd. All rights reserved.

Tally, Tally 9, Tally9, Tally.ERP, Tally.ERP 9, Shoper, Shoper 9, Shoper POS, Shoper HO, Shoper 9 POS, Shoper 9 HO, TallyDeveloper, Tally.Server 9, Tally Developer, Tally. Developer 9, Tally.NET, Tally Development Environment, TallyPrime, TallyPrimeDeveloper, TallyPrime Server, Tally Extender, Tally Integrator, Tally Integrated Network, Tally Service Partner, TallyAcademy & Power of Simplicity are either registered trademarks or trademarks of Tally Solutions Pvt. Ltd. in India and/or other countries. All other trademarks are properties of their respective owners.

Version: Alpha Automation Pvt. Ltd. / Top Outstanding Receivables & Payables Report/1.0/ Nov-2020

Top Outstanding Receivables & Payables Report– 1.0

Introduction

- This Add-On Displays the List of Top Outstanding Receivables and Payables Reports. Both the reports are displayed sorted by Amount from High to low. User can select the Ledger Group to Generate the Report.

Benefits

- It helps the user to focus more on Higher Outstanding Amount.

What's New?

- Compatible with Tally Prime

Important!

Take back up of your company data before activating the Add-on.

Once you try/purchase an Add-on, follow the steps below to configure the Add-on and use it.

Installation

1. Copy the TCP file in TallyPrime Folder.
2. Gateway of Tally → F1 (Help)→ TDL & Add-on → F4 (Manage Local TDL) → Select Yes in Load TDL on Startup and give the file name of TCP File. After pressing the Enter Key will show TDL Status which should be as Loaded.

System requirements:

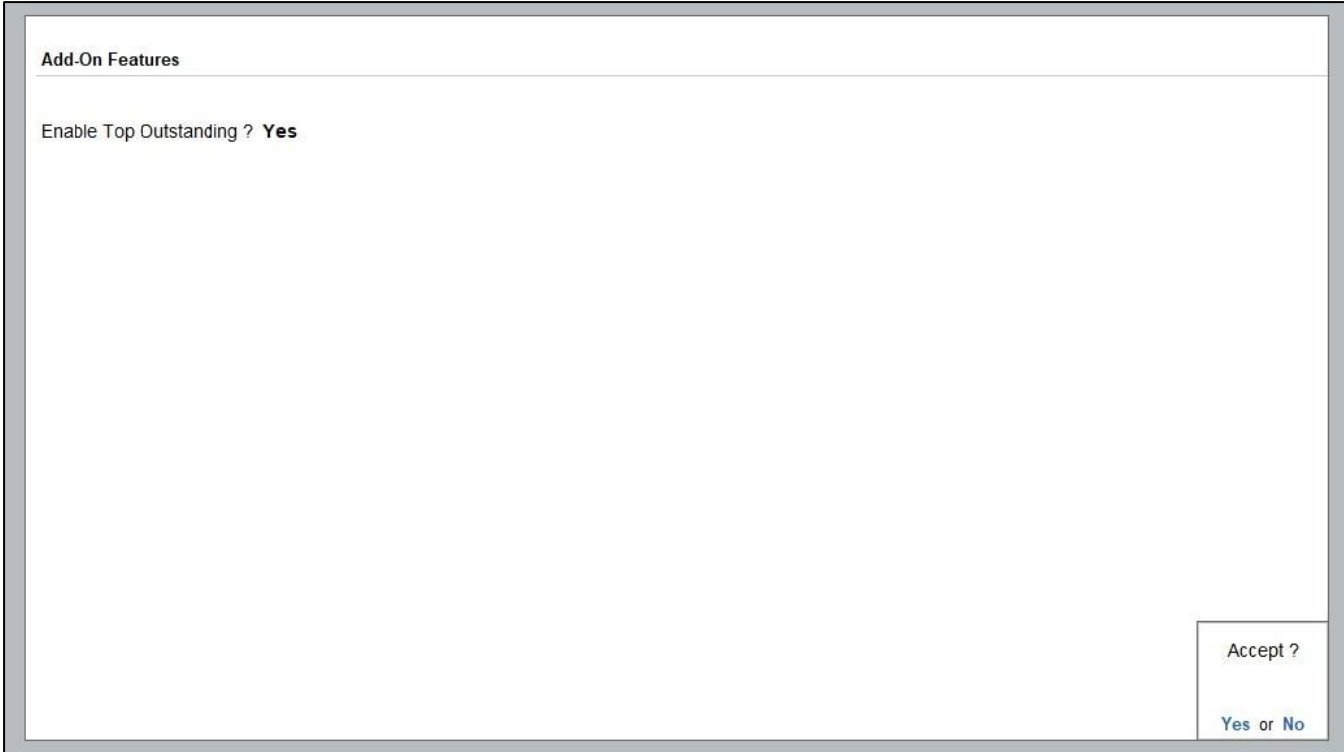
No additional hardware / software infrastructure is required for executing and operation this applications module

1. Activate the Add-on.

For TallyPrime Release 1.0

Go to **Gateway of Tally** → **F1: Help** → **TDL & Add-On** → **F6: Add-On Features**. Alternatively, you may press **CTRL + ALT + T** from any menu to open TDL Management report and then press **F6: Add-On Features**

Set “**Yes**” to the option “**Enable Top Outstanding?**”



Add-On Features

Enable Top Outstanding ? **Yes**

Accept ?

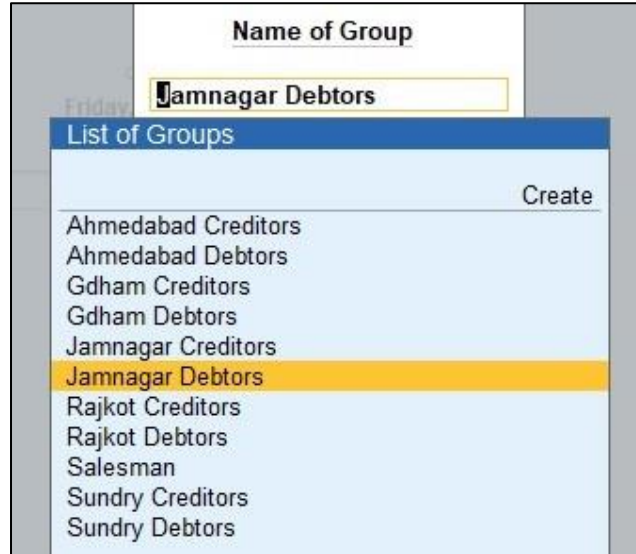
Yes or No

Detailed User Guide:

1) Go to Gateway of Tally → Display → Statement of Account → Outstanding → Top Outstanding



1. Select the group for Top Receivable report.



2. The Top Receivable Report will be displayed as shown below. The Report will be sorted in terms of Receivable Amount.

Group Outstandings		Alpha Infotech		Jamnagar Debtors		Alpha Infotech		1-Apr-20 to 31-Mar-21		Pending Bills	
Particulars				Debit		Credit					
Alpha Automation Pvt Ltd.				2,71,570.42							
Allec Enterprice				2,39,121.20		8,000.00					
Kinjal Enterprice				72,780.00		3,500.00					
Bhumit Enterprice				55,800.00		16,061.00					
Janki Enterprice				35,800.00							
Jyoti Enterprice				40,000.00		5,000.00					
Honest Corporation				32,560.00							
Geeta Machine Tools				30,460.00		500.00					
Ace Shipping Pvt.Ltd				29,428.02							
Jay Ambe Tools& Nut Bolt				32,200.00		5,000.00					
Guru Industries				34,880.00		8,000.00					
Jaydeep Enterprice				25,960.00							
Heena Industries				25,695.00							
RB Enterprice				22,400.00							
Mahavir Traders				20,800.00		9,440.00					
Chandan Hardware				9,600.00							
Nitu Sales Agency				27,200.00		18,960.00					
Manali Electronics				10,000.00		8,600.00					
Grand Total				10,16,254.64		83,061.00					

3. Select the group for Top Payable report.



4. The Top Receivable Report will be displayed as shown below. The Report will be sorted in terms of Receivable Amount.

Group Outstandings		Alpha Infotech		Jamnagar Creditors		Alpha Infotech		1-Apr-20 to 31-Mar-21		Pending Bills	
Particulars				Debit		Credit					
Darshan Industries						1,16,352.00					
Giriraj Hardware				10,000.00		44,900.00					
Ambika Traders						33,552.00					
Smart Infotech				5,500.00		36,700.00					
Anjana Infotech				13,100.00		37,220.00					
Kepro India				2,000.00		24,000.00					
Ambika Trading Co.						18,000.00					
Abhay Traders						11,000.00					
Darshit Enterprise						5,200.00					
Ambika Trading						4,600.00					
Sandep Traders						4,600.00					
Smart Traders				36,000.00		40,560.00					
Grand Total				66,600.00		3,76,684.00					

FAQ

Which version/release of TallyPrime does the add-on support?

This add-on will work only from Tally Prime Release 1.0 onwards.

How will I get support for this add-on?

For any functional support requirements please do write to us on mail@aaplautomation.com or call us at +91-288-2713956/57/58, +91-9023726215/16, 9099908115, 9825036442.

If I need some enhancements / changes to be incorporated for the add-on, whom should I contact?

Please to write to us on mail@aaplautomation.com with your additional requirements and we will revert to you in 24 hours.

Will new features added be available to us?

We offer one year availability of all support and new features free of cost. After one year, nominal subscription cost will be applicable to you to continue to get free support and updates.

What will happen after one year?

There is no fixed annual charge to be payable mandatory. However if any changes are required in our Add-On to make compatible with New Release of TallyPrime then the modification Charges will be applied.

I am using a multi-site. Can I use the same Add-on for all the sites?

No, one Add-on will work only for 1 site. You need to purchase again if you want to use the same Add-on for more sites.

TDL Management screen shows errors with the Add-on. What do I do?

Check whether the error is because of the Add-on or because of clashes between 2 TDLs (An add-on is also a TDL). In case of clashes, disable one or more TDLs and check which TDL has the error. If the Add-on has a problem, you can report it to us.

My Tally went into educational mode after installing the add-on. What do I do?

Go into **Gateway of Tally** → **Press F1 (Help)** → **TDL & Add-on** → **Press F4** and remove the Add-on from the list and Restart Tally.