



POWER OF SIMPLICITY

Top Item Sales & Purchase Report– 1.0



Alpha Automation Pvt. Ltd.

Head Office

104-The Grand Apurva, Nr. Hotel Fortune Palace,

Nr. Digjam Circle, Airport Road - JAMNAGAR –Gujarat (India)

Phone No. : +91-288-2713956/57/58, 9023726215/16, 9099908115, 9825036442

Email : mail@aaplautomation.com

Branch Office

Rajkot : 807-Dhanrajni Complex, Nr. Hotel Imperial Palace, Dr. Yagnik Road, RAJKOT (Gujarat).

Gandhidham : 92-GMA Building, 2nd Floor, Plot No. -297, Sector-12B. GANDHIDHAM (Gujarat)

© 2020 Alpha Automation Pvt. Ltd. All rights reserved.

Tally, Tally 9, Tally9, Tally.ERP, Tally.ERP 9, Shoper, Shoper 9, Shoper POS, Shoper HO, Shoper 9 POS, Shoper 9 HO, TallyDeveloper, Tally.Server 9, Tally Developer, Tally. Developer 9, Tally.NET, Tally Development Environment, TallyPrime, TallyPrimeDeveloper, TallyPrime Server, Tally Extender, Tally Integrator, Tally Integrated Network, Tally Service Partner, TallyAcademy & Power of Simplicity are either registered trademarks or trademarks of Tally Solutions Pvt. Ltd. in India and/or other countries. All other trademarks are properties of their respective owners.

Version: Alpha Automation Pvt. Ltd. / Top Item Sales & Purchase Report/1.0/ Nov-2020

Top Item Sales & Purchase Report– 1.0

Introduction

- This Add-On Displays the List of Top Item Sales & Purchase Report. The Report displays Sales/Purchase Amount and Sales/Purchase Qty along with the Stock Group Name and Item Alias.
- Report can be sorted by Amount and Qty. Value from Higher to Lower. User can select the Period and Stock Group to generate the Report.

Benefits

- It helps the user to find out Fast Moving and Slow Moving Items.
- This report helps the user to plan the Inventory Level.
- Help in decision making to clear the stock of slow moving items.

What's New?

- Compatible with Tally Prime

Important!

Take back up of your company data before activating the Add-on.

Once you try/purchase an Add-on, follow the steps below to configure the Add-on and use it.

Installation

1. Copy the TCP file in TallyPrime Folder.
2. Gateway of Tally → F1 (Help)→ TDL & Add-on → F4 (Manage Local TDL) → Select Yes in Load TDL on Startup and give the file name of TCP File. After pressing the Enter Key will show TDL Status which should be as Loaded.

System requirements:

No additional hardware / software infrastructure is required for executing and operation this applications module

1. Activate the Add-on.

For TallyPrime Release 1.0

Go to **Gateway of Tally** → **F1: Help** → **TDL & Add-On** → **F6: Add-On Features**. Alternatively, you may press **CTRL + ALT + T** from any menu to open TDL Management report and then press **F6: Add-On Features**

Set “**Yes**” to the option “**Enable Top Item Sales & Purchase Report?**”

Add-On Features

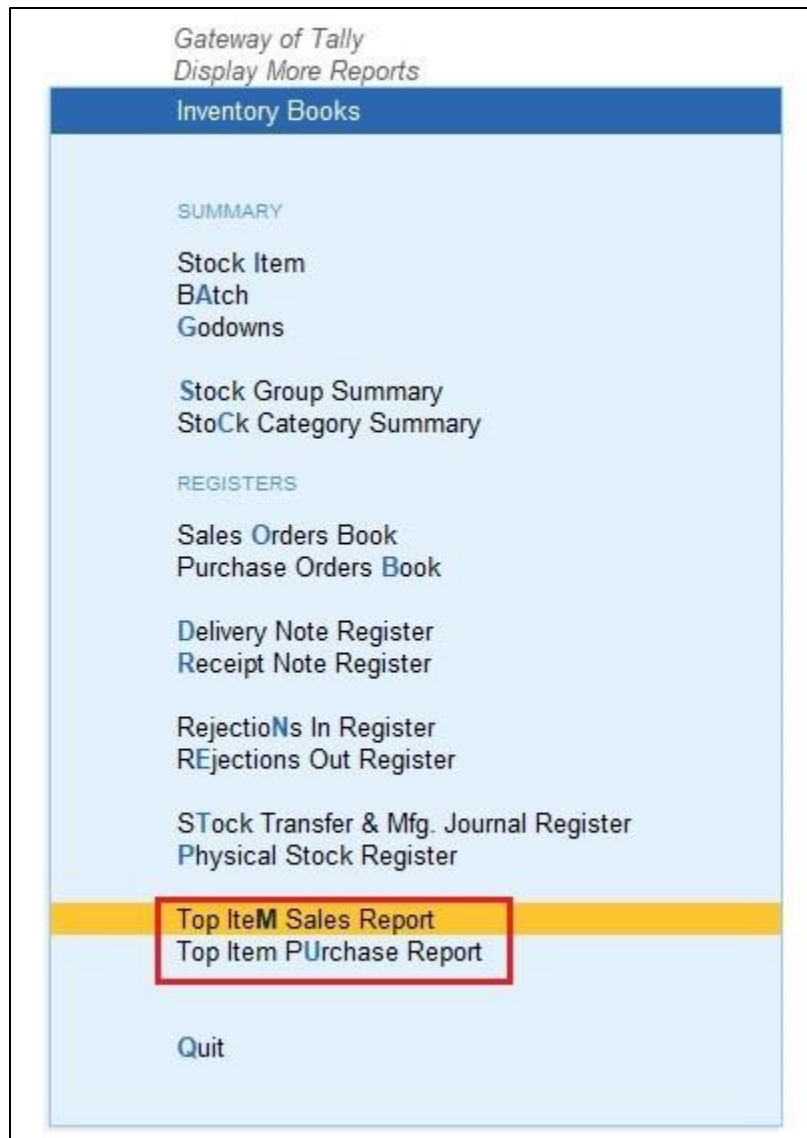
Enable Top Item Sales & Purchase Report ? **Yes**

Accept ?

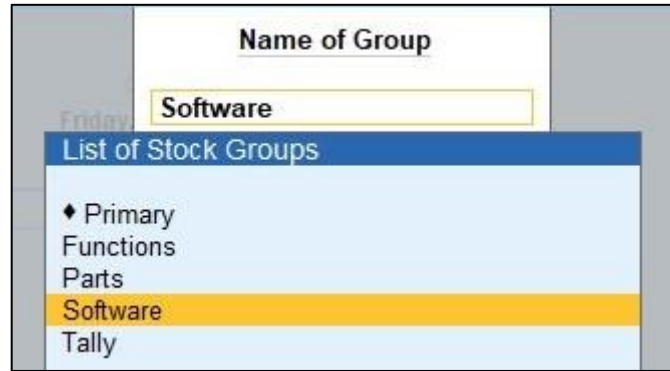
Yes or No

Detailed User Guide:

1) Go to Gateway of Tally → Display → Inventory Books.



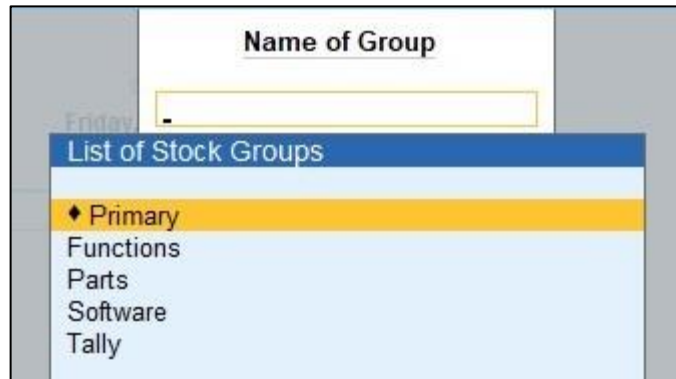
1. Select the group for Top Item Sales report.



2. The Top Item Sales Report will be displayed as shown below.

Top Item Sales Report				
Alpha Infotech				
Top Item Sales Report				
Group Name : Software				
Sr. No.	Item Name	Group Name	Quantity	Amount
1	Tdi Customization	Software	407 Nos	1,10,000.00
2	Dell Laptop	Software	5 Nos	50,000.00
3	Invoice Customization	Software	104 Nos	39,600.00
4	Sms Counter	Software	4 Nos	32,000.00
5	Alpha App	Software	3 Nos	30,000.00
6	Quick Heal	Software	3 Nos	14,000.00
7	Biz Mobile App	Software	2 Nos	12,000.00
8	RTGS Customization	Software	4 Nos	11,200.00
9	Software Services	Software	2 Nos	2,000.00
10	Zen Auditor	Software	1 Nos	2,000.00
Total			535 Nos	3,02,800.00

3. Select the group for Top Item Purchase report.



4. The Top Item Purchase Report will be displayed as shown below.

Top Item Purchase Report						Alpha Infotech	X
Top Item Purchase Report						1-Apr-20 to 31-Mar-21	
Group Name : Primary							
Sr. No.	Item Name	Item's Alias	Group Name	Quantity	Amount		
1	Tally ERP9 Gold		Tally	1 Nos	70,000.00		
2	Tdl Customization		Software	6 Nos	44,000.00		
3	Biz Mobile App		Software	2 Nos	22,000.00		
4	Printer	PT-003	Parts	11 Nos	20,360.00		
5	KDK Spectrum Diamond		Tally	4 Nos	20,000.00		
6	Kdk Multiuser		Tally	2 Nos	20,000.00		
7	Tally Multi User		Tally	2 Nos	16,000.00		
8	RTGS Customization		Software	3 Nos	12,100.00		
9	Kdk 50 User		Tally	2 Nos	10,000.00		
10	Tally Addon Customize		Tally	2 Nos	10,000.00		
11	TDL App		Tally	8 Nos	8,000.00		
12	Assemble P7	Assp7	Parts	4 Pcs	8,000.00		
13	Brass Pin	Brp-8	Parts	6 Nos	5,100.00		
14	Mouse		Parts	2 Pcs	4,000.00		
15	Tally Renewal-Multi User		Tally	2 Nos	4,000.00		
16	Dell Laptop	DL-25	Software	2 Nos	4,000.00		
17	Tally Silver		Tally	1 Nos	4,000.00		
18	Bales		Parts	2 Nos	400.00		
19	Tally Addons		Tally	1 Nos			
				Total	2,81,960.00		

5. The Top Item Purchase Report Quantity wise will be displayed as shown below.

Top Item Purchase Report						Alpha Infotech	F2: Period
Top Item Purchase Report						Group Name : Primary	1-Apr-20 to 31-Mar-21
Sr. No.	Item Name	Item's Alias	Group Name	Quantity	Amount	F3: Amountwise	
						F4: Quantitywise	
1	Printer	PT-003	Parts	11 Nos	20,360.00		
2	TDL App		Tally	8 Nos	8,000.00		
3	Tdl Customization		Software	6 Nos	44,000.00		
4	Brass Pin	Brp-8	Parts	6 Nos	5,100.00		
5	KDK Spectrum Diamond		Tally	4 Nos	20,000.00		
6	Assemble P7	Assp7	Parts	4 Pcs	8,000.00		
7	RTGS Customization		Software	3 Nos	12,100.00		
8	Biz Mobile App		Software	2 Nos	22,000.00		
9	Kdk Multiuser		Tally	2 Nos	20,000.00		
10	Tally Multi User		Tally	2 Nos	16,000.00		
11	Kdk 50 User		Tally	2 Nos	10,000.00		
12	Tally Addon Customize		Tally	2 Nos	10,000.00		
13	Mouse		Parts	2 Pcs	4,000.00		
14	Tally Renewal-Multi User		Tally	2 Nos	4,000.00		
15	Dell Laptop	DL-25	Software	2 Nos	4,000.00		
16	Bales		Parts	2 Nos	400.00		
17	Tally ERP9 Gold		Tally	1 Nos	70,000.00		
18	Tally Silver		Tally	1 Nos	4,000.00		
19	Tally Addons		Tally	1 Nos			
				Total	2,81,960.00		

F12: Configure

6. Configuration option for the Top Item Purchase Report.

Configuration

Show Item Alias Name ? No

Show Item Group Name ? **Yes**

Show Quantity ? Yes

Show Item Amount ? Yes

7. The Top Item Purchase Report F-12 Configuration wise Report shown below.

Top Item Purchase Report					Alpha Infotech	X
Top Item Purchase Report					1-Apr-20 to 31-Mar-21	
Group Name : Primary						
Sr. No.	Item Name	Group Name	Quantity	Amount		
1	Tally ERP9 Gold	Tally	1 Nos	70,000.00		
2	Tdl Customization	Software	6 Nos	44,000.00		
3	Biz Mobile App	Software	2 Nos	22,000.00		
4	Printer	Parts	11 Nos	20,360.00		
5	KDK Spectrum Diamond	Tally	4 Nos	20,000.00		
6	Kdk Multiuser	Tally	2 Nos	20,000.00		
7	Tally Multi User	Tally	2 Nos	16,000.00		
8	RTGS Customization	Software	3 Nos	12,100.00		
9	Kdk 50 User	Tally	2 Nos	10,000.00		
10	Tally Addon Customize	Tally	2 Nos	10,000.00		
11	TDL App	Tally	8 Nos	8,000.00		
12	Assemble P7	Parts	4 Pcs	8,000.00		
13	Brass Pin	Parts	6 Nos	5,100.00		
14	Mouse	Parts	2 Pcs	4,000.00		
15	Tally Renewal-Multi User	Tally	2 Nos	4,000.00		
16	Dell Laptop	Software	2 Nos	4,000.00		
17	Tally Silver	Tally	1 Nos	4,000.00		
18	Bales	Parts	2 Nos	400.00		
19	Tally Addons	Tally	1 Nos			
			Total	2,81,960.00		

F12: Configure

FAQ

Which version/release of TallyPrime does the add-on support?

This add-on will work only from Tally Prime Release 1.0 onwards.

How will I get support for this add-on?

For any functional support requirements please do write to us on mail@aaplautomation.com or call us at +91-288-2713956/57/58, +91-9023726215/16, 9099908115, 9825036442.

If I need some enhancements / changes to be incorporated for the add-on, whom should I contact?

Please to write to us on mail@aaplautomation.com with your additional requirements and we will revert to you in 24 hours.

Will new features added be available to us?

We offer one year availability of all support and new features free of cost. After one year, nominal subscription cost will be applicable to you to continue to get free support and updates.

What will happen after one year?

There is no fixed annual charge to be payable mandatory. However if any changes are required in our Add-On to make compatible with New Release of TallyPrime then the modification Charges will be applied.

I am using a multi-site. Can I use the same Add-on for all the sites?

No, one Add-on will work only for 1 site. You need to purchase again if you want to use the same Add-on for more sites.

TDL Management screen shows errors with the Add-on. What do I do?

Check whether the error is because of the Add-on or because of clashes between 2 TDLs (An add-on is also a TDL). In case of clashes, disable one or more TDLs and check which TDL has the error. If the Add-on has a problem, you can report it to us.

My Tally went into educational mode after installing the add-on. What do I do?

Go into **Gateway of Tally** → **Press F1 (Help)** → **TDL & Add-on** → **Press F4** and remove the Add-on from the list and Restart Tally.