




POWER OF SIMPLICITY

Inactive Customer & Stock Item Report by
Days- 1.0



Alpha Automation Pvt. Ltd.

Head Office

104-The Grand Apurva, Nr. Hotel Fortune Palace,

Nr. Digjam Circle, Airport Road - JAMNAGAR –Gujarat (India)

Phone No. : +91-288-2713956/57/58, 9023726215/16, 9099908115, 9825036442

Email : mail@aaplautomation.com

Branch Office

Rajkot : 807-Dhanrajni Complex, Nr. Hotel Imperial Palace, Dr. Yagnik Road, RAJKOT (Gujarat).

Gandhidham : 92-GMA Building, 2nd Floor, Plot No. -297, Sector-12B. GANDHIDHAM (Gujarat)

© 2020 Alpha Automation Pvt. Ltd. All rights reserved.

Tally, Tally 9, Tally9, Tally.ERP, Tally.ERP 9, Shoper, Shoper 9, Shoper POS, Shoper HO, Shoper 9 POS, Shoper 9 HO, Tally Developer, Tally.Server 9, Tally Developer, Tally. Developer 9, Tally.NET, Tally Development Environment, Tally Prime, TallyPrimeDeveloper, Tally Prime Server, Tally Extender, Tally Integrator, Tally Integrated Network, Tally Service Partner, Tally Academy & Power of Simplicity are either registered trademarks or trademarks of Tally Solutions Pvt. Ltd. in India and/or other countries. All other trademarks are properties of their respective owners.

Version: Alpha Automation Pvt. Ltd. / Inactive Customer & Stock Item Report by Days/1.0/Nov-2020

Inactive Customer & Stock Item Report by Days– 1.0

Introduction

- This Add-on Displays the List of Inactive Customer & Stock Item Report by Days. User can select Ledger Group, Stock Group and Number of Inactive Days in Report.

Benefits

- The Report is generated based on Current Date and Last Invoice Date of Customer and Stock Item.
- Helps to find out Inactive Customers and Stock Items with Number of Inactive Days based on Last Generated Invoice.

What's New?

- Compatible with Tally Prime

Important!

Take back up of your company data before activating the Add-on.

Once you try/purchase an Add-on, follow the steps below to configure the Add-on and use it.

Installation

1. Copy the TCP file in TallyPrime Folder.
2. Gateway of Tally → F1 (Help)→ TDL & Add-on → F4 (Manage Local TDL) → Select Yes in Load TDL on Startup and give the file name of TCP File. After pressing the Enter Key will show TDL Status which should be as Loaded.

System requirements:

No additional hardware / software infrastructure is required for executing and operation this applications module.

1. Activate the Add-on.

For TallyPrime Release 1.0

Go to **Gateway of Tally → F1: Help → TDL & Add-On → F6: Add-On Features**. Alternatively, you may press **CTRL + ALT + T** from any menu to open TDL Management report and then press **F6: Add-On Features**

Set “**Yes**” to the option “**Enable Inactive Customers & Stock Item Report by Days?**”

Add-On Features

Enable Inactive Customers & Stock Item Report By Days? **Yes**

Accept ?

Yes or No

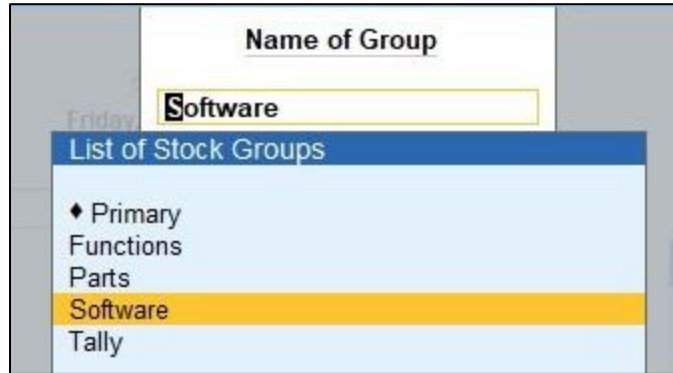
Detailed User Guide:

A. Inactive Stock Item Report by Days:

1. Go to Gateway of Tally → Display More Reports



2. Select the group for Inactive item Sales report.



3. Inactive Item Sales Report will be displayed as shown below.

Inactive Sales Item Report By Days		Alpha Infotech		1-Apr-20 to 31-Mar-21	
Sr. No.	Item Name	Group Name	Last Sales Date	No. of Days	
1	Alpha App	Software	2-4-2020	239	F4: Inactive Days
2	Biz Mobile App	Software	25-9-2020	63	
3	Invoice Customization	Software	22-9-2020	66	
4	Norton Antivirus	Software	26-9-2020	62	
5	Quick Heal	Software	26-9-2020	62	
6	RTGS Customization	Software	13-10-2020	45	
7	Sms Counter	Software	14-8-2020	105	
8	Software Services	Software	20-11-2020	7	
9	Tdl Customization	Software	17-11-2020	10	
10	Zen Auditor	Software	25-9-2020	63	

4. User can search inactive item by days through pressing button “Inactive Days” (F4) as shown below.

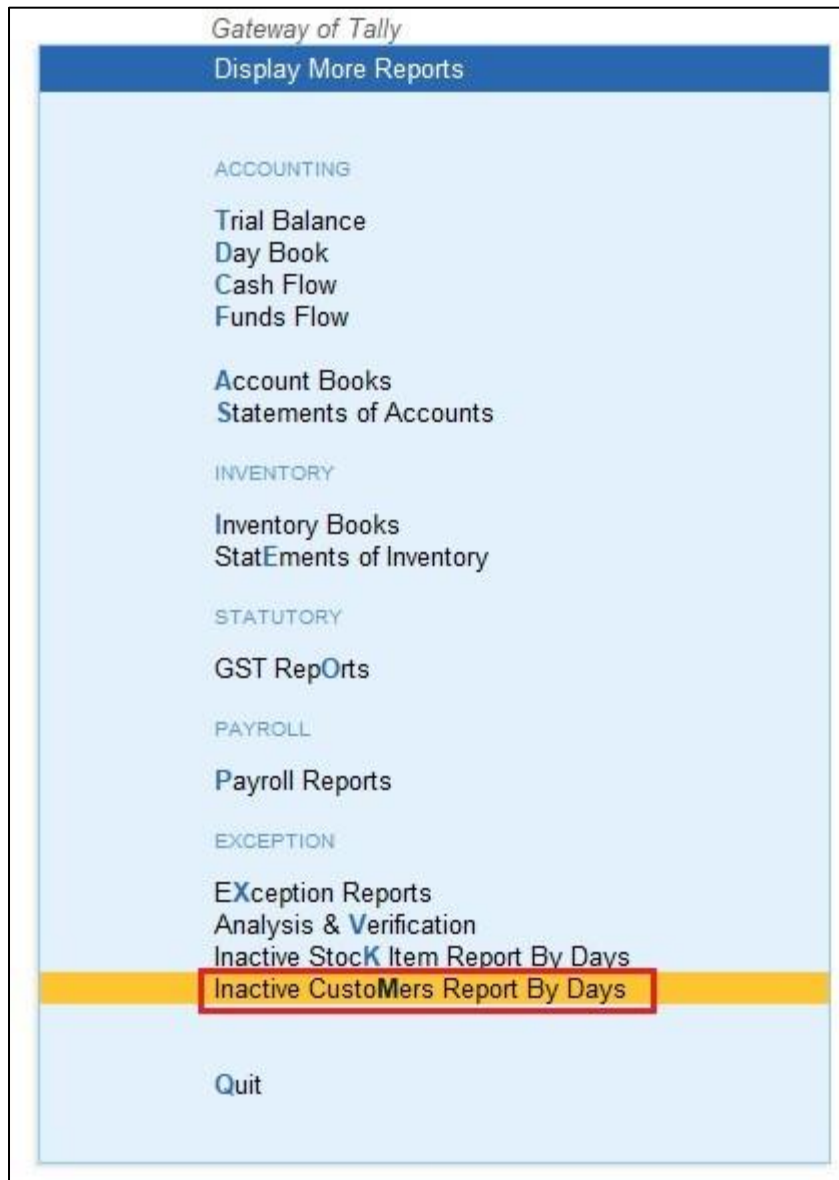
Inactive Days more than :

5. Searched report will be display as shown below.

Inactive Sales Item Report By Days				
Alpha Infotech				1-Apr-20 to 31-Mar-21
Group Name : Software				Inactive Days:15
Sr. No.	Item Name	Group Name	Last Sales Date	No. of Days
1	Alpha App	Software	2-4-2020	239
2	Biz Mobile App	Software	25-9-2020	63
3	Invoice Customization	Software	22-9-2020	66
4	Norton Antivirus	Software	26-9-2020	62
5	Quick Heal	Software	26-9-2020	62
6	RTGS Customization	Software	13-10-2020	45
7	Sms Counter	Software	14-8-2020	105
8	Zen Auditor	Software	25-9-2020	63

B. Inactive Customers Report by Days

1. Go to Gateway of Tally → Display More Reports



2. Select the group for Inactive Sales Ledger report.



3. Inactive Sales Ledger report will be display as shown below.

Inactive Customer Report By Days										Alpha Infotech		1-Apr-20 to 31-Mar-21	
Inactive Customer Report By Days										Group Name : Jamnagar Debtors		F2: Period	
										F4: Inactive Days			
Sr. No.	Ledger Name	Alias	Address	Group	Contact Person	Phone No.	Mobile No.	Last Sales Date	No. of Days				
1	Alec Enterprice	Alec	301,Neo Square, Nr. Ambar Cinema,P.N Marg, Jamnagar.	Jamnagar Debtors	Mr.Kapil Nagori		9773457538	18-11-2020	9				
2	Arihant Trading	ARH-101	G-10,Diamond Market,, C/o ,Meera Trading, Nr. Gurudwara,Jamnagar.	Jamnagar Debtors				25-9-2020	63				
3	Ashapura Distributors	ASD-102	Shop No.100,1St Floor,, Shreej Sanmukh Complex, Near Domino's Pizza,Jamnagar	Jamnagar Debtors				26-9-2020	62				
4	Bhumit Enterprise	BHU-104	Shop No.1,Oskar Building, Limda Lane,, Jamnagar.	Jamnagar Debtors			9825098442	19-11-2020	8				
5	Geeta Machine Tools	GMT-256	101,Viraj Shopping Centre,, Indira Road, Jamnagar.	Jamnagar Debtors				20-11-2020	7				
6	Guru Industries	GO-1001	G-1,Swastik Society,Nr. Park Colony, Opp.HDFC Bank,, Beside Store, Jamnagar.	Jamnagar Debtors				14-8-2020	105				
7	Heena Industries	HI-105	Shop No.11,Madhav Square,, Nr.Ambar Cinema Road, Jamnagar.	Jamnagar Debtors	Ashokbhai	854196321	9825098447	20-11-2020	7				
8	Honest Corporation	HCL-150	1,Lili Complex,, Summair Club Road,, Jamnagar.	Jamnagar Debtors				14-8-2020	105				
9	Janki Enterprise	JE-1002	302,Madhav Plaza,, Nr. Shopping Plaza,, Jamnagar.	Jamnagar Debtors				26-9-2020	62				
10	Jay Ambe Tools& Nut Bolt	JF-1005	102,Shruti Complex, Nr. Indira MArg,, Jamnagar.	Jamnagar Debtors				27-9-2020	61				
11	Jaydeep Enterprise	JAE-1006	256,Neo Square,, Opp. Manek Center, Jamnagar.	Jamnagar Debtors				15-8-2020	104				

4. User can search inactive Sales Ledger by days through pressing button “Inactive Days” (F4) as shown below.

Inactive Days more than :

5. Searched report will be display as shown below.

Inactive Customer Report By Days									
Alpha Infotech									
Inactive Customer Report By Days									
Group Name : Jamnagar Debtors									
1-Apr-20 to 31-Mar-21									
Inactive Days:23									
Sr. No.	Ledger Name	Alias	Address	Group	Contact Person	Phone No.	Mobile No.	Last Sales Date	No. of Days
1	Arihant Trading	ARH-101	G-10,Diamond Market,, C/o ,Meera Trading, Nr. Gurudwara,Jamnagar.	Jamnagar Debtors				25-9-2020	63
2	Ashapura Distributors	ASD-102	Shop No.100, 1St Floor,, Shreeji Sanmukh Complex, Near Domino's Pizza,Jamnagar	Jamnagar Debtors				26-9-2020	62
3	Guru Industries	GO-1001	G-1,Swastik Society,Nr. Park Colony, Opp.HDFC Bank,, Beside Store, Jamnagar.	Jamnagar Debtors				14-8-2020	105
4	Honest Corporation	HCL-150	1,Lili Complex,, Summair Club Road,, Jamnagar.	Jamnagar Debtors				14-8-2020	105
5	Janki Enterprise	JE-1002	302,Madhav Plaza,, Nr. Shopping Plaza,, Jamnagar.	Jamnagar Debtors				26-9-2020	62
6	Jay Ambe Tools& Nut Bolt	JF-1005	102,Shruti Complex, Nr. Indira MArg,, Jamnagar.	Jamnagar Debtors				27-9-2020	61
7	Jaydeep Enterprise	JAE-1006	256,Neo Square,, Opp. Manek Center, Jamnagar.	Jamnagar Debtors				15-8-2020	104
8	Jyoti Enterprise		125.Gurukrupa Complex, , Nr.Digjam Circle, Jamnagar.	Jamnagar Debtors				14-8-2020	105

FAQ

Which version/release of TallyPrime does the add-on support?

This add-on will work only from Tally Prime Release 1.0 onwards.

How will I get support for this add-on?

For any functional support requirements please do write to us on mail@aaplautomation.com or call us at +91-288-2713956/57/58, +91-9023726215/16, 9099908115, 9825036442.

If I need some enhancements / changes to be incorporated for the add-on, whom should I contact?

Please to write to us on mail@aaplautomation.com with your additional requirements and we will revert to you in 24 hours.

Will new features added be available to us?

We offer one year availability of all support and new features free of cost. After one year, nominal subscription cost will be applicable to you to continue to get free support and updates.

What will happen after one year?

There is no fixed annual charge to be payable mandatory. However if any changes are required in our Add-On to make compatible with New Release of TallyPrime then the modification Charges will be applied.

I am using a multi-site. Can I use the same Add-on for all the sites?

No, one Add-on will work only for 1 site. You need to purchase again if you want to use the same Add-on for more sites.

TDL Management screen shows errors with the Add-on. What do I do?

Check whether the error is because of the Add-on or because of clashes between 2 TDLs (An add-on is also a TDL). In case of clashes, disable one or more TDLs and check which TDL has the error. If the Add-on has a problem, you can report it to us.

My Tally went into educational mode after installing the add-on. What do I do?

Go into **Gateway of Tally** → **Press F1 (Help)** → **TDL & Add-on** → **Press F4** and remove the Add-on from the list and Restart Tally.