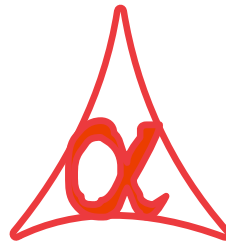




POWER OF SIMPLICITY

Quick Ledger Search– 1.0



Alpha Automation Pvt. Ltd.

Head Office

104-The Grand Apurva, Nr. Hotel Fortune Palace,

Nr. Digjam Circle, Airport Road - JAMNAGAR –Gujarat (India)

Phone No. : +91-288-2713956/57/58, 9023726215/16, 9099908115, 9825036442

Email : mail@aaplautomation.com

Branch Office

Rajkot : 807-Dhanrajni Complex, Nr. Hotel Imperial Palace, Dr. Yagnik Road, RAJKOT (Gujarat).

Gandhidham : 92-GMA Building, 2nd Floor, Plot No. -297, Sector-12B. GANDHIDHAM (Gujarat)

© 2020 Alpha Automation Pvt. Ltd. All rights reserved.

Tally, Tally 9, Tally9, Tally.ERP, Tally.ERP 9, Shoper, Shoper 9, Shoper POS, Shoper HO, Shoper 9 POS, Shoper 9 HO, Tally Developer, Tally. Server 9, Tally Developer, Tally. Developer 9, Tally.NET, Tally Development Environment, Tally Prime, TallyPrimeDeveloper, Tally Prime Server, Tally Extender, Tally Integrator, Tally Integrated Network, Tally Service Partner, Tally Academy & Power of Simplicity are either registered trademarks or trademarks of Tally Solutions Pvt. Ltd. in India and/or other countries. All other trademarks are properties of their respective owners.

Version: Alpha Automation Pvt. Ltd. / Quick Ledger Search/1.0/ Nov-2020

Quick Ledger Search– 1.0

Introduction

- This Add-on Get Facilities to Provides Quick Ledger Search Report menu in Gateway of Tally.

Benefits

- User Get Different type of Filtration wise report.

What's New?

- Compatible with Tally Prime

Important!

Take back up of your company data before activating the Add-on.

Once you try/purchase an Add-on, follow the steps below to configure the Add-on and use it.

Installation

1. Copy the TCP file in TallyPrime Folder.
2. Gateway of Tally → F1 (Help)→ TDL & Add-on → F4 (Manage Local TDL) → Select Yes in Load TDL on Startup and give the file name of TCP File. After pressing the Enter Key will show TDL Status which should be as Loaded.

System requirements:

No additional hardware / software infrastructure is required for executing and operation this applications module

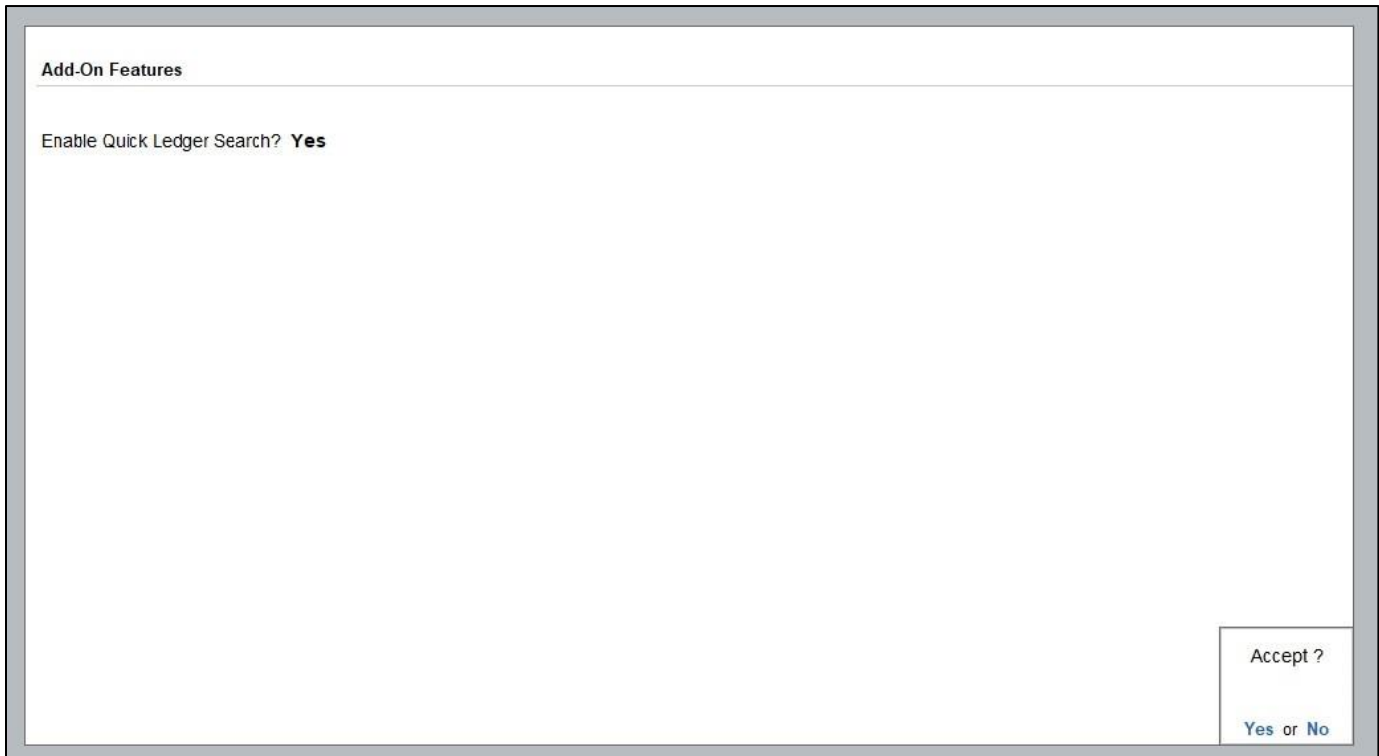
1. Activate the Add-on.

For TallyPrime Release 1.0

Go to **Gateway of Tally** → **F1: Help** → **TDL & Add-On** → **F6: Add-On Features**. Alternatively, you may press **CTRL + ALT + T** from any menu to open TDL Management report and then press

F6: Add-On Features

Set “**Yes**” to the option “**Enable Quick Ledger Search?**”



Add-On Features

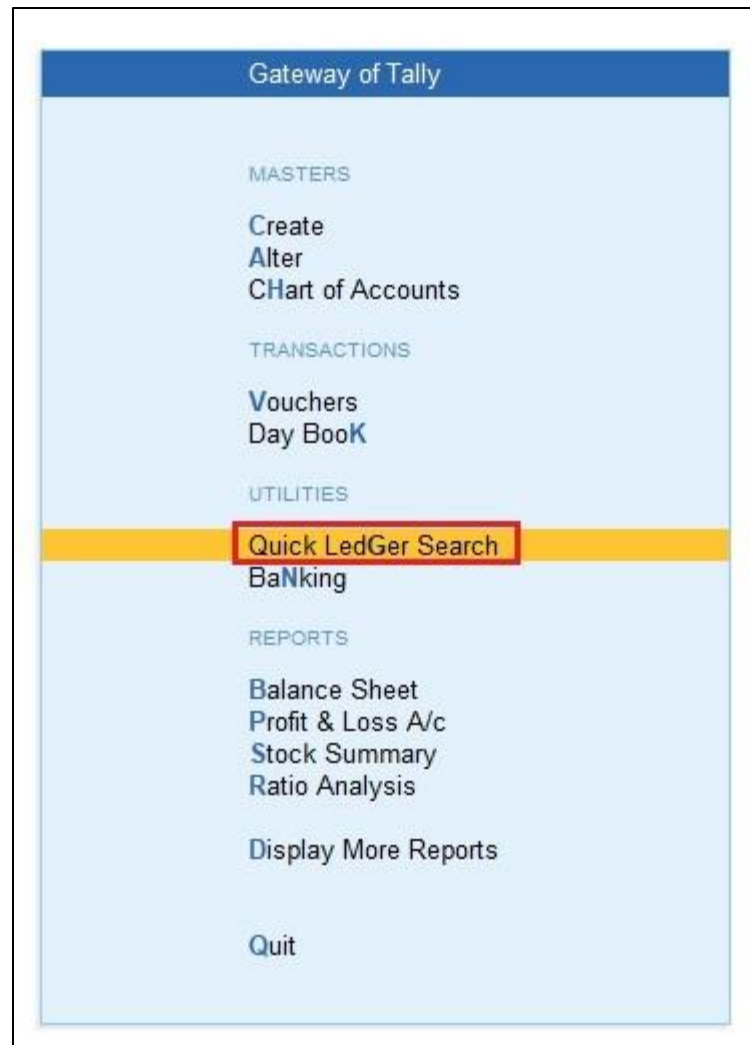
Enable Quick Ledger Search? **Yes**

Accept ?

Yes or No

Detailed User Guide:

1. Gateway of Tally → Quick Ledger Search



2. Quick Ledger Search Report as shown below:

Ledger Search Report								Alpha Infotech
Sr	Name	Contact Person	Phone No	Mobile No	Fax No	E-mail	E-mail CC To	Address
1	Ace Shipping Pvt.Ltd	Rajeshbhai	45896325	9825098442		Ace01@gmail.com	Ace.20@gmil.com	102.The Grand Apurva Complex, Nr.Fortune Palace Hotel, Jamnagar.
2	Allec Enterprice	Sunilbhai	695321452	9773457538		Allec.236@gmail.com	Allec25@gmail.com	301.Neo Square., Nr.Ambar Cinema.P.N Marg, Jamnagar.
3	Alpha Automation Pvt Ltd.	Mr.Kapil Nagori	85964123	9825098442		tdl2@aaplautomation.com	tdl2@aaplautomation.com	807. Dhan Rajni Complex., Nr.Hotel Imperial Palace., Dr.Yagnik Road, Rajkot - 360 001
4	Amrut International	Nareshbhai	96524136	9825045702		Amrut25@gmail.com	Amrut.25@gmail.com	301.Dhanvantari Complex., Nr.Hotel Imperial Palace, Dr.Yagnik Road,Rajkot.
5	Arihant Trading	Sureshbhai	89563214	9567415623		Arihant.25@gmail.com	Arihant256@gmail.com	G-10.Diamond Market., C/o .Meera Trading, Nr.Gurudwara,Jamnagar.
6	Ashapura Distributors	Niravbhai	568941632	9874125639		Ashapura.56@gmail.com	Ashapura258@gmail.com	Shop No.100,1St Floor., Shreeji Sanmukh Complex, Near Domino's Pizza,Jamnagar
7	Balaji Machinery Traders	Kamleshbhai	23986452	9574123596		Balaji.145@gmail.com	Balaji125@gmail.com	
8	Bhumit Enterprise	Amitbhai	69874521	9825098442		Bhumit266@gmail.com	Bhumit56@gmail.com	Shop No.1,Oskar Building, Limda Lane., Jamnagar.

- F2: Contact Person
- F3: Mo./Ph./Fax No.
- F4: Email / CC
- F5: Address
- F6: State
- F7: Group Name
- F8: GSTIN No.
- F9: PAN No.

3. Users get Address wise filter press (F5)

Search Address

Search Address Wise Filter:

It will show all Ledgers having Jamnagar as word in Address.

Ledger Search Report									Alpha Infotech
Sr	Name	Contact Person	Phone No	Mobile No	Fax No	E-mail	E-mail CC To	Address	
1	Alpha Automation Pvt Ltd.	Mr.Kapil Nagori	85964123	9825098442		tdl2@aaplautomation.com	tdl2@aaplautomation.com	807, Dhan Rajni Complex., Nr.Hotel Imperial Palace., Dr.Yagnik Road, Rajkot - 360 001	F2: Contact Person F3: Mo./Ph./Fax No. F4: Email / CC F5: Address F6: State F7: Group Name F8: GSTIN No. F9: PAN No.
2	Amrut International	Nareshbhai	96524136	9825045702		Amrut25@gmail.com	Amrut.25@gmail.com	301 Dhanvantari Complex., Nr.Hotel Imperial Palace, Dr.Yagnik Road,Rajkot.	

Note: User can also Search Any Ledger by Ledger Name, Contact Person, Mobile/Phone/Fax No, Email/CC, Address, State, Group Name, GSTIN, and PAN No.

FAQ

Which version/release of TallyPrime does the add-on support?

This add-on will work only from Tally Prime Release 1.0 onwards.

How will I get support for this add-on?

For any functional support requirements please do write to us on mail@aaplautomation.com or call us at +91-288-2713956/57/58, +91-9023726215/16, 9099908115, 9825036442.

If I need some enhancements / changes to be incorporated for the add-on, whom should I contact?

Please to write to us on mail@aaplautomation.com with your additional requirements and we will revert to you in 24 hours.

Will new features added be available to us?

We offer one year availability of all support and new features free of cost. After one year, nominal subscription cost will be applicable to you to continue to get free support and updates.

What will happen after one year?

There is no fixed annual charge to be payable mandatory. However if any changes are required in our Add-On to make compatible with New Release of TallyPrime then the modification Charges will be applied.

I am using a multi-site. Can I use the same Add-on for all the sites?

No, one Add-on will work only for 1 site. You need to purchase again if you want to use the same Add-on for more sites.

TDL Management screen shows errors with the Add-on. What do I do?

Check whether the error is because of the Add-on or because of clashes between 2 TDLs (An add-on is also a TDL). In case of clashes, disable one or more TDLs and check which TDL has the error. If the Add-on has a problem, you can report it to us.

My Tally went into educational mode after installing the add-on. What do I do?

Go into **Gateway of Tally** → **Press F1 (Help)** → **TDL & Add-on** → **Press F4** and remove the Add-on from the list and Restart Tally.