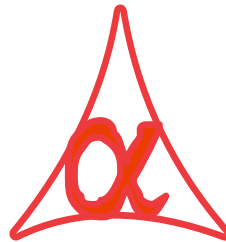




POWER OF SIMPLICITY

Multi Emailing Sales Invoice – 1.1



Alpha Automation Pvt. Ltd.

Head Office

104-The Grand Apurva, Nr. Hotel Fortune Palace,

Nr. Digjam Circle, Airport Road - JAMNAGAR –Gujarat (India)

Phone No. : +91-288-2713956/57/58, 9023726215/16, 9099908115, 9825036442

Email : mail@aaplautomation.com

Branch Office

Rajkot : 807-Dhanrajni Complex, Nr. Hotel Imperial Palace, Dr. Yagnik Road, RAJKOT (Gujarat).

Gandhidham : 92-GMA Building, 2nd Floor, Plot No. -297, Sector-12B. GANDHIDHAM (Gujarat)

© 2020 Alpha Automation Pvt. Ltd. All rights reserved.

Tally, Tally 9, Tally9, Tally.ERP, Tally.ERP 9, Shoper, Shoper 9, Shoper POS, Shoper HO, Shoper 9 POS, Shoper 9 HO, TallyDeveloper, Tally.Server 9, Tally Developer, Tally. Developer 9, Tally.NET, Tally Development Environment, TallyPrime, TallyPrimeDeveloper, TallyPrime Server, Tally Extender, Tally Integrator, Tally Integrated Network, Tally Service Partner, TallyAcademy & Power of Simplicity are either registered trademarks or trademarks of Tally Solutions Pvt. Ltd. in India and/or other countries. All other trademarks are properties of their respective owners.

Version: Alpha Automation Pvt. Ltd. / Multi Emailing Sales Invoice/1.1/ Dec.-2020

Multi Emailing Sales Invoice – 1.1

Introduction

With This Add-on user get Facilities to send emails of sales invoice for selected parties. User can search Invoice based on Party Name also to Send Email Vouchers for that Party only.

Benefits

- Easy to Send Multiple Sales Invoice.

What's New?

- Compatible with Tally Prime

Important!

Take back up of your company data before activating the Add-on.

Once you try/purchase an Add-on, follow the steps below to configure the Add-on and use it.

Installation

1. Copy the TCP file in TallyPrime Folder.
2. Gateway of Tally → F1 (Help) → TDL & Add-on → F4 (Manage Local TDL) → Select Yes in Load TDL on Startup and give the file name of TCP File. After pressing the Enter Key will show TDL Status which should be as Loaded.

System requirements:

No additional hardware / software infrastructure is required for executing and operation this applications module

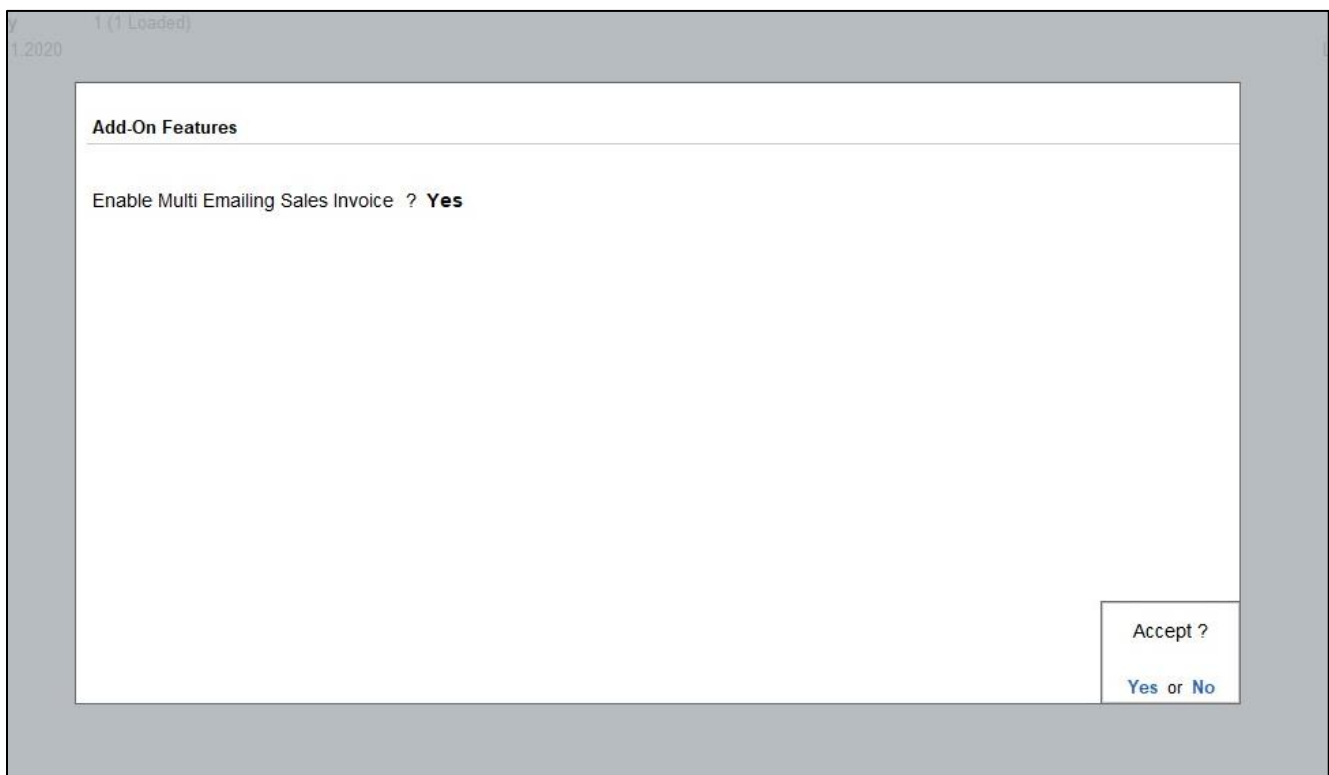
1. Activate the Add-on.

For TallyPrime Release 1.0

Go to **Gateway of Tally** → **F1: Help** → **TDL & Add-On** → **F6: Add-On Features**. Alternatively, you may press **CTRL + ALT + T** from any menu to open TDL Management report and then press

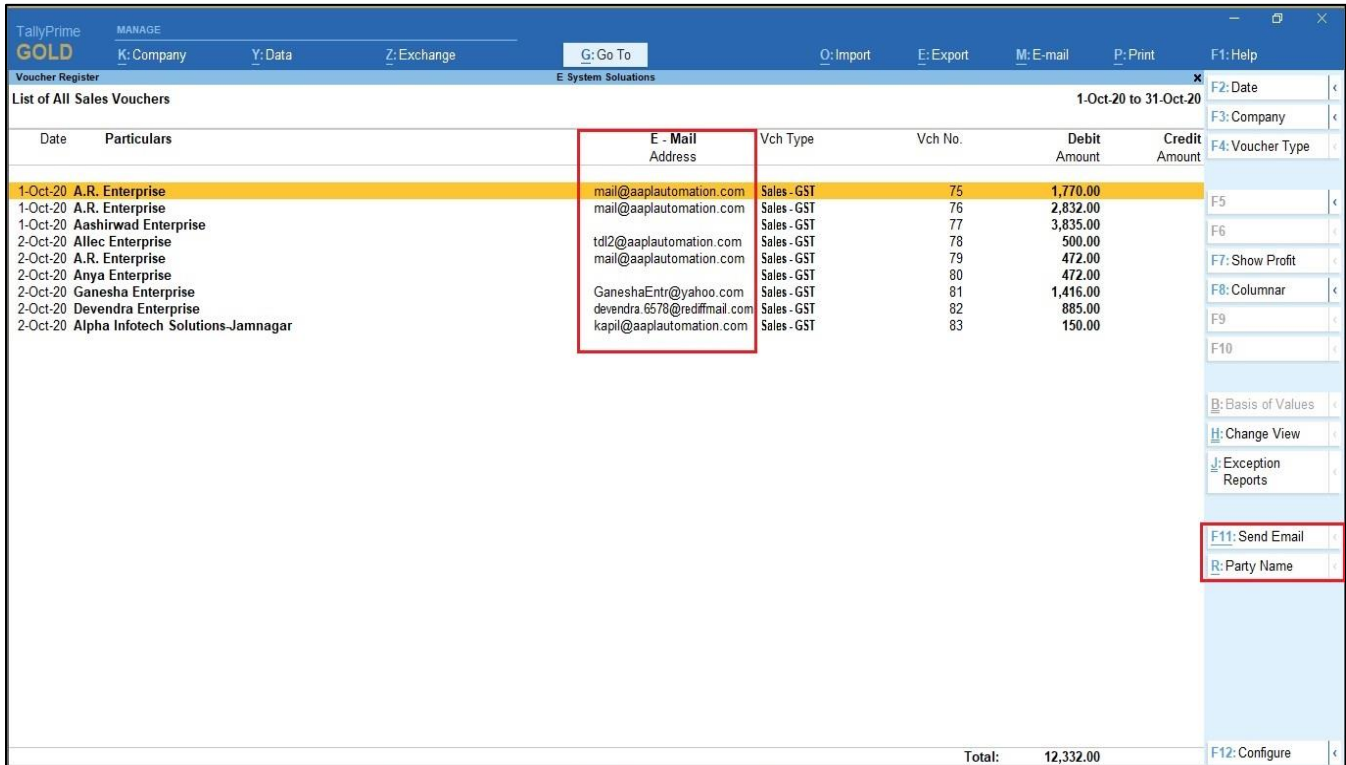
F6: Add-On Features

Set “**Yes**” to the option “**Enable Multi Emailing Sales Invoice?**”



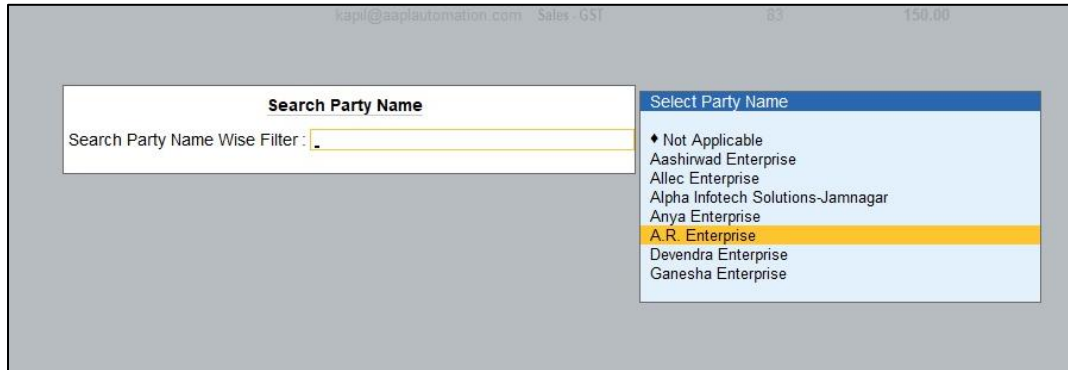
Detailed User Guide:

1. Go to **Gateway of Tally** → **Display More Reports** → **Account Books** → **sales Register**



Date	Particulars	E - Mail Address	Vch Type	Vch No.	Debit Amount	Credit Amount
1-Oct-20	A.R. Enterprise	mail@aaaplautomation.com	Sales - GST	75	1,770.00	
1-Oct-20	A.R. Enterprise	mail@aaaplautomation.com	Sales - GST	76	2,832.00	
1-Oct-20	Aashirwad Enterprise		Sales - GST	77	3,835.00	
2-Oct-20	Alleec Enterprise	tdl2@aaaplautomation.com	Sales - GST	78	500.00	
2-Oct-20	A.R. Enterprise	mail@aaaplautomation.com	Sales - GST	79	472.00	
2-Oct-20	Anya Enterprise		Sales - GST	80	472.00	
2-Oct-20	Ganesha Enterprise	GaneshaEntr@yahoo.com	Sales - GST	81	1,416.00	
2-Oct-20	Devendra Enterprise	devendra.6578@rediffmail.com	Sales - GST	82	885.00	
2-Oct-20	Alpha Infotech Solutions-Jamnagar	kapil@aaaplautomation.com	Sales - GST	83	150.00	
Total:					12,332.00	

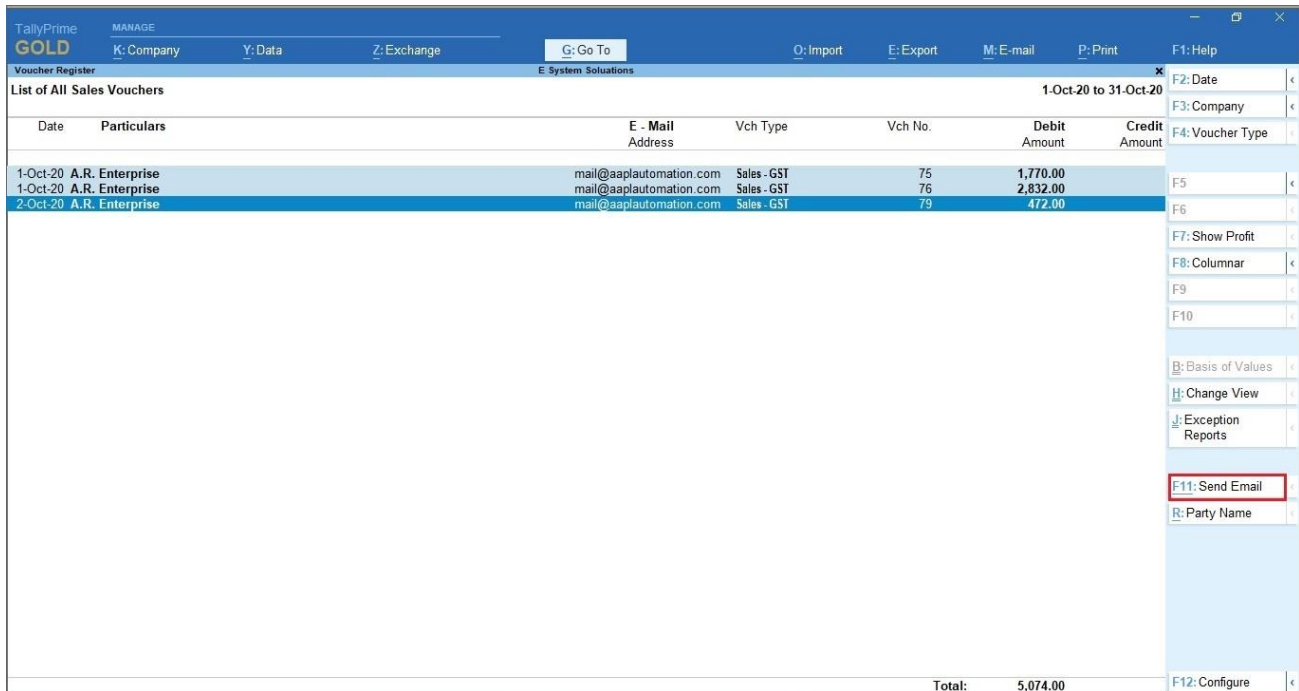
2. Press Alt. + R to Filter the Report, Search Party Name from List.



3. Party Name Filter on Sales Voucher as Shown below.

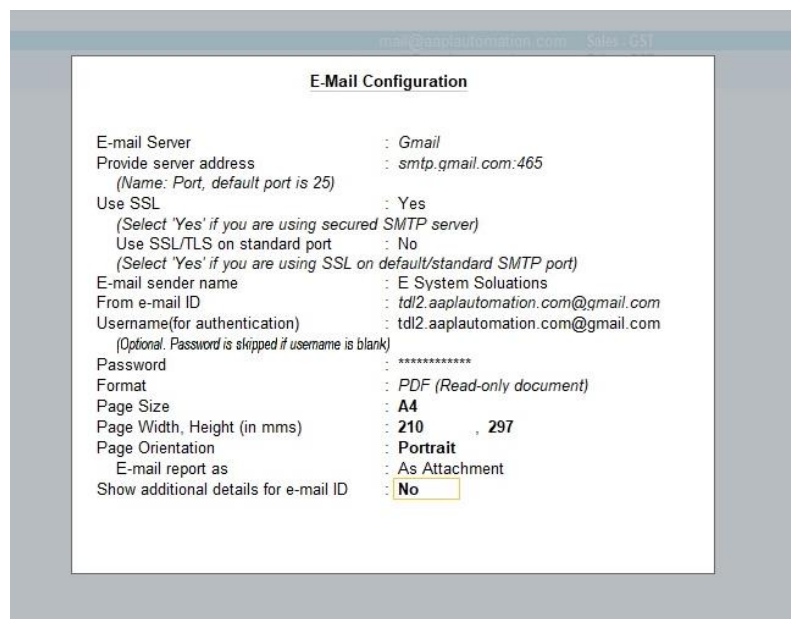
Date	Particulars	E - Mail Address	Vch Type	Vch No.	Debit Amount	Credit Amount
1-Oct-20	A.R. Enterprise	mail@aaaplautomation.com	Sales - GST	75	1,770.00	
1-Oct-20	A.R. Enterprise	mail@aaaplautomation.com	Sales - GST	76	2,832.00	
2-Oct-20	A.R. Enterprise	mail@aaaplautomation.com	Sales - GST	79	472.00	
Total:					5,074.00	

- Select a Ledger Name by pressing Space Bar and Press “Send Email” (Alt+F11).



Voucher Register							E System Solutions		1-Oct-20 to 31-Oct-20	
Date	Particulars	E - Mail Address	Vch Type	Vch No.	Debit Amount	Credit Amount				
1-Oct-20	A.R. Enterprise	mail@aaplautomation.com	Sales - GST	75	1,770.00					
1-Oct-20	A.R. Enterprise	mail@aaplautomation.com	Sales - GST	76	2,832.00					
2-Oct-20	A.R. Enterprise	mail@aaplautomation.com	Sales - GST	79	472.00					
					Total:	5,074.00				

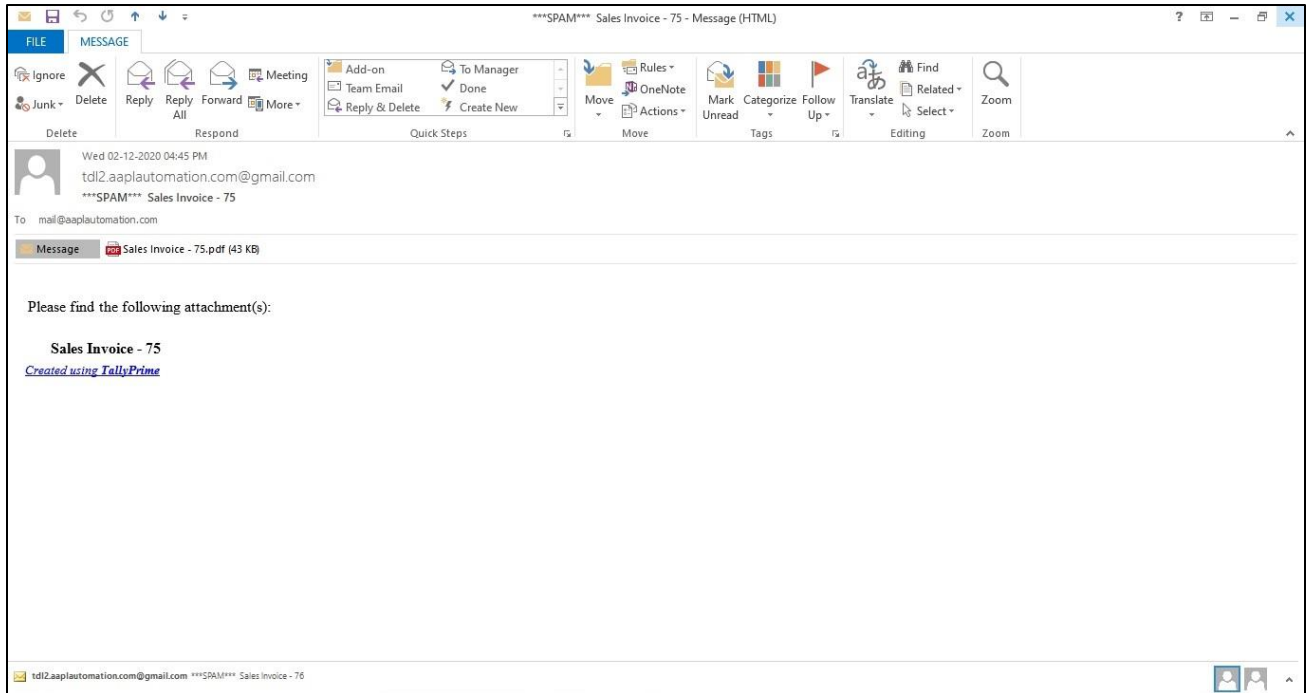
- Email configuration as Shown Below.



E-Mail Configuration

E-mail Server : Gmail
 Provide server address : smtp.gmail.com:465
 (Name: Port, default port is 25)
 Use SSL : Yes
 (Select 'Yes' if you are using secured SMTP server)
 Use SSL/TLS on standard port : No
 (Select 'Yes' if you are using SSL on default/standard SMTP port)
 E-mail sender name : E System Solutions
 From e-mail ID : tdl2.aaplautomation.com@gmail.com
 Username(for authentication) : tdl2.aaplautomation.com@gmail.com
 (Optional. Password is skipped if username is blank)
 Password : *****
 Format : PDF (Read-only document)
 Page Size : A4
 Page Width, Height (in mms) : 210 , 297
 Page Orientation : Portrait
 E-mail report as : As Attachment
 Show additional details for e-mail ID : No

6. Email is Received of Selected Party as shown below:



FAQ

Which version/release of TallyPrime does the add-on support?

This add-on will work only from Tally Prime Release 1.0 onwards.

How will I get support for this add-on?

For any functional support requirements please do write to us on mail@aplautomation.com or call us at +91-288-2713956/57/58, +91-9023726215/16, 9099908115, 9825036442.

If I need some enhancements / changes to be incorporated for the add-on, whom should I contact?

Please to write to us on mail@aplautomation.com with your additional requirements and we will revert to you in 24 hours.

Will new features added be available to us?

We offer one year availability of all support and new features free of cost. After one year, nominal subscription cost will be applicable to you to continue to get free support and updates.

What will happen after one year?

There is no fixed annual charge to be payable mandatory. However if any changes are required in our Add-On to make compatible with New Release of TallyPrime then the modification Charges will be applied.

I am using a multi-site. Can I use the same Add-on for all the sites?

No, one Add-on will work only for 1 site. You need to purchase again if you want to use the same Add-on for more sites.

TDL Management screen shows errors with the Add-on. What do I do?

Check whether the error is because of the Add-on or because of clashes between 2 TDLs (An add-on is also a TDL). In case of clashes, disable one or more TDLs and check which TDL has the error. If the Add-on has a problem, you can report it to us.

My Tally went into educational mode after installing the add-on. What do I do?

Go into **Gateway of Tally** → **Press F1 (Help)** → **TDL & Add-on** → **Press F4** and remove the Add-on from the list and Restart Tally.