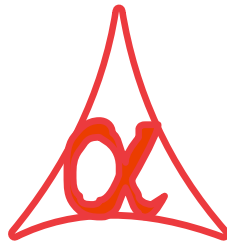




POWER OF SIMPLICITY

Quick Item Search from Batch - 1.0



Alpha Automation Pvt. Ltd.

Head Office

104-The Grand Apurva, Nr. Hotel Fortune Palace,

Nr. Digjam Circle, Airport Road - JAMNAGAR –Gujarat (India)

Phone No. : +91-288-2713956/57/58, 9023726215/16, 9099908115, 9825036442

Email : mail@aaplautomation.com

Branch Office

Rajkot : 807-Dhanrajni Complex, Nr. Hotel Imperial Palace, Dr. Yagnik Road, RAJKOT (Gujarat).

Gandhidham : 92-GMA Building, 2nd Floor, Plot No. -297, Sector-12B. GANDHIDHAM (Gujarat)

© 2020 Alpha Automation Pvt. Ltd. All rights reserved.

Tally, Tally 9, Tally9, Tally.ERP, Tally.ERP 9, Shoper, Shoper 9, Shoper POS, Shoper HO, Shoper 9 POS, Shoper 9 HO, TallyDeveloper, Tally.Server 9, Tally Developer, Tally. Developer 9, Tally.NET, Tally Development Environment, TallyPrime, TallyPrimeDeveloper, TallyPrime Server, Tally Extender, Tally Integrator, Tally Integrated Network, Tally Service Partner, TallyAcademy & Power of Simplicity are either registered trademarks or trademarks of Tally Solutions Pvt. Ltd. in India and/or other countries. All other trademarks are properties of their respective owners.

Version: Alpha Automaton Pvt. Ltd. / Quick Item Search from Batch Number / 1.0 / Dec-2020.

Quick Item Search from Batch

Number - 1.0

Introduction

With this Add-on User Gets Facility to Search Stock Item List for the given batch Number. It displays all Stock Items for the given batch.

Benefits

It helps the user to find All Items for the given batch.

What's New?

- Compatible with TallyPrime

Important!

Take back up of your company data before activating the Add-on.

Once you try/purchase an Add-on, follow the steps below to configure the Add-on and use it.

Installation

1. Copy the TCP file in TallyPrime Folder.
2. Gateway of Tally → F1 (Help) → TDL & Add-on → F4 (Manage Local TDL) → Select Yes in Load TDL on Startup and give the file name of TCP File. After pressing the Enter Key will show TDL Status which should be as Loaded.

System requirements:

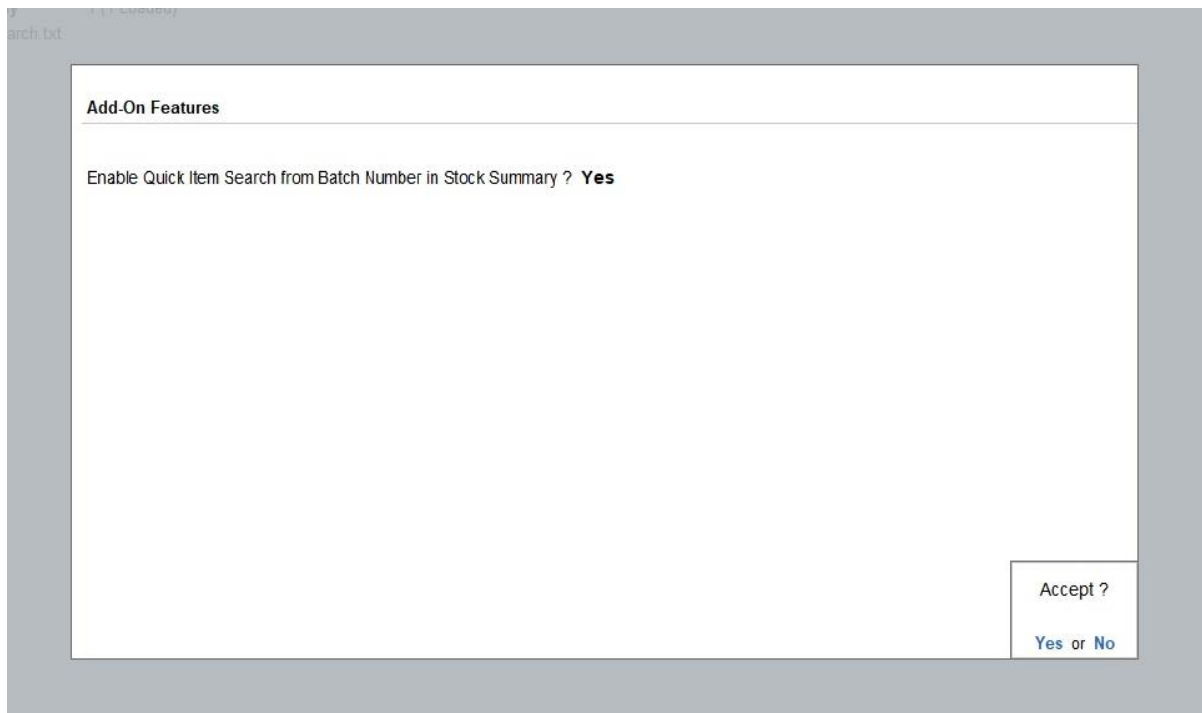
No additional hardware / software infrastructure is required for executing and operation this applications module

1. Activate the Add-on.

For TallyPrime Release 1.0

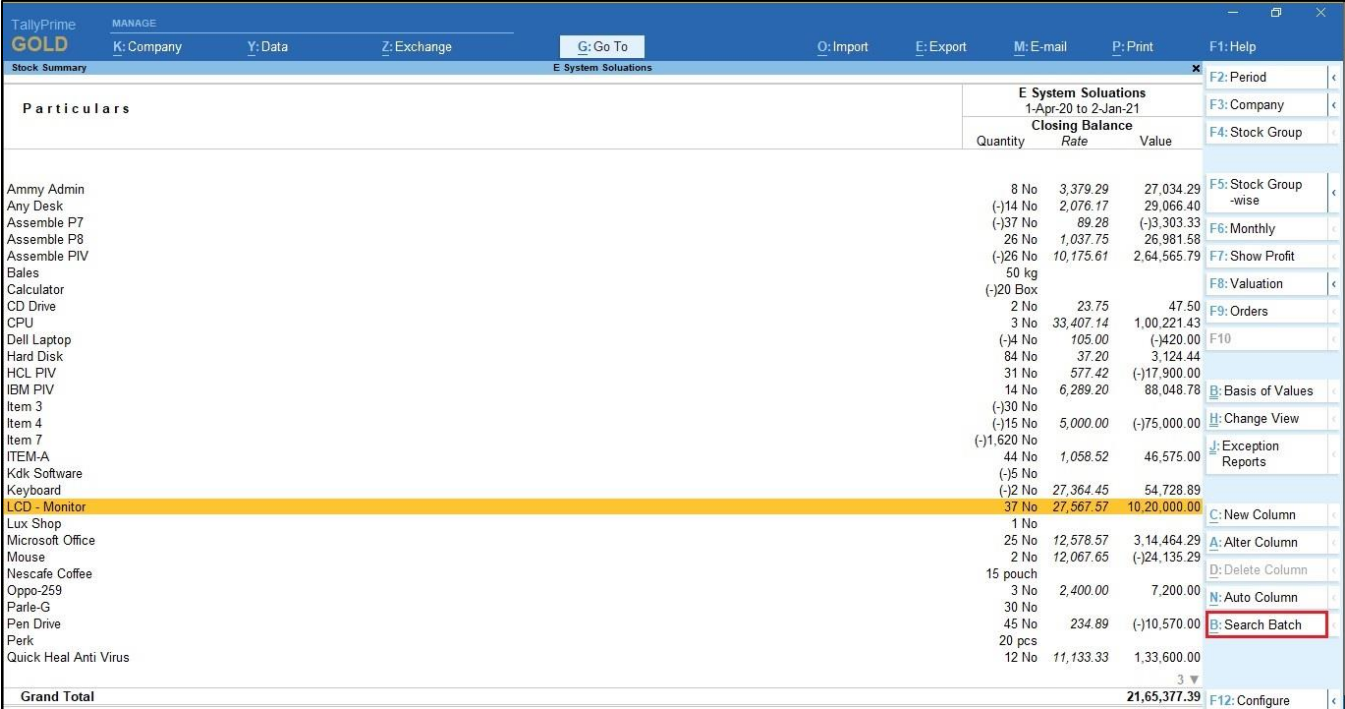
Go to **Gateway of Tally** → **F1: Help** → **TDL & Add-On** → **F6: Add-On Features**.
Alternatively, you may press **CTRL + ALT + T** from any menu to open TDL Management report and then press **F6: Add-On Features**

Set “Yes” to the option “**Enable Quick Item Search from Batch Number in Stock Summary?**”



Detailed User Guide:

1. Gateway of Tally → Stock Summary → Search Batch (Alt + B).



E System Solutions			
1-Apr-20 to 2-Jan-21			
Closing Balance			
Particulars	Quantity	Rate	Value
Ammy Admin	8 No	3,379.29	27,034.29
Any Desk	(-14 No	2,076.17	29,066.40
Assemble P7	(-37 No	89.28	(-3,303.33
Assemble P8	26 No	1,037.75	26,981.58
Assemble PIV	(-26 No	10,175.61	2,64,565.79
Bales	50 kg		
Calculator	(-20 Box		
CD Drive	2 No	23.75	47.50
CPU	3 No	33,407.14	1,00,221.43
Dell Laptop	(-4 No	105.00	(-420.00
Hard Disk	84 No	37.20	3,124.44
HCL PIV	31 No	577.42	(-17,900.00
IBM PIV	14 No	6,289.20	88,048.78
Item 3	(-30 No		
Item 4	(-15 No	5,000.00	(-75,000.00
Item 7	(-1,620 No		
ITEM-A	44 No	1,058.52	46,575.00
Kdk Software	(-5 No		
Keyboard	(-2 No	27,364.45	54,728.89
LCD - Monitor	37 No	27,567.57	10,20,000.00
Lux Shop	1 No		
Microsoft Office	25 No	12,578.57	3,14,464.29
Mouse	2 No	12,067.65	(-24,135.29
Nescafe Coffee	15 pouch		
Oppo-259	3 No	2,400.00	7,200.00
Parle-G	30 No		
Pen Drive	45 No	234.89	(-10,570.00
Perk	20 pcs		
Quick Heal Anti Virus	12 No	11,133.33	1,33,600.00
Grand Total			21,65,377.39

2. Search Batch Name as Shown Below.

Enter Batch Name : **101**

Accept ?
 Yes or No

3. Quick Voucher Search Report from Batch Name as Shown Below

E System Solutions 1-Apr-20 to 2-Jan-21			
Closing Balance			
Particulars	Quantity	Rate	Value
Assemble P7	(-)37 No	89.28	(-)3,303.33
101 Jamnagar	(-)15 No	110.00	(-)1,650.00
Assemble P8	26 No	1,037.75	26,981.58
101 Jamnagar	9 No	66.67	600.00
101 Main Location	2 No	6,500.00	13,000.00
Assemble PIV	(-)26 No	10,175.61	2,64,565.79
101 Jamnagar	(-)12 No	15,000.00	(-)1,80,000.00
Dell Laptop	(-)4 No	105.00	(-)420.00
101 Jamnagar	(-)3 No	120.00	(-)360.00
ITEM-A	44 No	1,058.52	46,575.00
101 Rajkot	(-)10 No		
Grand Total	3 No		3,34,399.04

FAQ

Which version/release of TallyPrime does the add-on support?

This add-on will work only from TallyPrime Release 1.0 onwards.

How will I get support for this add-on?

For any functional support requirements please do write to us on mail@aaplautomation.com or call us at +91-288-2713956/57/58, +91-9023726215/16, 9099908115, 9825036442.

If I need some enhancements / changes to be incorporated for the add-on, whom should I contact?

Please to write to us on mail@aaplautomation.com with your additional requirements and we will revert to you in 24 hours.

Will new features added be available to us?

We offer one year availability of all support and new features free of cost. After one year, nominal subscription cost will be applicable to you to continue to get free support and updates.

What will happen after one year?

There is no fixed annual charge to be payable mandatory. However if any changes are required in our Add-On to make compatible with New Release of TallyPrime then the modification Charges will be applied.

I am using a multi-site. Can I use the same Add-on for all the sites?

No, one Add-on will work only for 1 site. You need to purchase again if you want to use the same Add-on for more sites.

TDL Management screen shows errors with the Add-on. What do I do?

Check whether the error is because of the Add-on or because of clashes between 2 TDLs (An add-on is also a TDL). In case of clashes, disable one or more TDLs and check which TDL has the error. If the Add-on has a problem, you can report it to us.

My Tally went into educational mode after installing the add-on. What do I do?

Go into **Gateway of Tally** → **Press F1 (Help)** → **TDL & Add-on** → **Press F4** and remove the Add-on from the list and Restart Tally.