




**POWER OF SIMPLICITY**

## Change Invoice & Other Voucher Fields Caption in Print – 1.0



### **Alpha Automation Pvt. Ltd.**

Head Office

104-The Grand Apurva, Nr. Hotel Fortune Palace,

Nr. Digjam Circle, Airport Road - JAMNAGAR –Gujarat (India)

Phone No. : +91-288-2713956/57/58, 9023726215/16, 9099908115, 9825036442

Email : mail@aaplautomation.com

### **Branch Office**

**Rajkot** : 807-Dhanrajni Complex, Nr. Hotel Imperial Palace, Dr. Yagnik Road, RAJKOT (Gujarat).

**Gandhidham** : 92-GMA Building, 2nd Floor, Plot No. -297, Sector-12B. GANDHIDHAM (Gujarat)

© 2020 Alpha Automation Pvt. Ltd. All rights reserved.

Tally, Tally 9, Tally9, Tally.ERP, Tally.ERP 9, Shoper, Shoper 9, Shoper POS, Shoper HO, Shoper 9 POS, Shoper 9 HO, TallyDeveloper, Tally.Server 9, Tally Developer, Tally. Developer 9, Tally.NET, Tally Development Environment, TallyPrime, TallyPrimeDeveloper, TallyPrime Server, Tally Extender, Tally Integrator, Tally Integrated Network, Tally Service Partner, TallyAcademy & Power of Simplicity are either registered trademarks or trademarks of Tally Solutions Pvt. Ltd. in India and/or other countries. All other trademarks are properties of their respective owners.

**Version:** Alpha Automation Pvt. Ltd. / Change Invoice & Other Voucher Fields Caption in Print /1.0/  
Feb.-2021.

## Change Invoice & Other Voucher Fields Caption in Print –

### 1.0

#### **Introduction**

This module gives the option of Changing Invoice and other Voucher Fields Caption in Print. All Fields Caption can be changed as per Requirements. It works with all Vouchers Sales, Purchase, Sales Order, Purchase Order, Delivery Note, Receipt Note, Debit Note, and Credit Note Vouchers in Invoice Mode Print.

#### **Benefits**

- User can customize Invoice and other Vouchers Print as per his requirements.

#### **What's New?**

- Compatible with TallyPrime

#### **Important!**

Take back up of your company data before activating the Add-on.

Once you try/purchase an Add-on, follow the steps below to configure the Add-on and use it.

#### **Installation**

1. Copy the TCP file in TallyPrime Folder.
2. Gateway of Tally → F1 (Help) → TDL & Add-on → F4 (Manage Local TDL) → Select Yes in Load TDL on Startup and give the file name of TCP File. After pressing the Enter Key will show TDL Status which should be as Loaded.

#### **System requirements:**

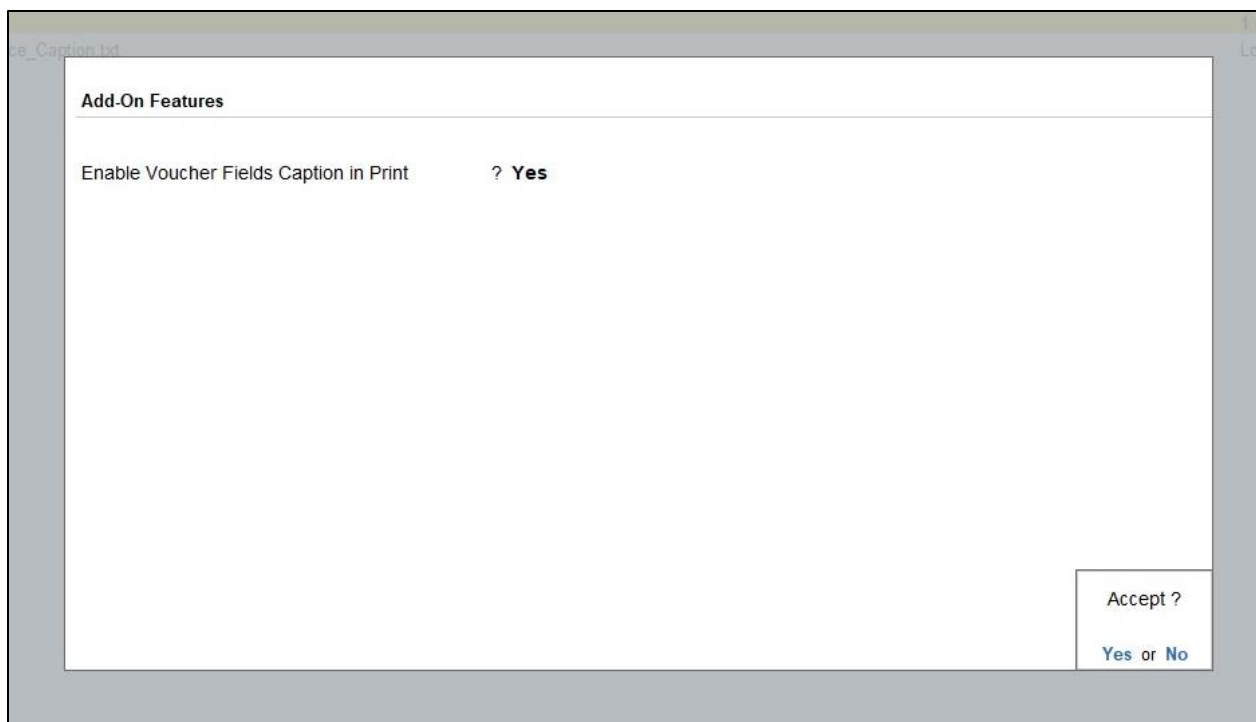
No additional hardware / software infrastructure is required for executing and operation this applications module

## 1. Activate the Add-on.

For TallyPrime Release 1.0

Go to **Gateway of Tally** → **F1: Help** → **TDL & Add-On** → **F6: Add-On Features**.  
Alternatively, you may press **CTRL + ALT + T** from any menu to open TDL Management report and then press **F6: Add-On Features**

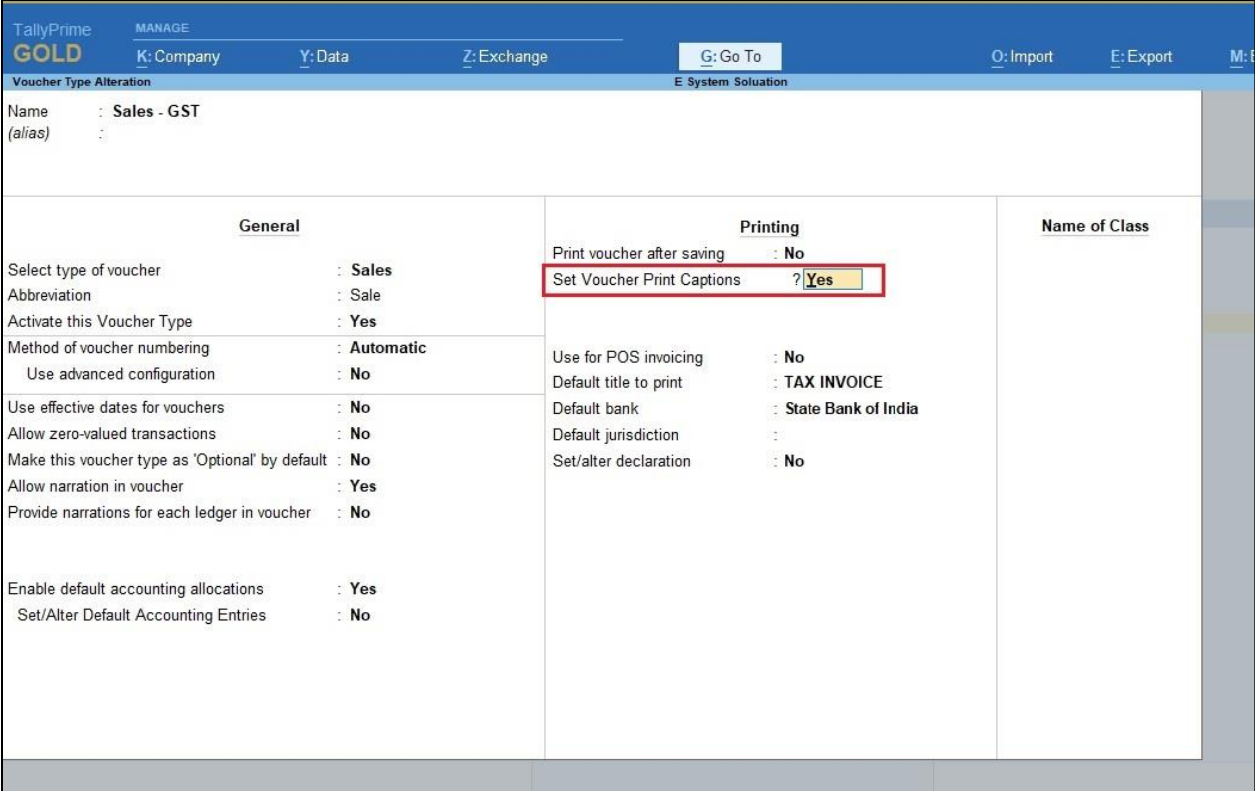
Set **“Yes”** to the option **“Enable Voucher Fields Caption in Print?”**



## Detailed User Guide:

1. Go to **Gateway of Tally** → **Alter** → **Voucher Type** → **Select sales voucher.**

Set **“Yes”** to **“Set Voucher Print Captions?”**



TallyPrime **GOLD** MANAGE  
 K: Company Y: Data Z: Exchange G: Go To O: Import E: Export M: F

Voucher Type Alteration E System Solution

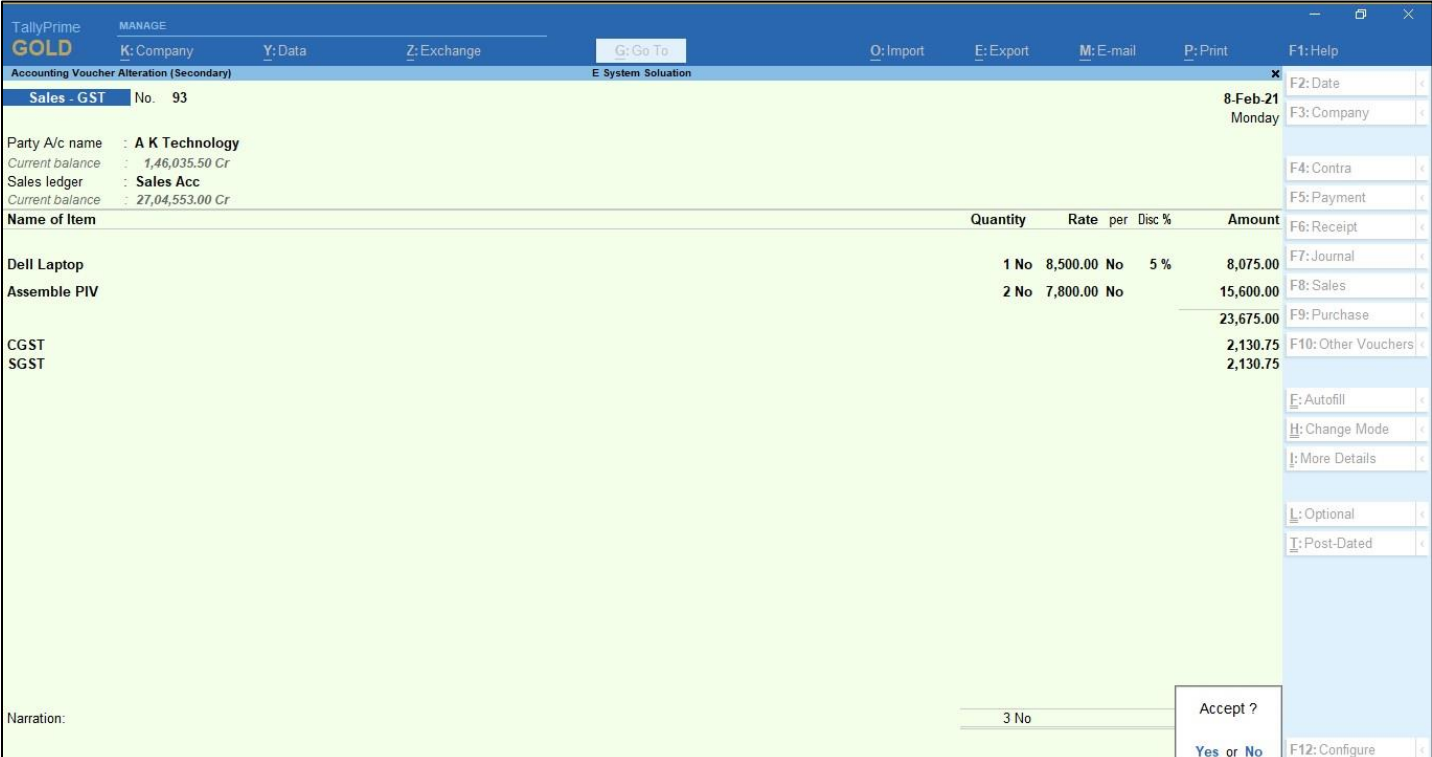
Name : Sales - GST  
 (alias) :

General	Printing	Name of Class
Select type of voucher : Sales	Print voucher after saving : No	
Abbreviation : Sale	<b>Set Voucher Print Captions ? Yes</b>	
Activate this Voucher Type : Yes	Use for POS invoicing : No	
Method of voucher numbering : Automatic	Default title to print : TAX INVOICE	
Use advanced configuration : No	Default bank : State Bank of India	
Use effective dates for vouchers : No	Default jurisdiction :	
Allow zero-valued transactions : No	Set/alter declaration : No	
Make this voucher type as 'Optional' by default : No		
Allow narration in voucher : Yes		
Provide narrations for each ledger in voucher : No		
Enable default accounting allocations : Yes		
Set/Alter Default Accounting Entries : No		

## 2. Customized Invoice Caption is As Shown Below.

Customized Invoice Captions (Print)			
Tally Default Caption	Customized Caption	Tally Default Caption	Customized Caption
Invoice No.	: <b>Tax Invoice No.</b>	Dated	: <b>Date</b>
Delivery Note	: <b>Delivery Order</b>	Delivery Note Date	: <b>Delivery Order Date</b>
Buyer Order No.	: <b>Customer Order No.</b>	Dated	: <b>Date</b>
Dispatch DocNo.	: <b>Basic Ship Document</b>	Mode/Term Of Payment	: <b>Basic Due Date</b>
Dispatch through	: <b>Basic Shipped by</b>	Destination	: <b>Loaction</b>
Bill of lading/LR-RR No.	: <b>LR- No.</b>	Motor Vehicle No.	: <b>Truck No.</b>
Reference No. & Date.	: <b>Ref. No. &amp; Date</b>	Other Reference	: <b>Associating</b>
Terms of Delivery	: <b>Condition</b>	Remarks	: <b>acknowledgment</b>
Consignee(Ship to)	: <b>Receiver</b>	Declaration	: <b>Terms &amp; Condition</b>
Buyer (Bill to)	: <b>Customer</b>	Authorised Signatory	: <b>Signature</b>
<b>Column Title</b>		<b>Export / Import Details</b>	
SI No.	: <b>Sr. No.</b>	Place of receipt by shipper	: <b>Place of Delivery</b>
Description of Goods	: <b>Item Name</b>	Vessel/Flight No.	: <b>Flight No.</b>
Alt.Quantity	: <b>Alt. Qty</b>	City/Port of loading	: <b>Port of Shipment</b>
Quantity	: <b>Qty</b>	City/Port of Discharge	: <b>Port of Destination</b>
Rate	: <b>Per Rate</b>		
Disc.%	: <b>Discount</b>		
Per	: <b>Each</b>		
Amount	: <b>Amt.</b>		
Total	: <b>Total Invoice Amt.</b>		

### 3. Navigate Through Gateway of Tally → Vouchers → Make Sales Bill Voucher Entry as Shown Below.



**TallyPrime GOLD** MANAGE  
K: Company Y: Data Z: Exchange Gr: Go To Q: Import E: Export M: E-mail P: Print F1: Help

Accounting Voucher Alteration (Secondary) E System Solution

Sales - GST No. 93 8-Feb-21 Monday

Party A/c name : A K Technology  
Current balance : 1,46,035.50 Cr  
Sales ledger : Sales Acc  
Current balance : 27,04,553.00 Cr

Name of Item	Quantity	Rate	per	Disc %	Amount
Dell Laptop	1 No	8,500.00	No	5 %	8,075.00
Assemble PIV	2 No	7,800.00	No		15,600.00
					23,675.00
CGST					2,130.75
SGST					2,130.75

Narration: 3 No

Accept ?  
Yes or No

### 4. Dispatch Details, Order Details, Export Details as Shown below.



**Dispatch Details**

Delivery Note No(s) : 90  
Date: 8-Feb-21

Dispatch Doc No. : DOC-45856  
Dispatched through : 123  
Destination : Rajkot Transport  
Carrier Name/Agent : Nilesh Bhai  
Bill of Lading/LR-RR No.: LR-45856 Date: 13-Jan-21

**Order Details**

Order No(s) : 17  
Date: 20-Jun-20

Mode/Terms of Payment: 15 Days  
Other References : AA\SFGE\R5  
Terms of Delivery :

**Export Details**

Place of Receipt by Shipper: Gandhidham  
Vessel/Flight No. : GJ-03-4585  
Port of Loading : MUNDRA  
Port of Discharge : JEDDAH  
Country to : India

Shipping Bill No. : 10478 Date: 8-Feb-21  
Port Code :

### 5. Tally Default Caption Invoice as Shown Below.

#### TAX INVOICE

<b>E System Solution</b> 104 - the Grand Apurva Nr. Digjam Circle, Jamnagar GSTIN/UIN: 24AASDWEWR State Name : Gujarat, Code : 24 CIN: U72200GJ2004PTC43801 E-Mail : aapl.jam@gmail.com	Invoice No. <b>93</b>	Dated <b>8-Feb-21</b>
	Delivery Note <b>90</b>	Mode/Terms of Payment <b>15 Days</b>
<b>A K Technology</b> G-10 , Diamond Market C/O. Meera Teling College Nr.:Amber Cinema - Jamnagar State Name : Gujarat, Code : 24	Reference No. & Date.	Other References <b>AA\SFGEIR5</b>
	Buyer's Order No. <b>17</b>	Dated <b>20-Jun-20</b>
Consignee (Ship to) <b>A K Technology</b> G-10 , Diamond Market C/O. Meera Teling College Nr.:Amber Cinema - Jamnagar State Name : Gujarat, Code : 24	Dispatch Doc No. <b>DOC.45856</b>	Delivery Note Date <b>8-Feb-21</b>
	Dispatched through <b>123</b>	Destination <b>Rajkot Transport</b>
Buyer (Bill to) <b>A K Technology</b> G-10 , Diamond Market C/O. Meera Teling College Nr.:Amber Cinema - Jamnagar State Name : Gujarat, Code : 24	Vessel/Flight No. <b>GJ-03-4585</b>	Place of receipt by shipper. <b>Gandhidham</b>
	City/Port of Loading <b>MUNDRA</b>	City/Port of Discharge <b>JEDDAH</b>
	Bill of Lading/LR-RR No. <b>LR-45856 dt. 13-Jan-21</b>	
	Terms of Delivery	

Sl No	Description of Goods	HSN/SAC	Quantity	Rate	per	Disc %	Amount
1	Dell Laptop	004525	1 No	8,500.00	No	5 %	8,075.00
2	Assemble PIV	7485	2 No	7,800.00	No		15,600.00
							23,675.00
	<b>CGST</b>						2,130.75
	<b>SGST</b>						2,130.75
	<b>Total</b>		<b>3 No</b>				<b>₹ 27,936.50</b>

Amount Chargeable (in words) E. & O.E

**INR Twenty Seven Thousand Nine Hundred Thirty Six and Fifty paise Only**

Taxable Value	Central Tax		State Tax		Total Tax Amount
	Rate	Amount	Rate	Amount	
23,675.00	9%	2,130.75	9%	2,130.75	4,261.50
<b>Total:</b>		<b>2,130.75</b>		<b>2,130.75</b>	<b>4,261.50</b>

Tax Amount (in words) : **INR Four Thousand Two Hundred Sixty One and Fifty paise Only**

Company's PAN : **AAECA6673L**

Declaration

We declare that this invoice shows the actual price of the goods described and that all particulars are true and correct.

for E System Solution

Authorised Signatory

This is a Computer Generated Invoice



## 6. Tally Customized Caption Invoice as Shown Below.

### TAX INVOICE

<b>E System Solution</b> 104 - the Grand Apurva Nr. Digjam Circle, Jamnagar GSTIN/UIN: 24AASDWEWR State Name : Gujarat, Code : 24 CIN: U72200GJ2004PTC43801 E-Mail : aapl.jam@gmail.com	Tax Invoice No.	Date
	93	8-Feb-21
<b>Receiver</b> <b>A K Technology</b> G-10 , Diamond Market C/O. Meera Teling College Nr.:Amber Cinema - Jamnagar State Name : Gujarat, Code : 24	Delivery Order	Basic Due Date
	90	15 Days
<b>Customer</b> <b>A K Technology</b> G-10 , Diamond Market C/O. Meera Teling College Nr.:Amber Cinema - Jamnagar State Name : Gujarat, Code : 24	Ref. No. & Date	Associating
		AAISFGEIR5
	Customer Order No.	Date
	17	20-Jun-20
	Basic Ship Document	Delivery Order Date
	DOC-45856	8-Feb-21
	Basic Shipped by	Loaction
	123	Rajkot Transport
	Flight No.	Place of Delivery
	GJ-03-4585	Gandhidham
	Port of Shipment	Port of Destination
	MUNDRA	JEDDAH
	LR- No.	Truck No.
	LR-45856 dt. 13-Jan-21	
	Condition	

Sr. No	Item Name	HSN/SAC	Qty	Per Rate	Each	Discount	Amt.
1	Dell Laptop	004525	1 No	8,500.00	No	5 %	8,075.00
2	Assemble PIV	7485	2 No	7,800.00	No		15,600.00
							23,675.00
		CGST					2,130.75
		SGST					2,130.75
Total Invoice Amt.			3 No				₹ 27,936.50

Amount Chargeable (in words) E. & O.E

**INR Twenty Seven Thousand Nine Hundred Thirty Six and Fifty paise Only**

Taxable Value	Central Tax		State Tax		Total Tax Amount
	Rate	Amount	Rate	Amount	
23,675.00	9%	2,130.75	9%	2,130.75	4,261.50
<b>Total:</b>		<b>2,130.75</b>		<b>2,130.75</b>	<b>4,261.50</b>

Tax Amount (in words) : **INR Four Thousand Two Hundred Sixty One and Fifty paise Only**

Company's PAN : AAECA6673L

Terms & Condition

We declare that this invoice shows the actual price of the goods described and that all particulars are true and correct.

for E System Solution

Signature

This is a Computer Generated Invoice

## FAQ

### **Which version/release of TallyPrime does the add-on support?**

This add-on will work only from TallyPrime Release 1.0 onwards.

### **How will I get support for this add-on?**

For any functional support requirements please do write to us on [mail@aaplautomation.com](mailto:mail@aaplautomation.com) or call us at +91-288-2713956/57/58, +91-9023726215/16, 9099908115, 9825036442.

### **If I need some enhancements / changes to be incorporated for the add-on, whom should I contact?**

Please to write to us on [mail@aaplautomation.com](mailto:mail@aaplautomation.com) with your additional requirements and we will revert to you in 24 hours.

### **Will new features added be available to us?**

We offer one year availability of all support and new features free of cost. After one year, nominal subscription cost will be applicable to you to continue to get free support and updates.

### **What will happen after one year?**

There is no fixed annual charge to be payable mandatory. However if any changes are required in our Add-On to make compatible with New Release of TallyPrime then the modification Charges will be applied.

### **I am using a multi-site. Can I use the same Add-on for all the sites?**

No, one Add-on will work only for 1 site. You need to purchase again if you want to use the same Add-on for more sites.

### **TDL Management screen shows errors with the Add-on. What do I do?**

Check whether the error is because of the Add-on or because of clashes between 2 TDLs (An add-on is also a TDL). In case of clashes, disable one or more TDLs and check which TDL has the error. If the Add-on has a problem, you can report it to us.

**My Tally went into educational mode after installing the add-on. What do I do?**

Go into **Gateway of Tally** → **Press F1 (Help)** → **TDL & Add-on** → **Press F4** and remove the Add-on from the list and Restart Tally.