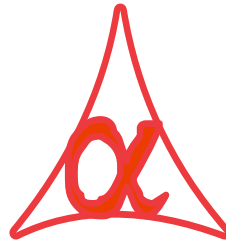




POWER OF SIMPLICITY

Party Wise Sales & Purchase Discount
Report – 1.0



Alpha Automation Pvt. Ltd.

Head Office

104-The Grand Apurva, Nr. Hotel Fortune Palace,

Nr. Digjam Circle, Airport Road - JAMNAGAR –Gujarat (India)

Phone No. : +91-288-2713956/57/58, 9023726215/16, 9099908115, 9825036442

Email : mail@aaplautomation.com

Branch Office

Rajkot : 807-Dhanrajni Complex, Nr. Hotel Imperial Palace, Dr. Yagnik Road, RAJKOT (Gujarat).

Gandhidham : 92-GMA Building, 2nd Floor, Plot No. -297, Sector-12B. GANDHIDHAM (Gujarat)

© 2020 Alpha Automation Pvt. Ltd. All rights reserved.

Tally, Tally 9, Tally9, Tally.ERP, Tally.ERP 9, Shoper, Shoper 9, Shoper POS, Shoper HO, Shoper 9 POS, Shoper 9 HO, TallyDeveloper, Tally.Server 9, Tally Developer, Tally. Developer 9, Tally.NET, Tally Development Environment, TallyPrime, TallyPrimeDeveloper, TallyPrime Server, Tally Extender, Tally Integrator, Tally Integrated Network, Tally Service Partner, TallyAcademy & Power of Simplicity are either registered trademarks or trademarks of Tally Solutions Pvt. Ltd. in India and/or other countries. All other trademarks are properties of their respective owners.

Version: Alpha Automation Pvt. Ltd. / Party wise Sales & Purchase Discount Report/1.0/ Feb.-2021

Party wise Sales & Purchase Discount

Report– 1.0

Introduction

- With This Add-on User Gets Report of Party Wise Total Discount Received in Purchase and Party Wise Total Discount given in Sales in a given Period.

Benefits

- Report shows Total Discount received in purchase and Total Discount Given in Sales Along with Total Transaction Value in a given period. It helps the user for better planning of discount management for that Party.

What's New?

- Compatible with Tally Prime

Important!

Take back up of your company data before activating the Add-on.

Once you try/purchase an Add-on, follow the steps below to configure the Add-on and use it.

Installation

1. Copy the TCP file in TallyPrime Folder.
2. Gateway of Tally → F1 (Help) → TDL & Add-on → F4 (Manage Local TDL) → Select Yes in Load TDL on Startup and give the file name of TCP File. After pressing the Enter Key will show TDL Status which should be as Loaded.

System requirements:

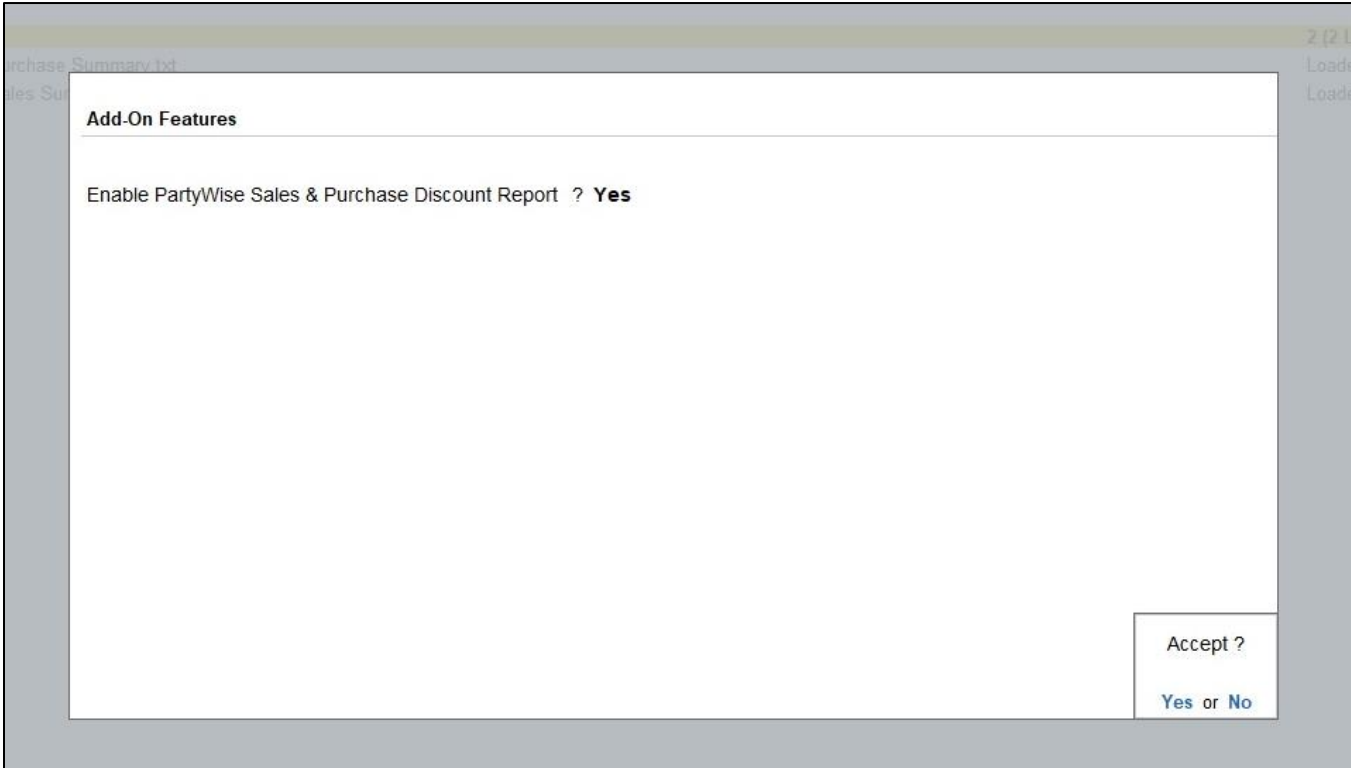
No additional hardware / software infrastructure is required for executing and operation this applications module

1. Activate the Add-on.

For TallyPrime Release 1.0

Go to **Gateway of Tally** → **F1: Help** → **TDL & Add-On** → **F6: Add-On Features**. Alternatively, you may press **CTRL + ALT + T** from any menu to open TDL Management report and then press **F6: Add-On Features**

Set “**Yes**” to the option “**Enable Party wise Sales & Purchase Discount Report?**”



2 (2)

urchase Summary.txt Load
Sales Sum Load

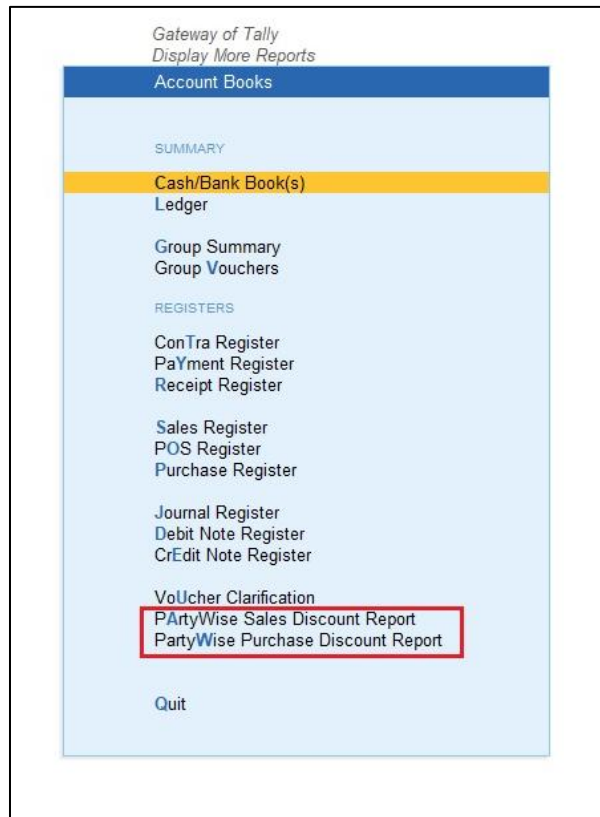
Add-On Features

Enable PartyWise Sales & Purchase Discount Report ? **Yes**

Accept ?
Yes or No

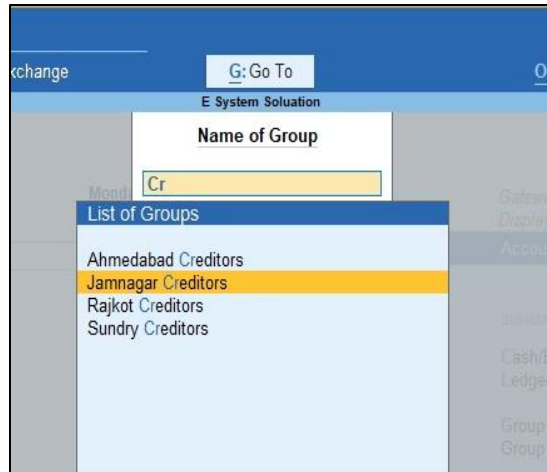
Detailed User Guide:

1. Gateway of Tally → Display More Reports → Inventory Books



2. Party wise Sales Discount Report:

A. Select Group:

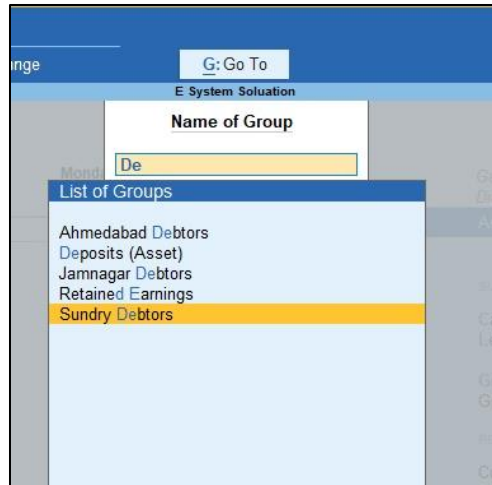


B. Party wise Sales Discount Report as Shown below.

| PartyWise Sales Discount Report | | | | 1-Apr-20 to 28-Feb-21 | |
|---------------------------------|----------------------|--------------|-----------------------|-----------------------|--|
| Group Name : Jamnagar Creditors | | | | | |
| Sr. No. | Ledger Name | Amount | Discount | | |
| 1 | Aarti Enterprise | 82,150.00 Dr | 7,500.00 | | |
| 2 | Aashirwad Enterprise | 18,502.40 Dr | 520.00 | | |
| 3 | Ajanta Printers | 24,376.66 Dr | 243.00 | | |
| 4 | Ambika Enterprise | 74,455.64 Dr | 7,002.00 | | |
| 5 | Ashok Enterprise | 12,000.00 Dr | 12,000.00 | | |
| 6 | Data Link Technology | 29,500.00 Dr | 25,000.00 | | |
| 7 | Kyara Enterprise | 17,700.00 Dr | 15,000.00 | | |
| 8 | Nexus Solutions | 40,120.00 Dr | 6,000.00 | | |
| 9 | Virat Enterprise | 60,380.60 Dr | 24,430.00 | | |
| | | Total | 3,59,185.30 Dr | 97,695.00 | |

3. Party wise Purchase Discount report:

A. Select Group:



B. Party wise Purchase Discount Report:

| Partywise Purchase Report | | | | 1-Apr-20 to 8-Feb-21 | |
|---------------------------|--|------------------------|------------------|----------------------|--|
| Sr. No. | Group Name : Sundry Debtors Ledger Name | Amount | Discount | | |
| 1 | Aakash Enterprise | 2,41,600.90 Cr | 1,145.00 | | |
| 2 | Aanand Liners | 1,30,118.00 Cr | 1,610.00 | | |
| 3 | Aaradhya Enterprise | 16,461.00 Cr | 50.00 | | |
| 4 | A K Technology | 2,07,739.00 Cr | 4,350.00 | | |
| 5 | Allec Enterprise | 2,24,778.20 Cr | 10.00 | | |
| 6 | Anju Enterprise | 1,46,700.00 Cr | 30,000.00 | | |
| 7 | Annya Enterprise | 3,15,341.70 Cr | 27,825.00 | | |
| 8 | Anop Enterprise | 64,652.00 Cr | 7,000.00 | | |
| 9 | Anya Enterprise | 270.00 Cr | 30.00 | | |
| 10 | Arsh Industries | 1,202.66 Cr | 20.80 | | |
| 11 | Giriraj Pvt. Ltd. | 1,09,853.28 Cr | 104.00 | | |
| 12 | J.K. Products | 41,370.80 Cr | 500.00 | | |
| 13 | Manish Mehta & Co. | 66,268.80 Cr | 6,240.00 | | |
| 14 | Smile Solutions | 54,720.00 Cr | 2,880.00 | | |
| | Total | 16,21,076.34 Cr | 81,764.80 | | |

FAQ

Which version/release of TallyPrime does the add-on support?

This add-on will work only from Tally Prime Release 1.0 onwards.

How will I get support for this add-on?

For any functional support requirements please do write to us on mail@aaplautomation.com or call us at +91-288-2713956/57/58, +91-9023726215/16, 9099908115, 9825036442.

If I need some enhancements / changes to be incorporated for the add-on, whom should I contact?

Please to write to us on mail@aaplautomation.com with your additional requirements and we will revert to you in 24 hours.

Will new features added be available to us?

We offer one year availability of all support and new features free of cost. After one year, nominal subscription cost will be applicable to you to continue to get free support and updates.

What will happen after one year?

There is no fixed annual charge to be payable mandatory. However if any changes are required in our Add-On to make compatible with New Release of TallyPrime then the modification Charges will be applied.

I am using a multi-site. Can I use the same Add-on for all the sites?

No, one Add-on will work only for 1 site. You need to purchase again if you want to use the same Add-on for more sites.

TDL Management screen shows errors with the Add-on. What do I do?

Check whether the error is because of the Add-on or because of clashes between 2 TDLs (An add-on is also a TDL). In case of clashes, disable one or more TDLs and check which TDL has the error. If the Add-on has a problem, you can report it to us.

My Tally went into educational mode after installing the add-on. What do I do?

Go into **Gateway of Tally** → **Press F1 (Help)** → **TDL & Add-on** → **Press F4** and remove the Add-on from the list and Restart Tally.