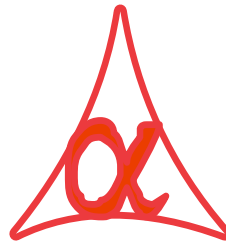




POWER OF SIMPLICITY

Item wise Purchase & Sales Discount Report – 1.0



Alpha Automation Pvt. Ltd.

Head Office

104-The Grand Apurva, Nr. Hotel Fortune Palace,

Nr. Digjam Circle, Airport Road - JAMNAGAR –Gujarat (India)

Phone No. : +91-288-2713956/57/58, 9023726215/16, 9099908115, 9825036442

Email : mail@aaplautomation.com

Branch Office

Rajkot : 807-Dhanrajni Complex, Nr. Hotel Imperial Palace, Dr. Yagnik Road, RAJKOT (Gujarat).

Gandhidham : 92-GMA Building, 2nd Floor, Plot No. -297, Sector-12B. GANDHIDHAM (Gujarat)

© 2020 Alpha Automation Pvt. Ltd. All rights reserved.

Tally, Tally 9, Tally9, Tally.ERP, Tally.ERP 9, Shoper, Shoper 9, Shoper POS, Shoper HO, Shoper 9 POS, Shoper 9 HO, TallyDeveloper, Tally.Server 9, Tally Developer, Tally. Developer 9, Tally.NET, Tally Development Environment, TallyPrime, TallyPrimeDeveloper, TallyPrime Server, Tally Extender, Tally Integrator, Tally Integrated Network, Tally Service Partner, TallyAcademy & Power of Simplicity are either registered trademarks or trademarks of Tally Solutions Pvt. Ltd. in India and/or other countries. All other trademarks are properties of their respective owners.

Version: Alpha Automation Pvt. Ltd. / Item wise Purchase & Sales Discount Report/1.0/ Feb.-2021

Item wise Purchase & Sales Discount Report– 1.0

Introduction

With This Add-on User Gets Stock Item Wise Purchase & Sales Discount Reports in a given period. Reports Shows Purchase & Sales Item Qty, Item Amount and Discount Value in Amount.

Benefits

- Helps the user to know the Item Wise Discount Amount he receives in purchase & discount he gives in Sales in a single Line.
- It helps in comparison of Purchase Discount Received & Sales Discount given.

What's New?

- Compatible with Tally Prime

Important!

Take back up of your company data before activating the Add-on.

Once you try/purchase an Add-on, follow the steps below to configure the Add-on and use it.

Installation

1. Copy the TCP file in TallyPrime Folder.
2. Gateway of Tally → F1 (Help) → TDL & Add-on → F4 (Manage Local TDL) → Select Yes in Load TDL on Startup and give the file name of TCP File. After pressing the Enter Key will show TDL Status which should be as Loaded.

System requirements:

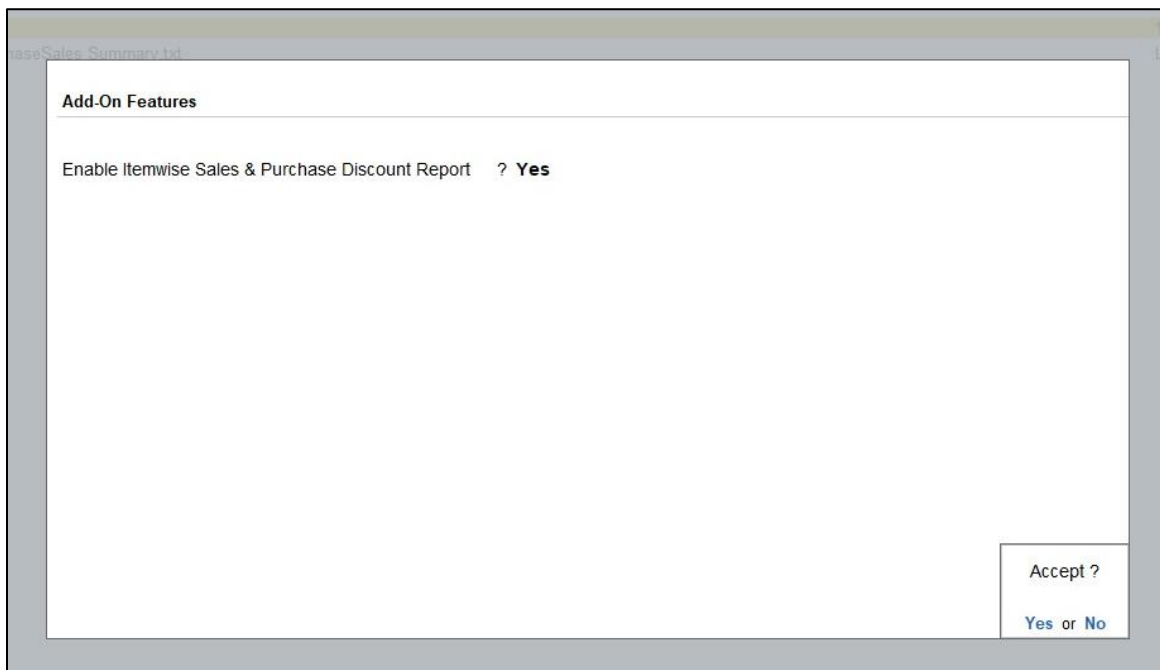
No additional hardware / software infrastructure is required for executing and operation this applications module

1. Activate the Add-on.

For TallyPrime Release 1.0

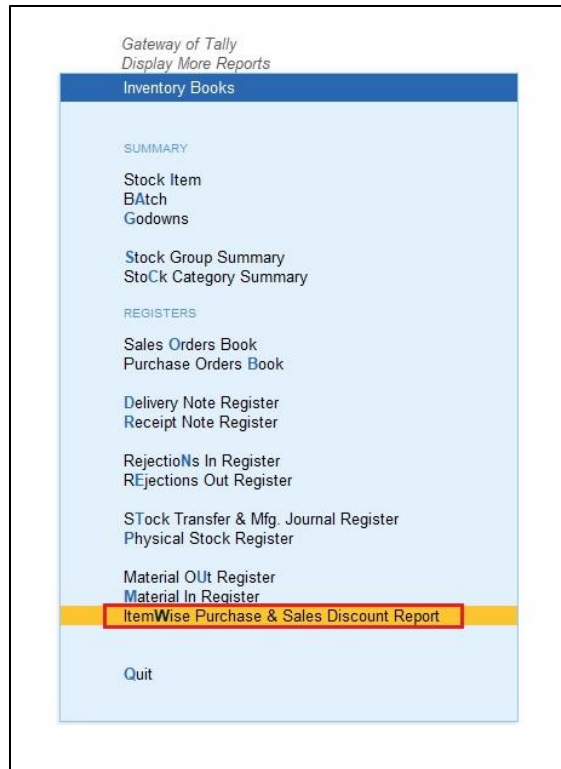
Go to **Gateway of Tally** → **F1: Help** → **TDL & Add-On** → **F6: Add-On Features**. Alternatively, you may press **CTRL + ALT + T** from any menu to open TDL Management report and then press **F6: Add-On Features**

Set **“Yes”** to the option **“Enable Item wise Sales & Purchase Discount Report?”**

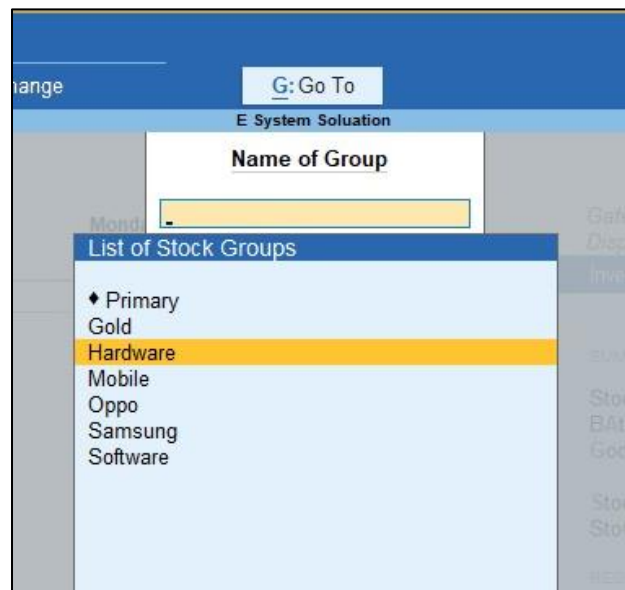


Detailed User Guide:

1. Gateway of Tally → Display More Reports → Inventory Books



2. Select Stock Group as shown below:



3. Item wise Purchase & Sales Discount report as shown below:

Itemwise Purchase & Sales Discount Report								
Group Name : Hardware								
Sr. No.	Item Name	Group Name	Purchase Quantity	Purchase Amount	Purchase Discount	Sales Quantity	Sales Amount	Sales Discount
1	Assemble P7	Hardware	13 No	26,910.00	90.00	6 No	9,590.00	110.00
2	Assemble P8	Hardware	17 No	45,850.00	1,050.00	23 No	81,920.00	6,080.00
3	Assemble PIV	Hardware	42 No	6,37,255.00	345.00	73 No	2,09,730.00	10,220.00
4	Calculator	Hardware	2 No	270.00	30.00	1 No	98.00	2.00
5	CD Drive	Hardware	35 No	775.00	75.00	138 No	9,930.00	1,250.00
6	CPU	Hardware	28 No	1,70,100.00	3,480.00	23 No	2,64,500.00	25,000.00
7	Dell Laptop	Hardware	2 No	21,600.00	2,400.00	10 No	1,10,625.00	1,375.00
8	Hard Disk	Hardware	20 No	56,450.00	2,210.00	18 No	70,450.00	1,350.00
9	HCL PIV	Hardware	44 No	1,47,215.00	10,305.00	57 No	3,86,140.00	13,500.00
10	IBM PIV	Hardware	31 No	1,18,700.00	500.00	45 No	8,99,500.00	12,000.00
11	ITEM-A	Hardware	1 No	13,500.00	1,500.00	2 No	7,200.00	1,800.00
12	Keyboard	Hardware	30 No	93,410.00	27,480.00	42 No	39,400.00	4,000.00
13	LCD - Monitor	Hardware	10 No	1,20,000.00	30,000.00	30 No	1,55,741.00	15,000.00
14	Mouse	Hardware	38 No	1,59,050.00	50.00	35 No	18,400.00	1,000.00
15	Pen Drive	Hardware	25 No	37,612.50	137.50	60 No	35,900.00	18,000.00
Total			338 No	16,48,697.50	79,652.50	563 No	22,99,124.00	1,10,687.00

4. Press F12 and configure the required Details to Yes.

1,70,100.00

Configuration

Show Item Alias Name	? No
Show Item Group Name	? No
Show Purchase Quantity	? No
Show Purchase Amount	? Yes
Show Purchase Discount	? Yes
Show Sales Quantity	? No
Show Sales Amount	? Yes
Show Sales Discount	? Yes

16,48,697.50

5. F-12 Configuration wise Report shown below.

Itemwise Purchase & Sales Discount Report					
Group Name : Hardware					
Sr. No.	Item Name	Purchase Amount	Purchase Discount	Sales Amount	Sales Discount
1	Assemble P7	26,910.00	90.00	9,590.00	110.00
2	Assemble P8	45,850.00	1,050.00	81,920.00	6,080.00
3	Assemble PIV	6,37,255.00	345.00	2,09,730.00	10,220.00
4	Calculator	270.00	30.00	98.00	2.00
5	CD Drive	775.00	75.00	9,930.00	1,250.00
6	CPU	1,70,100.00	3,480.00	2,64,500.00	25,000.00
7	Dell Laptop	21,600.00	2,400.00	1,10,625.00	1,375.00
8	Hard Disk	56,450.00	2,210.00	70,450.00	1,350.00
9	HCL PIV	1,47,215.00	10,305.00	3,86,140.00	13,500.00
10	IBM PIV	1,18,700.00	500.00	8,99,500.00	12,000.00
11	ITEM-A	13,500.00	1,500.00	7,200.00	1,800.00
12	Keyboard	93,410.00	27,480.00	39,400.00	4,000.00
13	LCD - Monitor	1,20,000.00	30,000.00	1,55,741.00	15,000.00
14	Mouse	1,59,050.00	50.00	18,400.00	1,000.00
15	Pen Drive	37,612.50	137.50	35,900.00	18,000.00
		16,48,697.50	79,652.50	22,99,124.00	1,10,687.00

FAQ

Which version/release of TallyPrime does the add-on support?

This add-on will work only from Tally Prime Release 1.0 onwards.

How will I get support for this add-on?

For any functional support requirements please do write to us on mail@aaplautomation.com or call us at +91-288-2713956/57/58, +91-9023726215/16, 9099908115, 9825036442.

If I need some enhancements / changes to be incorporated for the add-on, whom should I contact?

Please to write to us on mail@aaplautomation.com with your additional requirements and we will revert to you in 24 hours.

Will new features added be available to us?

We offer one year availability of all support and new features free of cost. After one year, nominal subscription cost will be applicable to you to continue to get free support and updates.

What will happen after one year?

There is no fixed annual charge to be payable mandatory. However if any changes are required in our Add-On to make compatible with New Release of TallyPrime then the modification Charges will be applied.

I am using a multi-site. Can I use the same Add-on for all the sites?

No, one Add-on will work only for 1 site. You need to purchase again if you want to use the same Add-on for more sites.

TDL Management screen shows errors with the Add-on. What do I do?

Check whether the error is because of the Add-on or because of clashes between 2 TDLs (An add-on is also a TDL). In case of clashes, disable one or more TDLs and check which TDL has the error. If the Add-on has a problem, you can report it to us.

My Tally went into educational mode after installing the add-on. What do I do?

Go into **Gateway of Tally** → **Press F1 (Help)** → **TDL & Add-on** → **Press F4** and remove the Add-on from the list and Restart Tally.