




POWER OF SIMPLICITY

Item Wise Discount – 1.1



Alpha Automation Pvt. Ltd.

Head Office

104-The Grand Apurva, Nr. Hotel Fortune Palace,

Nr. Digjam Circle, Airport Road - JAMNAGAR –Gujarat (India)

Phone No. : +91-288-2713956/57/58, 9023726215/16/17, 9099908115, 9825036442

Email : mail@aaplautomation.com

Branch Office

Rajkot : 807-Dhanrajni Complex, Nr. Hotel Imperial Palace, Dr. Yagnik Road, RAJKOT (Gujarat).

Gandhidham : 92-GMA Building, 2nd Floor, Plot No. -297, Sector-12B. GANDHIDHAM (Gujarat)

© 2020 Alpha Automation Pvt. Ltd. All rights reserved.

Tally, Tally 9, Tally9, Tally.ERP, Tally.ERP 9, Shoper, Shoper 9, Shoper POS, Shoper HO, Shoper 9 POS, Shoper 9 HO, TallyDeveloper, Tally.Server 9, Tally Developer, Tally. Developer 9, Tally.NET, Tally Development Environment, TallyPrime, TallyPrimeDeveloper, TallyPrime Server, Tally Extender, Tally Integrator, Tally Integrated Network, Tally Service Partner, TallyAcademy & Power of Simplicity are either registered trademarks or trademarks of Tally Solutions Pvt. Ltd. in India and/or other countries. All other trademarks are properties of their respective owners.

Version: Alpha Automation Pvt. Ltd. / Item Wise Discount /1.1/ Jan.-2022.

Item Wise Discount – 1.1

Introduction

With this Add-On, user can pre define Discount in stock item Master. This discount will be automatically applied to all Stock Items while making Sales Invoice

Benefits

- User can set Discount based on Stock Item in Master. When we define Discount in Stock Group then discount will be applied to all Stock Items in that Group.
- No need to remember Discount Value every time while making Sales Invoice
- User also gets Report of all the Pre-Defined stock item discount in one page.

What's New?

Important!

Take back up of your company data before activating the Add-on.

Once you try/purchase an Add-on, follow the steps below to configure the Add-on and use it.

Installation

1. Copy the TCP file in TallyPrime Folder.
2. Gateway of Tally → F1 (Help) → TDL & Add-on → F4 (Manage Local TDL) → Select Yes in Load TDL on Startup and give the file name of TCP File. After pressing the Enter Key will show TDL Status which should be as Loaded.

System requirements:

No additional hardware / software infrastructure is required for executing and operation this applications module

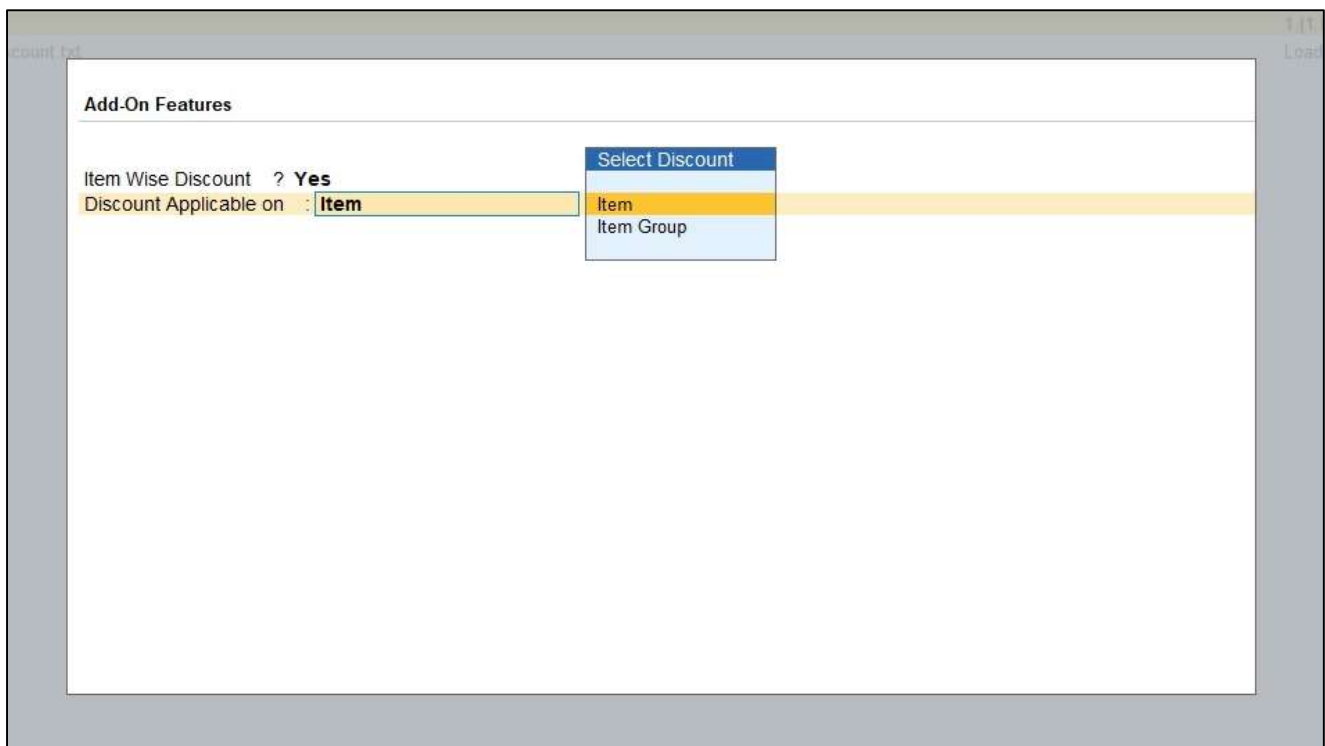
1. Activate the Add-on.

For TallyPrime Release 1.0

Go to **Gateway of Tally** → **F1: Help** → **TDL & Add-On** → **F6: Add-On Features**.
Alternatively, you may press **CTRL + ALT + T** from any menu to open TDL Management report and then press **F6: Add-On Features**

Set “**Yes**” to the option “**Item Wise Discount?**”

Select the option on which you want to apply discount as based on Stock item or based on stock group



Detailed User Guide:

(A) Discount Applicable on Stock Item

1. Navigate through Gateway of Tally → Alter → Stock Item.

Select any Item and Set Discount (%) as Shown Below.

Stock Item Alteration		E System Solutions	
Name : Dell Laptop (alias) :		Part No. :	
Description :			
Under : Hardware		Statutory Details	
Units : No		GST Applicable : ♦ Applicable	
Discount (%) : 15 %		Set/Alter GST Details : No	
Additional Details		Type of Supply : Goods	
Maintain in batches : Yes		Is TCS Applicable : ♦ Undefined	
Track date of manufacturing : No		Rate of Duty (eg 5) :	
Alter standard rates : No			
Opening Balance :	Quantity	Rate per	Value

2. Navigate through Vouchers → Prepare Voucher.

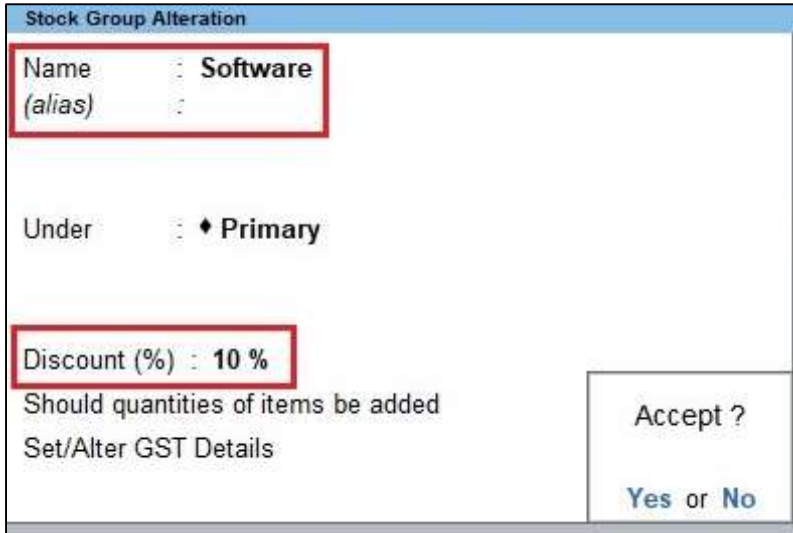
Enter any sales bill. Item Wise Discount will come automatically from Item Master as Shown Below.

Item Allocations for : Dell Laptop						
Godown	Batch/Lot No.	Quantity	Rate per	Disc %	Amount	
Tracking No. : So-145		Order No. : ♦ Not Applicable				
Jamnagar	102	5 No	15,000.00	No 15 %	63,750.00	
5 No					63,750.00	

(B) Discount Applicable on Stock Group

1. Navigate through Gateway of Tally → Alter → Stock group.

Select any Stock group and Set Discount (%) as Shown Below.



Stock Group Alteration

Name : Software
(alias) :

Under : ♦ Primary

Discount (%) : 10 %

Should quantities of items be added
Set/Alter GST Details

Accept ?
Yes or No

2. Stock Item as Shown Below.

Stock Item Alteration		E System Solutions	
Name (alias)	: Ammy Admin	Part No.	:
Description :			
Under	: Software	Statutory Details	
Units	: No	GST Applicable	: ♦ Applicable
Discount (%)	:	Set/Alter GST Details	: No
Additional Details		Type of Supply	: Goods
Maintain in batches	: No	Is TCS Applicable	: ♦ Undefined
Alter standard rates	: No	Rate of Duty (eg 5)	:
Opening Balance		Quantity	Rate per Value

3. Navigate through Vouchers → Prepare Voucher.

Enter any sales bill. Stock Group Wise Discount will come automatically from Stock Group Master as Shown Below.

Item Allocations for : Ammy Admin					
Godown	Quantity	Rate	per	Disc %	Amount
<i>Tracking No. : ♦ Not Applicable Order No. : ♦ Not Applicable</i>					
Rajkot	10 No	4,500.00	No	10 %	40,500.00
10 No					40,500.00

(C) Pre-Defined stock item discount

**1. Gateway of tally → display more Report → Inventory books →
Stock item discount report**

Stok Item Master Report				
E System Solutions				
Discount Stock Item Master Report				
Group Name : Hardware				
Item Name	Disc %	Group	Category	Units
Ammy Admin	12 %	Software	Physical Components	No
Any Desk	13 %	Software	Virtual Components	No
Assemble P7	14 %	Hardware	Physical Components	No
Assemble P8	15 %	Software	Physical Components	No
Assemble PIV	34 %	Software	Virtual Components	No
CD Drive		Hardware	Physical Components	No
CPU		Hardware	Physical Components	No
F		Software		◆ Not Applicable
H		Hardware		No
Hard Disk		Hardware	Physical Components	No
HP		Hardware		No
Keyboard		Hardware	Physical Components	No
LCD - Monitor		Hardware	Physical Components	No
Microsoft Office		Software	Virtual Components	No
Mouse		Hardware	Physical Components	No
Pen Drive		Software	Physical Components	No
Quick Heal Anti Virus		Software	Virtual Components	No

FAQ

Which version/release of TallyPrime does the add-on support?

This add-on will work only from TallyPrime Release 1.0 onwards.

How will I get support for this add-on?

For any functional support requirements please do write to us on mail@aaplautomation.com or call us at +91-288-2713956/57/58, +91-9023726215/16/17, 9099908115, 9825036442.

If I need some enhancements / changes to be incorporated for the add-on, whom should I contact?

Please to write to us on mail@aaplautomation.com with your additional requirements and we will revert to you in 24 hours.

Will new features added be available to us?

We offer one year availability of all support and new features free of cost. After one year, nominal subscription cost will be applicable to you to continue to get free support and updates.

What will happen after one year?

There is no fixed annual charge to be payable mandatory. However if any changes are required in our Add-On to make compatible with New Release of TallyPrime then the modification Charges will be applied.

I am using a multi-site. Can I use the same Add-on for all the sites?

No, one Add-on will work only for 1 site. You need to purchase again if you want to use the same Add-on for more sites.

TDL Management screen shows errors with the Add-on. What do I do?

Check whether the error is because of the Add-on or because of clashes between 2 TDLs (An add-on is also a TDL). In case of clashes, disable one or more TDLs and check which TDL has the error. If the Add-on has a problem, you can report it to us.

My Tally went into educational mode after installing the add-on. What do I do?

Go into **Gateway of Tally** → **Press F1 (Help)** → **TDL & Add-on** → **Press F4** and remove the Add-on from the list and Restart Tally.