




**POWER OF SIMPLICITY**

**Print Discount in Amount in Invoice - 1.0**



**Alpha Automation Pvt. Ltd.**

Head Office

104-The Grand Apurva, Nr. Hotel Fortune Palace,

Nr. Digjam Circle, Airport Road - JAMNAGAR –Gujarat (India)

Phone No. : +91-288-2713956/57/58, 9023726215/16/17, 9099908115, 9825036442

Email : mail@aaplautomation.com

**Branch Office**

**Rajkot** : 807-Dhanrajni Complex, Nr. Hotel Imperial Palace, Dr. Yagnik Road, RAJKOT (Gujarat).

**Gandhidham** : 92-GMA Building, 2nd Floor, Plot No. -297, Sector-12B. GANDHIDHAM (Gujarat)

© 2020 Alpha Automation Pvt. Ltd. All rights reserved.

Tally, Tally 9, Tally9, Tally.ERP, Tally.ERP 9, Shoper, Shoper 9, Shoper POS, Shoper HO, Shoper 9 POS, Shoper 9 HO, TallyDeveloper, Tally.Server 9, Tally Developer, Tally. Developer 9, Tally.NET, Tally Development Environment, TallyPrime, TallyPrimeDeveloper, TallyPrime Server, Tally Extender, Tally Integrator, Tally Integrated Network, Tally Service Partner, TallyAcademy & Power of Simplicity are either registered trademarks or trademarks of Tally Solutions Pvt. Ltd. in India and/or other countries. All other trademarks are properties of their respective owners.

**Version:** Alpha Automation Pvt. Ltd. / Print Discount in Amount in Invoice – 1.0 / July -2022.

## Print Discount in Amount in Invoice - 1.0

### **Introduction**

By Default tally allows to give discount by percentage but does not allow to display discount in amount. This Module facilitates a user to display discount in amount along with discount by percentage in Invoice. This add-on works on sales/purchase voucher, credit note, debit note, delivery note, sales order and purchase order.

### **Benefits**

- This add on display discounted amount along with discount percentage in invoice.
- Easy to know exact discounted amount for particular item in invoice.

### **What's New?**

- Compatible with TallyPrime

#### **Important!**

Take back up of your company data before activating the Add-on.

Once you try/purchase an Add-on, follow the steps below to configure the Add-on and use it.

### **Installation**

1. Copy the TCP file in TallyPrime Folder.
2. Gateway of Tally → F1 (Help) → TDL & Add-on → F4 (Manage Local TDL) → Select Yes in Load TDL on Startup and give the file name of TCP File. After pressing the Enter Key will show TDL Status which should be as Loaded.

### **System requirements:**

No additional hardware / software infrastructure is required for executing and operation this applications module

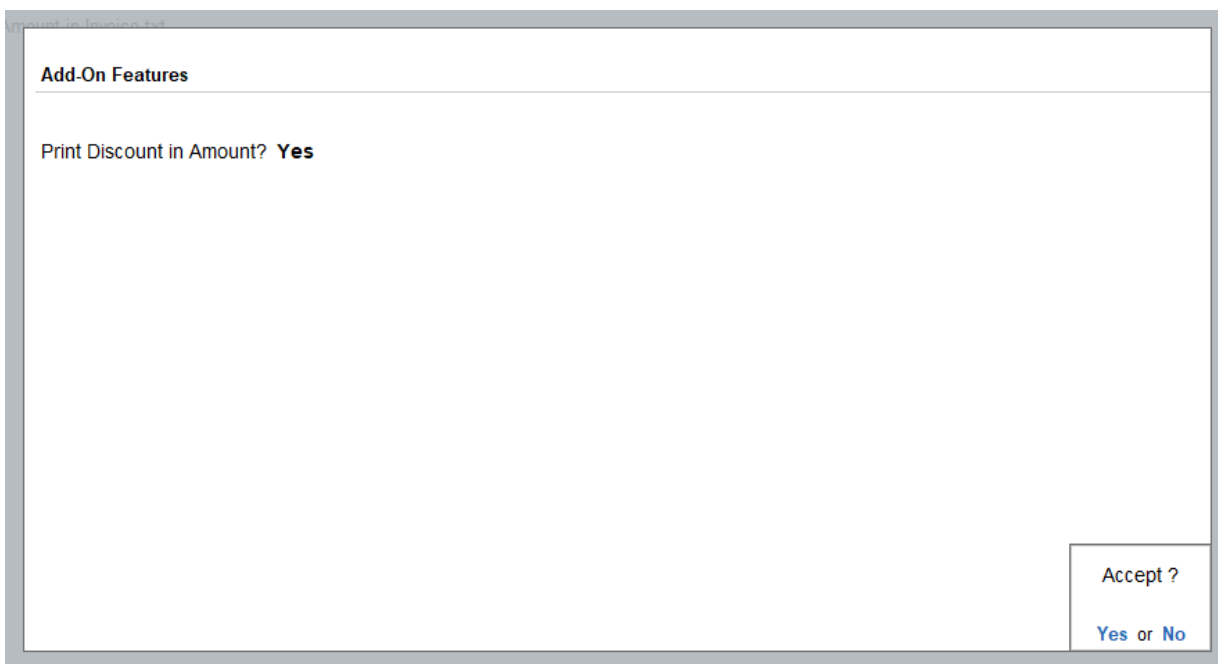
### 1. Activate the Add-on.

For TallyPrime Release 1.0

Go to **Gateway of Tally** → **F1: Help** → **TDL & Add-On** → **F6: Add-On Features**. Alternatively, you may press **CTRL + ALT + T** from any menu to open TDL Management report and then press

#### **F6: Add-On Features**

Set **“Yes”** to the option **“Print Discount in Amount?”**



## Detailed User Guide:

### 2. Go to gateway of tally → alter → voucher type → select any voucher (sales)

- Set as “yes” print discount in amount?

Voucher Type Alteration		E System Solution		
English	:			
Name	:	Sales		
General		Printing		Name of Class
Select type of voucher	:	Sales	Print voucher after saving	
Abbreviation	:	Sale	Print Discount in Amount	? <input type="text" value="Yes"/>
Activate this Voucher Type	:	Yes	Use for POS invoicing	: No
Method of voucher numbering	:	Manual	Default title to print	: Tax Invoice
Prevent duplicates	:	No	Default bank	: State Bank of India-123
Use effective dates for vouchers	:	No	Default jurisdiction	:
Allow zero-valued transactions	:	No	Set/alter declaration	: No
Make this voucher type as 'Optional' by default	:	No		
Allow narration in voucher	:	Yes		
Provide narrations for each ledger in voucher	:	No		
Enable default accounting allocations	:	No		

**3. Go to Gateway of Tally → Vouchers → Make a Sales bill and enter the Discount percentage**

Item Allocations for : <b>Microsoft Office</b>						
Godown	Quantity	Rate	per	Disc %	Amount	
<i>Tracking No. : ♦ Not Applicable Order No.: ♦ Not Applicable</i>						
Jamnagar	3 No	17,200.00	No	5 %	49,020.00	

Item Allocations for : <b>Quick Heal Anti Virus</b>						
Godown	Quantity	Rate	per	Disc %	Amount	
<i>Tracking No. : ♦ Not Applicable Order No.: ♦ Not Applicable</i>						
Jamnagar	2 No	15,000.00	No	4 %	28,800.00	

#### 4. Voucher will show as below.

TallyPrime <small>MANAGE</small>				
GOLD		K: Company	Y: Data	Z: Exchange
Accounting Voucher Alteration (Secondary)		G: Go To		O: Import E: Export M: E-mail P: Print
<b>Sales</b>	No. 1			1-Apr-22 Friday
Party A/c name : Alpha Automation Pvt. Ltd.				
Current balance : 31,828.40 Cr				
Sales ledger : Sales Acc				
Current balance : 1,03,860.00 Cr				
Name of Item	Quantity	Rate	per Disc %	Amount
Microsoft Office	3 No	17,200.00	No 5 %	49,020.00
Quick Heal Anti Virus	2 No	15,000.00	No 4 %	28,800.00
				77,820.00
CGST				7,003.80
SGST				7,003.80
Provide GST/e-Way Bill/e-Invoice details: No				
Narration:				5 No <b>91,827.60</b>

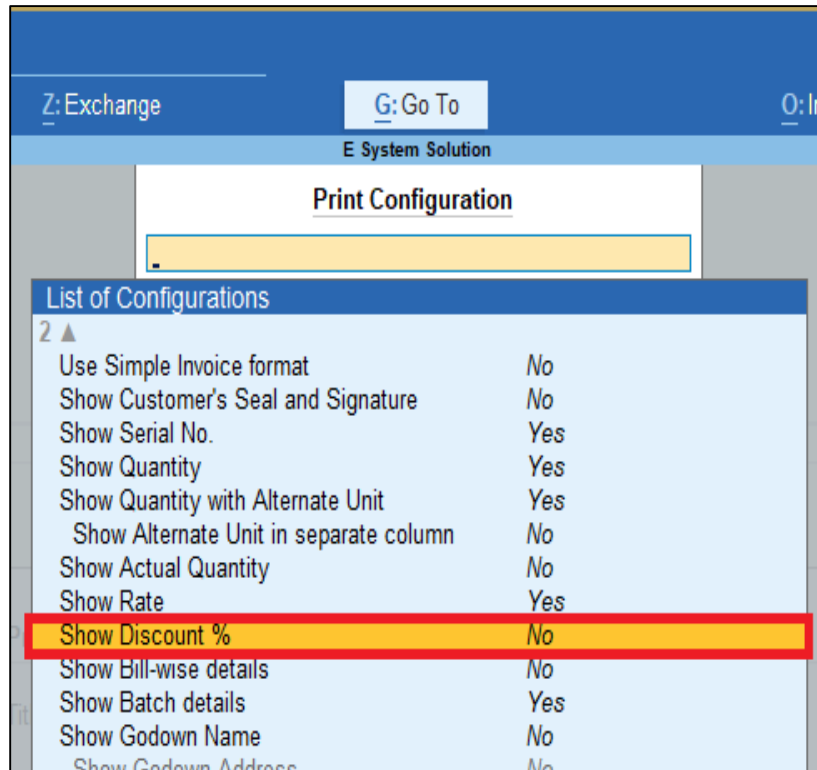
**5. Discount percentage with discount in Amount will be Printed in Invoice as Shown Below:**

TallyPrime <b>GOLD</b>		MANAGE		K: Company		Y: Data		Z: Exchange		G: Go To		
Jamnagar GSTIN/UIN : 27AAEUY2234L1ZF State Name : Gujarat, Code : 24						Dispatched through		Destination				
Buyer (Bill to) <b>Alpha Automation Pvt. Ltd.</b> 104, the Grand Apurva Building, Nr.: Digjam Circle Jamnagar GSTIN/UIN : 27AAEUY2234L1ZF State Name : Gujarat, Code : 24						Terms of Delivery						
Sl No.	Description of Goods	Quantity	Rate	per	Disc. %	D Amt	Amount					
1	Microsoft Office	3 No	17,200.00	No	5 %	2,580	49,020.00					
2	Quick Heal Anti Virus	2 No	15,000.00	No	4 %	1,200	28,800.00					
							77,820.00					
							CGST	7,003.80				
							SGST	7,003.80				
Total		5 No				3,780	<b>₹ 91,827.60</b>					
Amount Chargeable (in words)										E. & O.E		
<b>INR Ninety One Thousand Eight Hundred Twenty Seven and Sixty paise Only</b>												
Taxable Value		Central Tax		State Tax		Total						
		Rate	Amount	Rate	Amount	Tax Amount						
77,820.00		9%	7,003.80	9%	7,003.80	14,007.60						
<b>Total:</b>		<b>77,820.00</b>	<b>7,003.80</b>		<b>7,003.80</b>	<b>14,007.60</b>						



**6. If you want to print only discount amount in invoice also, press ALT+P → Configuration**

- Disable show discount % in print configuration



**7. Print invoice after disable show discount %, discount in amount is print in invoice as shown as below.**

TallyPrime		MANAGE		G: Go To		
GOLD		K: Company	Y: Data	Z: Exchange		
Buyer (Bill to) <b>Alpha Automation Pvt. Ltd.</b> 104, the Grand Apurva Building, Nr.: Digjam Circle Jamnagar GSTIN/UIN : 27AAEUY2234L1ZF State Name : Gujarat, Code : 24						
Sl No.	Description of Goods	Quantity	Rate	per	DAmt	Amount
1	Microsoft Office	3 No	17,200.00	No	2,580	49,020.00
2	Quick Heal Anti Virus	2 No	15,000.00	No	1,200	28,800.00
						77,820.00
CGST						7,003.80
SGST						7,003.80
Total		5 No			3,780	₹ 91,827.60
Amount Chargeable (in words) <span style="float: right;">E. &amp; O.E</span>						
<b>INR Ninety One Thous and Eight Hundred Twenty Seven and Sixty paise Only</b>						
		Taxable Value		Central Tax		Total
		Rate	Amount	Rate	Amount	Tax Amount
		77,820.00	9%	7,003.80	9%	7,003.80
Total:		77,820.00		7,003.80		14,007.60
Tax Amount (in words) : <b>INR Fourteen Thous and Seven and Sixty paise Only</b>						

## FAQ

### **Which version/release of TallyPrime does the add-on support?**

This add-on will work only from TallyPrime Release 1.0 onwards.

### **How will I get support for this add-on?**

For any functional support requirements please do write to us on [mail@aaplautomation.com](mailto:mail@aaplautomation.com) or call us at +91-288-2713956/57/58, +91-9023726215/16/17, 9099908115, 9825036442.

### **If I need some enhancements / changes to be incorporated for the add-on, whom should I contact?**

Please to write to us on [mail@aaplautomation.com](mailto:mail@aaplautomation.com) with your additional requirements and we will revert to you in 24 hours.

### **Will new features added be available to us?**

We offer one year availability of all support and new features free of cost. After one year, nominal subscription cost will be applicable to you to continue to get free support and updates.

### **What will happen after one year?**

There is no fixed annual charge to be payable mandatory. However if any changes are required in our Add-On to make compatible with New Release of TallyPrime then the modification Charges will be applied.

### **I am using a multi-site. Can I use the same Add-on for all the sites?**

No, one Add-on will work only for 1 site. You need to purchase again if you want to use the same Add-on for more sites.

### **TDL Management screen shows errors with the Add-on. What do I do?**

Check whether the error is because of the Add-on or because of clashes between 2 TDLs (An add-on is also a TDL). In case of clashes, disable one or more TDLs and check which TDL has the error. If the Add-on has a problem, you can report it to us.

**My Tally went into educational mode after installing the add-on. What do I do?**

Go into **Gateway of Tally** → **Press F1 (Help)** → **TDL & Add-on** → **Press F4** and remove the Add-on from the list and Restart Tally.