




POWER OF SIMPLICITY

Update Contact Details of Multiple Ledgers from Single Screen – 1.0



Alpha Automation Pvt. Ltd.

Head Office

104-The Grand Apurva, Nr. Hotel Fortune Palace,

Nr. Digjam Circle, Airport Road - JAMNAGAR –Gujarat (India)

Phone No. : +91-288-2713956/57/58, 9023726215/16/17, 9099908115, 9825036442

Email : mail@aaplautomation.com

Branch Office

Rajkot : 807-Dhanrajni Complex, Nr. Hotel Imperial Palace, Dr. Yagnik Road, RAJKOT (Gujarat).

Gandhidham : 92-GMA Building, 2nd Floor, Plot No. -297, Sector-12B. GANDHIDHAM (Gujarat)

© 2020 Alpha Automation Pvt. Ltd. All rights reserved.

Tally, Tally 9, Tally9, Tally.ERP, Tally.ERP 9, Shoper, Shoper 9, Shoper POS, Shoper HO, Shoper 9 POS, Shoper 9 HO, TallyDeveloper, Tally.Server 9, Tally Developer, Tally. Developer 9, Tally.NET, Tally Development Environment, TallyPrime, TallyPrimeDeveloper, TallyPrime Server, Tally Extender, Tally Integrator, Tally Integrated Network, Tally Service Partner, TallyAcademy & Power of Simplicity are either registered trademarks or trademarks of Tally Solutions Pvt. Ltd. in India and/or other countries. All other trademarks are properties of their respective owners.

Version: Alpha Automation Pvt. Ltd / Update Contact Details of Multiple Ledgers from Single Screen / 1.0 / July -2022

Update Contact Details of Multiple Ledgers From Single Screen. 1.0

Page 2

Update Contact Details of Multiple Ledgers from Single Screen – 1.0

Introduction

This add-on will provide user to update the ledger contact details of a specific group for better and easy access to them. User can update or see contact details of ledger from one single screen. No need to go in every ledger alteration screen to enter or update contact details of particular ledger.

Benefits

- Contact details can be updated from single screen hence saves time of Updating.
- Easy to maintain contact details of ledgers

What's New?

- Combatable With Tally Prime

Important!

Take back up of your company data before activating the Add-on.

Once you try/purchase an Add-on, follow the steps below to configure the Add-on and use it.

Installation

1. Copy the TCP file in TallyPrime Folder.
2. Gateway of Tally → F1 (Help) → TDL & Add-on → F4 (Manage Local TDL) → Select Yes in Load TDL on Startup and give the file name of TCP File. After pressing the Enter Key will show TDL Status which should be as Loaded.

System requirements:

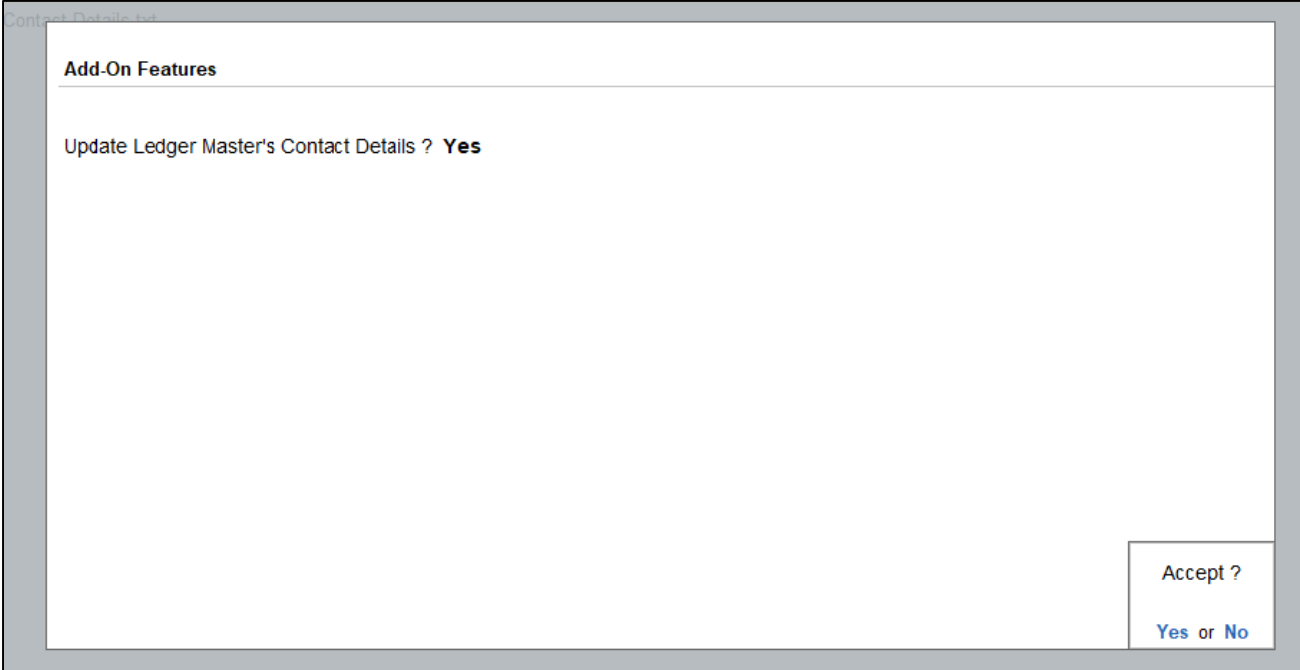
No additional hardware / software infrastructure is required for executing and operation this applications module.

1. Activate the Add-on.

For TallyPrime Release 1.0

Go to **Gateway of Tally** → **F1: Help** → **TDL & Add-On** → **F6: Add-On Features**. Alternatively, you may press **CTRL + ALT + T** from any menu to open TDL Management report and then press **F6: Add-On Features**

Set “Yes” to the option “Update Ledger Master’s Contact Details?”



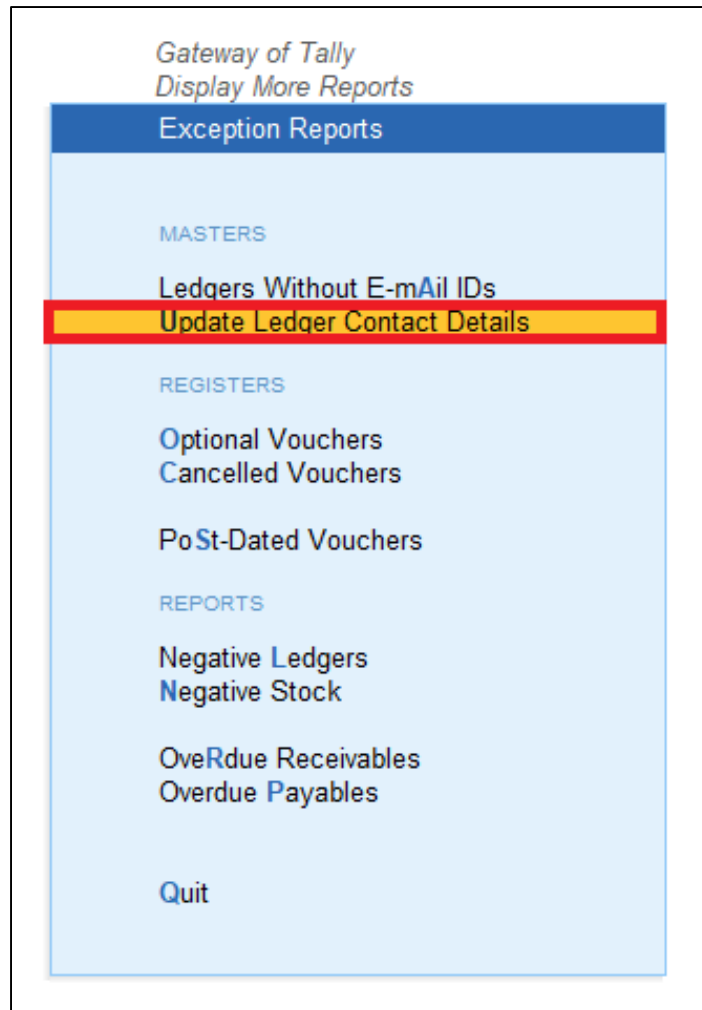
Contact Details.txt

Add-On Features

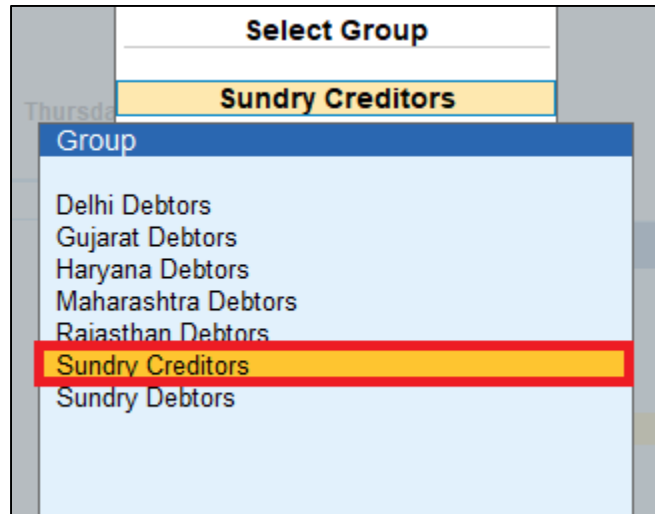
Update Ledger Master's Contact Details ? **Yes**

Accept ?
Yes or No

2. Go to Gateway of Tally → Display → Exception Reports → Update Ledger Contact Details

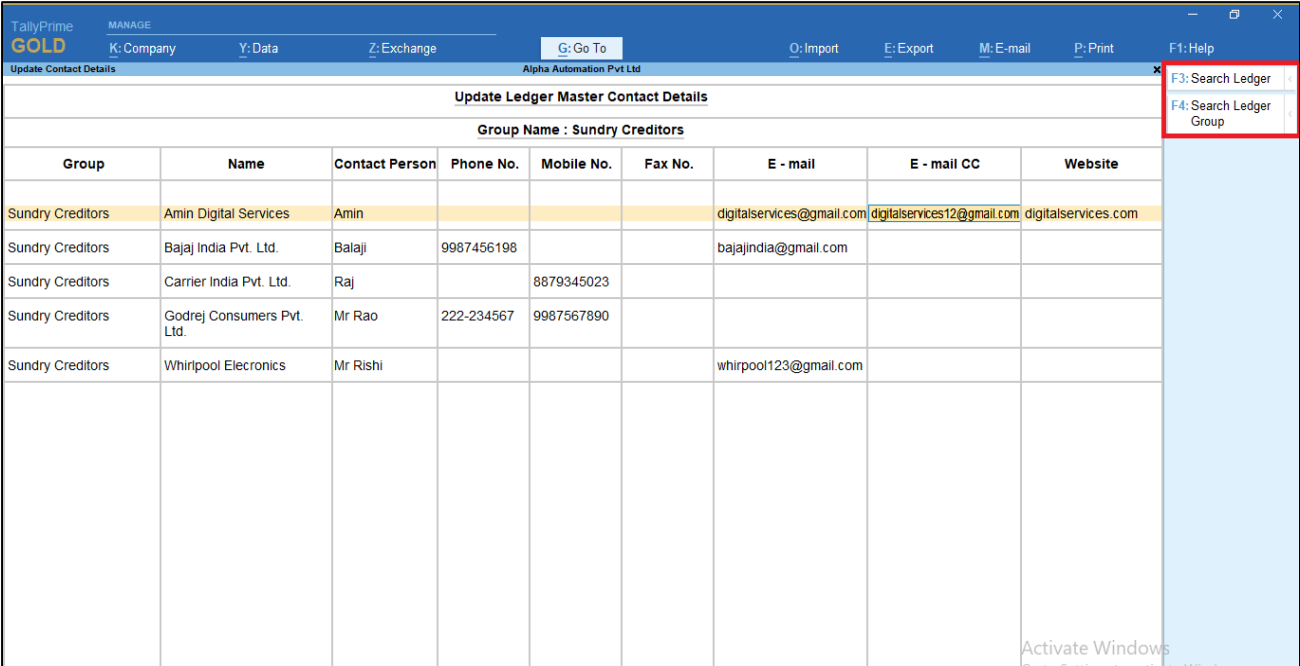


3. Select group name to update the contact details of particular group of ledgers



4. Report of ledger with contact details will display as shown below.

- If you want to search ledger group or ledger directly from this report Click button search ledger or search ledger group as shown below.



| Update Ledger Master Contact Details | | | | | | | | |
|--------------------------------------|----------------------------|----------------|------------|------------|---------|---------------------------|-----------------------------|---------------------|
| Group Name : Sundry Creditors | | | | | | | | |
| Group | Name | Contact Person | Phone No. | Mobile No. | Fax No. | E - mail | E - mail CC | Website |
| Sundry Creditors | Amin Digital Services | Amin | | | | digitalservices@gmail.com | digitalservices12@gmail.com | digitalservices.com |
| Sundry Creditors | Bajaj India Pvt. Ltd. | Balaji | 9987456198 | | | bajajindia@gmail.com | | |
| Sundry Creditors | Carrier India Pvt. Ltd. | Raj | | 8879345023 | | | | |
| Sundry Creditors | Godrej Consumers Pvt. Ltd. | Mr Rao | 222-234567 | 9987567890 | | | | |
| Sundry Creditors | Whirlpool Electronics | Mr Rishi | | | | whirlpool123@gmail.com | | |

5. You can update contact details of particular ledger, the updated report will be shown as below.

| Update Ledger Master Contact Details | | | | | | | | |
|--------------------------------------|----------------------------|----------------|------------|------------|---------|---------------------------|-----------------------------|------------------------|
| Group Name : Sundry Creditors | | | | | | | | |
| Group | Name | Contact Person | Phone No. | Mobile No. | Fax No. | E - mail | E - mail CC | Website |
| Sundry Creditors | Amin Digital Services | Amin | | 887567123 | | digitalservices@gmail.com | digitalservices12@gmail.com | digitalservices.com |
| Sundry Creditors | Bajaj India Pvt. Ltd. | Balaji | 9987456198 | | | bajajindia@gmail.com | | balajipvtltd.com |
| Sundry Creditors | Carrier India Pvt. Ltd. | Raj | | 8879345023 | | carrier12@gmail.com | | |
| Sundry Creditors | Godrej Consumers Pvt. Ltd. | Mr Rao | 222-234567 | 9987567890 | | | | |
| Sundry Creditors | Whirlpool Electronics | Mr Rishi | | 9987678567 | | whirpool123@gmail.com | | whirpooelectronics.com |

6. If you want to see the contact details is updated or not **go to gateway of tally → alter → ledger → open ledger → more details → contact details** → the contact details is updated as shown below.

| <u>Contact Details</u> | |
|------------------------|-------------------------------|
| Contact person | : Amin |
| Phone no. | : |
| Mobile no. | : 887567123 |
| Fax no. | : |
| E-mail | : digitalservices@gmail.com |
| CC to (if any) | : digitalservices12@gmail.com |
| Website | : digitalservices.com |

Registration type : Regular

FAQ

Which version/release of TallyPrime does the add-on support?

This add-on will work only from TallyPrime Release 1.0 onwards.

How will I get support for this add-on?

For any functional support requirements please do write to us on mail@aaplautomation.com or call us at +91-288-2713956/57/58, +91-9023726215/16, 9099908115, 9825036442.

If I need some enhancements / changes to be incorporated for the add-on, whom should I contact?

Please to write to us on mail@aaplautomation.com with your additional requirements and we will revert to you in 24 hours.

Will new features added be available to us?

We offer one year availability of all support and new features free of cost. After one year, nominal subscription cost will be applicable to you to continue to get free support and updates.

What will happen after one year?

There is no fixed annual charge to be payable mandatory. However if any changes are required in our Add-On to make compatible with New Release of TallyPrime then the modification Charges will be applied.

I am using a multi-site. Can I use the same Add-on for all the sites?

No, one Add-on will work only for 1 site. You need to purchase again if you want to use the same Add-on for more sites.

TDL Management screen shows errors with the Add-on. What do I do?

Check whether the error is because of the Add-on or because of clashes between 2 TDLs (An add-on is also a TDL). In case of clashes, disable one or more TDLs and check which TDL has the error. If the Add-on has a problem, you can report it to us.

My Tally went into educational mode after installing the add-on. What do I do?

Go into **Gateway of Tally** → **Press F1 (Help)** → **TDL & Add-on** → **Press F4** and remove the Add-on from the list and Restart Tally.