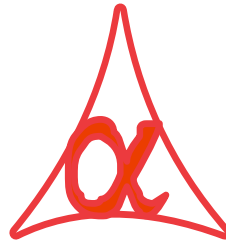




POWER OF SIMPLICITY

Party wise Month wise Sales & Purchase
Report– 1.0



Alpha Automation Pvt. Ltd.

Head Office

104-The Grand Apurva, Nr. Hotel Fortune Palace,

Nr. Digjam Circle, Airport Road - JAMNAGAR –Gujarat (India)

Phone No. : +91-288-2713956/57/58, 9023726215/16/17, 9099908115, 9825036442

Email : mail@aaplautomation.com

Branch Office

Rajkot : 807-Dhanrajni Complex, Nr. Hotel Imperial Palace, Dr. Yagnik Road, RAJKOT (Gujarat).

Gandhidham : 92-GMA Building, 2nd Floor, Plot No. -297, Sector-12GANDHIDHAM (Gujarat)

© 2020 Alpha Automation Pvt. Ltd. All rights reserved.

Tally, Tally 9, Tally9, Tally.ERP, Tally.ERP 9, Shoper, Shoper 9, Shoper POS, Shoper HO, Shoper 9 POS, Shoper 9 HO, TallyDeveloper, Tally.Server 9, Tally Developer, Tally. Developer 9, Tally.NET, Tally Development Environment, TallyPrime, TallyPrimeDeveloper, TallyPrime Server, Tally Extender, Tally Integrator, Tally Integrated Network, Tally Service Partner, TallyAcademy & Power of Simplicity are either registered trademarks or trademarks of Tally Solutions Pvt. Ltd. in India and/or other countries. All other trademarks are properties of their respective owners.

Version: Alpha Automation Pvt. Ltd. / Party wise Month wise Sales Purchase Report/1.0/ july-2022

Party wise Month wise Sales / Purchase

Report– 1.0

Introduction

This Add-on generates Party wise month wise sales & Purchase Report. Users get total Gross as well as Net Amount in sales & purchase reports.

Benefits

- User gets party wise month wise sales and purchase report.
- Easy to know monthly sales and purchase of particular party in Single Report and helps in identifying up and downs of Transactions of that Party in any month.

What's New?

- Compatible with Tally Prime

Important!

Take back up of your company data before activating the Add-on.

Once you try/purchase an Add-on, follow the steps below to configure the Add-on and use it.

Installation

1. Copy the TCP file in TallyPrime Folder.
2. Gateway of Tally → F1 (Help) → TDL & Add-on → F4 (Manage Local TDL) → Select Yes in Load TDL on Startup and give the file name of TCP File. After pressing the Enter Key will show TDL Status which should be as Loaded.

System requirements:

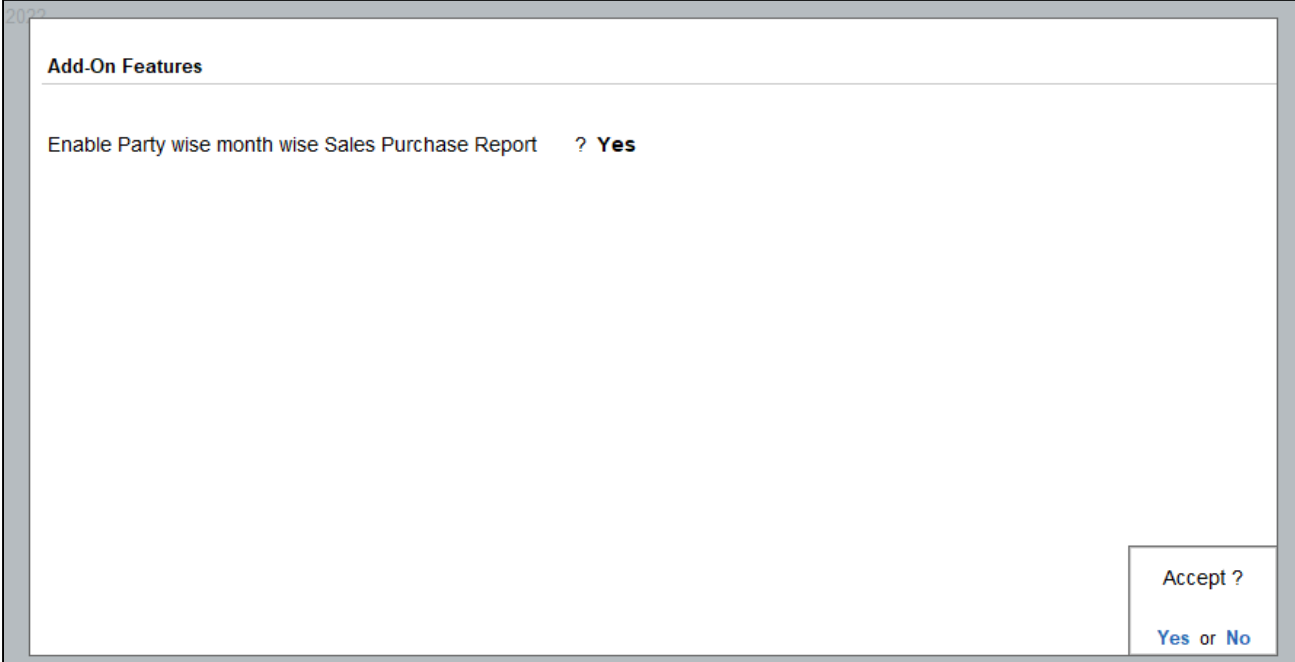
No additional hardware / software infrastructure is required for executing and operation this applications module

1. Activate the Add-on.

For TallyPrime Release 1.0

Go to **Gateway of Tally** → **F1: Help** → **TDL & Add-On** → **F6: Add-On Features**. Alternatively, you may press **CTRL + ALT + T** from any menu to open TDL Management report and then press **F6: Add-On Features**

Set “**Yes**” to the option “**Print Party wise Month Wise Sales Purchase Report?**”



2022

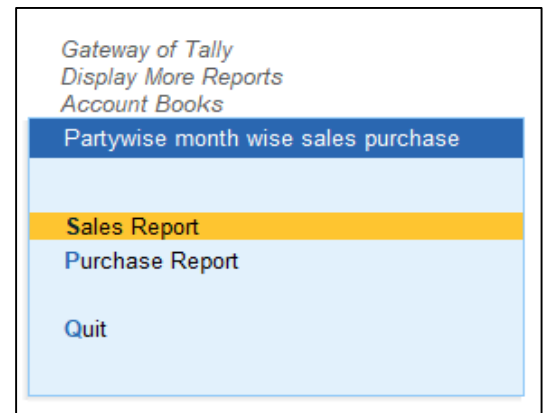

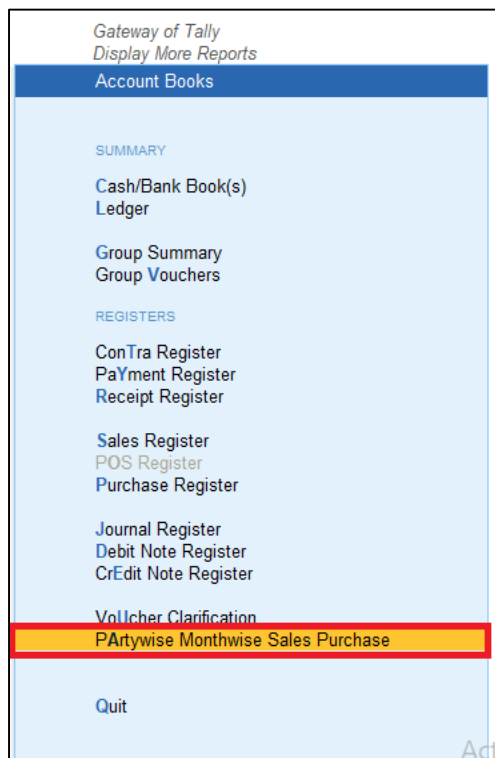
Add-On Features

Enable Party wise month wise Sales Purchase Report ? **Yes**

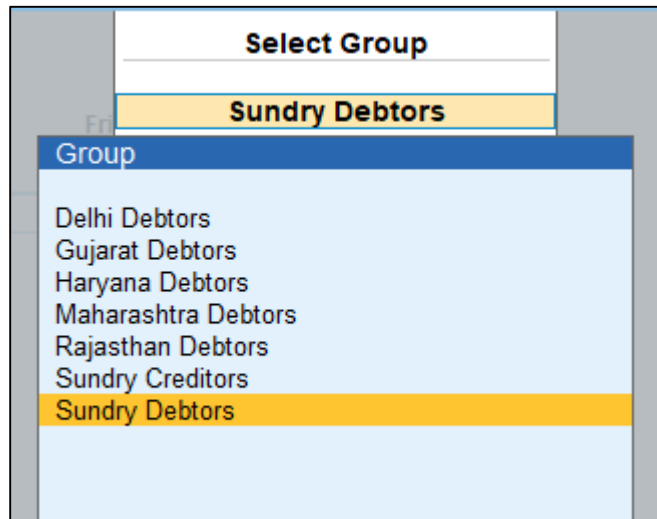
Accept ?
Yes or No

Detailed User Guide:

1. Go to Gateway of Tally → Display More Reports → Account Books → Party wise Month wise Sales Purchase → sales report



2. Select a Group as Shown below:



3. Party wise Month wise Sales Report as Shown Below:

Party Name		Party Group	Apr-2022	May-2022	Jun-2022	Jul-2022	Total
Delta Electronics		Rajasthan Debtors	19,500.00	7,200.00	21,51,000.00	19,500.00	21,97,200.00
Ganesh Traders		Gujarat Debtors	19,500.00	19,500.00	2,34,100.00	12,500.00	2,85,600.00
Harsh Electronics		Maharashtra Debtors	25,000.00	40,000.00	4,25,500.00	6,500.00	4,97,000.00
Kesari Digital Services		Maharashtra Debtors	28,800.00	32,500.00	17,700.00	12,500.00	91,500.00
Kiran Television		Gujarat Debtors	58,500.00	19,500.00	45,38,400.00	60,000.00	46,76,400.00
Kishor Digital Systems		Maharashtra Debtors	40,000.00	19,500.00	2,95,000.00	19,500.00	3,74,000.00
Total			1,91,300.00	1,38,200.00	76,61,700.00	1,30,500.00	81,21,700.00

4. Search Party wise Button (F3) Report is shown below.

Group Name : Sundry Debtors		
Party Group	Apr-2022	May-2022
Maharashtra Debtors	25,000.00	40,000.00

List of Ledgers

- ◆ Not Applicable
- Amin Digital Services
- Bajaj India Pvt. Ltd.
- Carrier India Pvt. Ltd.
- Cash
- CGST
- Cosdec Systems
- Delta Electronics
- Ganesh Traders
- Global Traders
- Godrej Consumers Pvt. Ltd.
- Harsh Electronics**
- Havells India Pvt. Ltd.
- HDFC Bank
- ICICI Bank
- IGST
- Kesari Digital Services
- Keshav Electronics
- Kiran Television
- Kishor Digital Systems
- LG Electronics
- Manish Electronics
- Maruti Digital Store
- MI India Pvt. Ltd.
- Milap Tradelink
- Oswal Digital Systems
- Power Electronics
- Profit & Loss A/c
- Prompt Digital Systems
- Purchase
- Raj
- Round Off
- Sales
- Samsung Electronics
- SGST

Partywise Monthwise Sales Report						
Group Name : Sundry Debtors						1-Apr-22 to 31-Mar-23
Party Name	Party Group	Apr-2022	May-2022	Jun-2022	Jul-2022	Total
Harsh Electronics	Maharashtra Debtors	25,000.00	40,000.00	4,25,500.00	6,500.00	4,97,000.00
Total		25,000.00	40,000.00	4,25,500.00	6,500.00	4,97,000.00

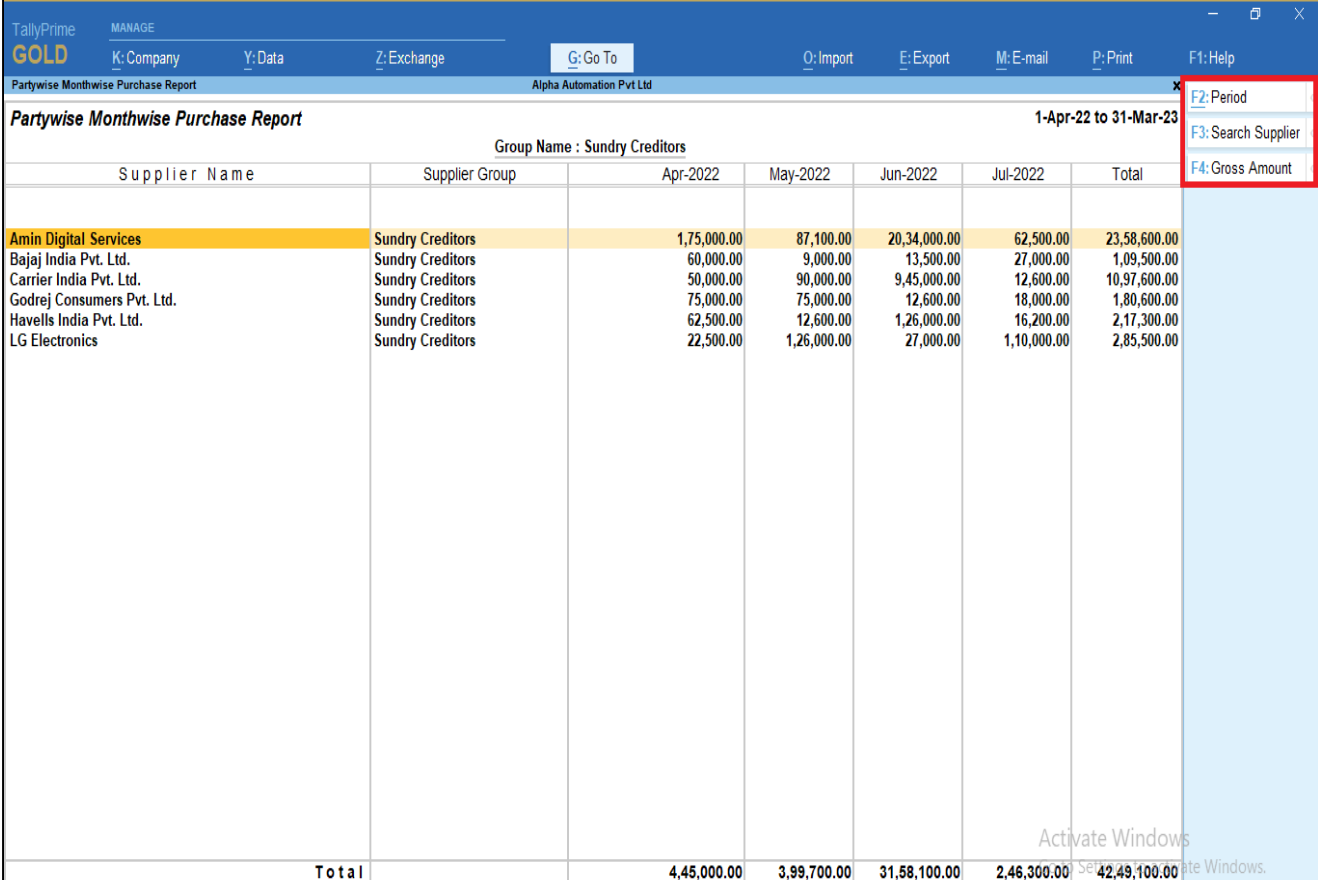
5. Show Gross Amount Button OR Net Amount (F4) will Generate Report as below

Partywise Monthwise Sales Report							1-Apr-22 to 31-Mar-23
Group Name : Sundry Debtors							
Party Name	Party Group	Apr-2022	May-2022	Jun-2022	Jul-2022	Total	
Delta Electronics	Rajasthan Debtors	23,010.00	8,496.00	25,38,180.00	23,010.00	25,92,696.00	
Ganesh Traders	Gujarat Debtors	23,010.00	23,010.00	2,76,238.00	14,750.00	3,37,008.00	
Harsh Electronics	Maharashtra Debtors	29,500.00	47,200.00	5,02,090.00	7,670.00	5,86,460.00	
Kesari Digital Services	Maharashtra Debtors	33,984.00	38,350.00	20,886.00	14,750.00	1,07,970.00	
Kiran Television	Gujarat Debtors	69,030.00	23,010.00	53,55,312.00	70,800.00	55,18,152.00	
Kishor Digital Systems	Maharashtra Debtors	47,200.00	23,010.00	3,48,100.00	23,010.00	4,41,320.00	
Total		2,25,734.00	1,63,076.00	90,40,806.00	1,53,990.00	95,83,606.00	

6. Purchase report:

Party wise Month Wise Purchase Report is shown below.

- You can see reports by supplier name and by gross amount or net amount same as above sales report.



Partywise Monthwise Purchase Report 1-Apr-22 to 31-Mar-23

Group Name : Sundry Creditors

Supplier Name	Supplier Group	Apr-2022	May-2022	Jun-2022	Jul-2022	Total
Amin Digital Services	Sundry Creditors	1,75,000.00	87,100.00	20,34,000.00	62,500.00	23,58,600.00
Bajaj India Pvt. Ltd.	Sundry Creditors	60,000.00	9,000.00	13,500.00	27,000.00	1,09,500.00
Carrier India Pvt. Ltd.	Sundry Creditors	50,000.00	90,000.00	9,45,000.00	12,600.00	10,97,600.00
Godrej Consumers Pvt. Ltd.	Sundry Creditors	75,000.00	75,000.00	12,600.00	18,000.00	1,80,600.00
Havells India Pvt. Ltd.	Sundry Creditors	62,500.00	12,600.00	1,26,000.00	16,200.00	2,17,300.00
LG Electronics	Sundry Creditors	22,500.00	1,26,000.00	27,000.00	1,10,000.00	2,85,500.00
Total		4,45,000.00	3,99,700.00	31,58,100.00	2,46,300.00	42,49,100.00

FAQ

Which version/release of TallyPrime does the add-on support?

This add-on will work only from Tally Prime Release 1.0 onwards.

How will I get support for this add-on?

For any functional support requirements please do write to us on mail@aaplautomation.com or call us at +91-288-2713956/57/58, +91-9023726215/16, 9099908115, 9825036442.

If I need some enhancements / changes to be incorporated for the add-on, whom should I contact?

Please to write to us on mail@aaplautomation.com with your additional requirements and we will revert to you in 24 hours.

Will new features added be available to us?

We offer one year availability of all support and new features free of cost. After one year, nominal subscription cost will be applicable to you to continue to get free support and updates.

What will happen after one year?

There is no fixed annual charge to be payable mandatory. However if any changes are required in our Add-On to make compatible with New Release of TallyPrime then the modification Charges will be applied.

I am using a multi-site. Can I use the same Add-on for all the sites?

No, one Add-on will work only for 1 site. You need to purchase again if you want to use the same Add-on for more sites.

TDL Management screen shows errors with the Add-on. What do I do?

Check whether the error is because of the Add-on or because of clashes between 2 TDLs (An add-on is also a TDL). In case of clashes, disable one or more TDLs and check which TDL has the error. If the Add-on has a problem, you can report it to us.

My Tally went into educational mode after installing the add-on. What do I do?

Go into **Gateway of Tally** → **Press F1 (Help)** → **TDL & Add-on** → **Press F4** and remove the Add-on from the list and Restart Tally.