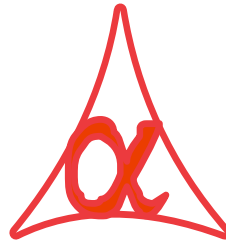




POWER OF SIMPLICITY

Item wise Month wise Sales & Purchase

Report- 1.0



Alpha Automation Pvt. Ltd.

Head Office

104-The Grand Apurva, Nr. Hotel Fortune Palace,

Nr. Digjam Circle, Airport Road - JAMNAGAR –Gujarat (India)

Phone No. : +91-288-2713956/57/58, 9023726215/16/17, 9099908115, 9825036442

Email : mail@aaplautomation.com

Branch Office

Rajkot : 807-Dhanrajni Complex, Nr. Hotel Imperial Palace, Dr. Yagnik Road, RAJKOT (Gujarat).

Gandhidham : 92-GMA Building, 2nd Floor, Plot No. -297, Sector-12GANDHIDHAM (Gujarat)

© 2020 Alpha Automation Pvt. Ltd. All rights reserved.

Tally, Tally 9, Tally9, Tally.ERP, Tally.ERP 9, Shoper, Shoper 9, Shoper POS, Shoper HO, Shoper 9 POS, Shoper 9 HO, TallyDeveloper, Tally.Server 9, Tally Developer, Tally. Developer 9, Tally.NET, Tally Development Environment, TallyPrime, TallyPrimeDeveloper, TallyPrime Server, Tally Extender, Tally Integrator, Tally Integrated Network, Tally Service Partner, TallyAcademy & Power of Simplicity are either registered trademarks or trademarks of Tally Solutions Pvt. Ltd. in India and/or other countries. All other trademarks are properties of their respective owners.

Version: Alpha Automation Pvt. Ltd. / Item wise Month wise Sales Purchase Report/1.0/ july-2022

Item wise Month wise Sales / Purchase

Report– 1.0

Introduction

This Add-on generates Item wise month wise sales & Purchase Report. Users gets reports based on quantity. This add on shows the user monthly total quantity of item which is sold or purchased. User can see reports of items by selecting item name group name , category name and other display options is also available i.e. alt Qty, Alt.Qty with Amount, Amount, Main Qty, main Qty with Amount .

Benefits

- User gets item wise month wise sales and purchase report.
- Easy to know monthly sales and purchase of particular item in Single Report.

What's New?

- Compatible with Tally Prime

Important!

Take back up of your company data before activating the Add-on.

Once you try/purchase an Add-on, follow the steps below to configure the Add-on and use it.

Installation

1. Copy the TCP file in TallyPrime Folder.
2. Gateway of Tally → F1 (Help)→ TDL & Add-on → F4 (Manage Local TDL) → Select Yes in Load TDL on Startup and give the file name of TCP File. After pressing the Enter Key will show TDL Status which should be as Loaded.

System requirements:

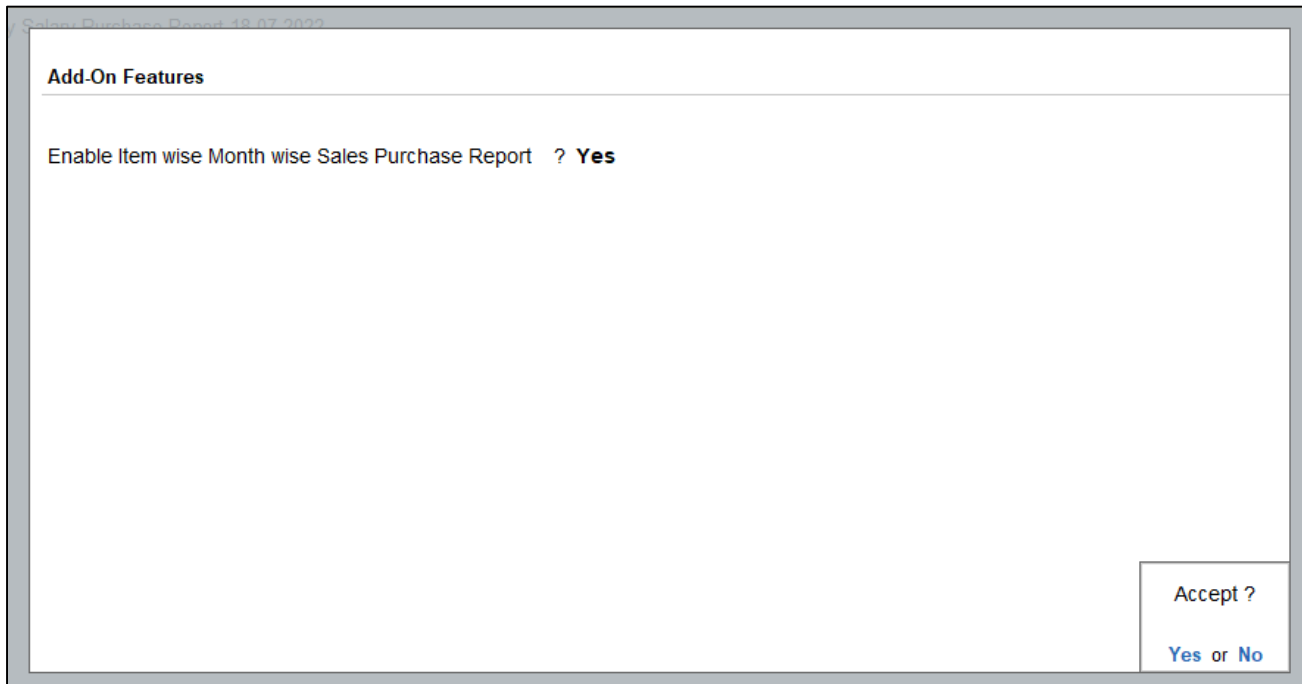
No additional hardware / software infrastructure is required for executing and operation this applications module

1. Activate the Add-on.

For TallyPrime Release 1.0

Go to **Gateway of Tally** → **F1: Help** → **TDL & Add-On** → **F6: Add-On Features**. Alternatively, you may press **CTRL + ALT + T** from any menu to open TDL Management report and then press **F6: Add-On Features**

Set “**Yes**” to the option “**Print Item wise Month Wise Sales Purchase Report?**”



Color: Purchase Report 18-07-2022

Add-On Features

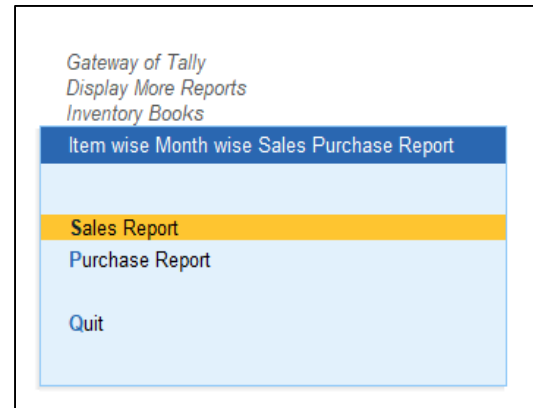
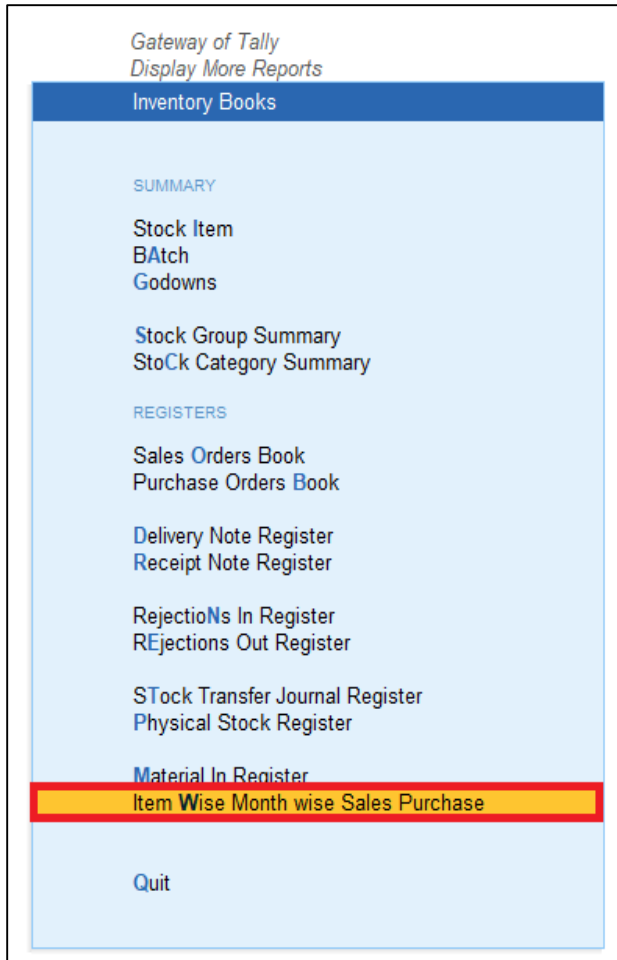
Enable Item wise Month wise Sales Purchase Report ? **Yes**

Accept ?

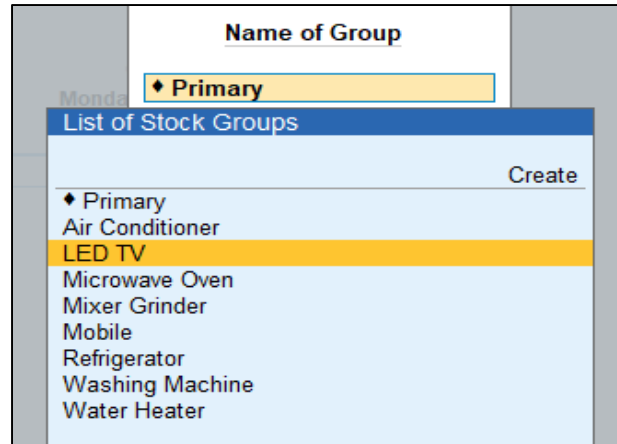
Yes or No

Detailed User Guide:

- 1. Go to Gateway of Tally → Display More Reports → Inventory Books → Item wise Month wise Sales Purchase → sales report**



2. Select a Stock Group as Shown below:



3. Item wise Month wise Sales Report as Shown Below:

Itemwise Monthwise Sales Report							1-Apr-22 to 31-Mar-23
Stock Group Name : LED TV							
Item Name	Stock Group	Stock Category	May-2022	Jun-2022	Jul-2022	Total	
21" LED TV LG	LED TV	LG	75 Nos	240 Nos	105 Nos	423 Nos	
21" LED TV Samsung	LED TV	Samsung	2 Nos	0 Nos	3 Nos	11 Nos	
32" LED TV LG	LED TV	LG	5 Nos	250 Nos	0 Nos	255 Nos	
32" LED TV Samsung	LED TV	Samsung	2 Nos	6 Nos	0 Nos	8 Nos	
42" LED TV LG	LED TV	LG	3 Nos	0 Nos	0 Nos	3 Nos	
42" LED TV Samsung	LED TV	Samsung	54 Nos	14 Nos	0 Nos	68 Nos	
Total			141 Nos	510 Nos	108 Nos	768 Nos	

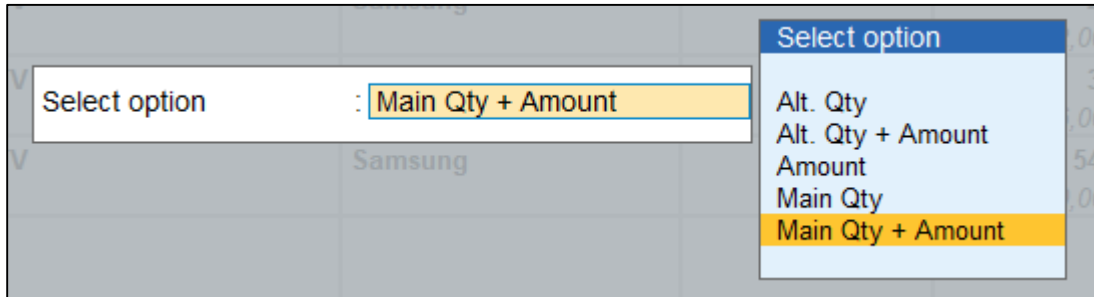
4. Search item name click Button (F3) enter item name Report is shown below.

Search For Item Name :

<i>Itemwise Monthwise Sales Report</i>							1-Apr-22 to 31-Mar-23
Stock Group Name : LED TV							
Item Name	Stock Group	Stock Category	May-2022	Jun-2022	Jul-2022	Total	
			◀ 1				
21" LED TV LG	LED TV	LG	75 Nos	240 Nos	105 Nos	423 Nos	
Total			75 Nos	240 Nos	105 Nos	423 Nos	Activate Window Setting

Note: same as you can see report by selecting group name or category name of item as shown above

5. Click on F6: Display options select any option (Main Qty + Amount) the screen will appear as shown below.



6. Item wise month wise with Main Qty +Amount report as shown below.

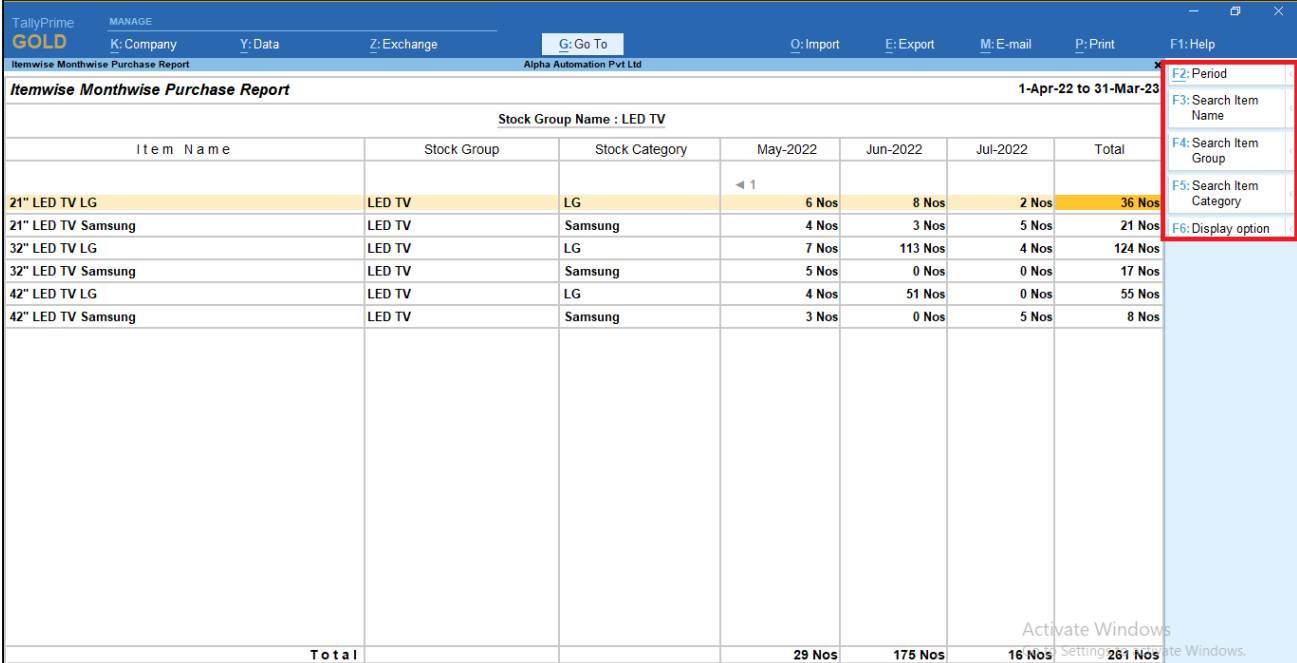
Itemwise Monthwise Sales Report			1-Apr-22 to 31-Mar-23			
Stock Group Name : LED TV						
Item Name	Stock Group	Stock Category	May-2022	Jun-2022	Jul-2022	Total
21" LED TV LG	LED TV	LG	75 Nos 12,73,000.00	240 Nos 40,80,000.00	105 Nos 17,85,000.00	423 Nos 71,82,700.00
21" LED TV Samsung	LED TV	Samsung	2 Nos 39,000.00	0 Nos	3 Nos 58,500.00	11 Nos 2,14,500.00
32" LED TV LG	LED TV	LG	5 Nos 97,500.00	250 Nos 43,12,500.00	0 Nos	255 Nos 44,10,000.00
32" LED TV Samsung	LED TV	Samsung	2 Nos 42,000.00	6 Nos 1,03,800.00	0 Nos	8 Nos 1,45,800.00
42" LED TV LG	LED TV	LG	3 Nos 96,000.00	0 Nos	0 Nos	3 Nos 96,000.00
42" LED TV Samsung	LED TV	Samsung	54 Nos 18,90,000.00	14 Nos 2,97,500.00	0 Nos	68 Nos 21,87,500.00
Total			141 Nos	510 Nos	108 Nos	768 Nos

Note: similarly you can see reports with alt Qty, Alt.Qty + Amount, Amount, Main Qty.

7. Purchase report:

Item wise Month Wise Purchase Report is shown below.

- You can search the report by item name, group name, category name and other display options are also there as shown above in sales report.



Itemwise Monthwise Purchase Report							1-Apr-22 to 31-Mar-23
Stock Group Name : LED TV							
Item Name	Stock Group	Stock Category	May-2022	Jun-2022	Jul-2022	Total	
21" LED TV LG	LED TV	LG	6 Nos	8 Nos	2 Nos	36 Nos	F2: Period
21" LED TV Samsung	LED TV	Samsung	4 Nos	3 Nos	5 Nos	21 Nos	F3: Search Item Name
32" LED TV LG	LED TV	LG	7 Nos	113 Nos	4 Nos	124 Nos	F4: Search Item Group
32" LED TV Samsung	LED TV	Samsung	5 Nos	0 Nos	0 Nos	17 Nos	F5: Search Item Category
42" LED TV LG	LED TV	LG	4 Nos	51 Nos	0 Nos	55 Nos	F6: Display option
42" LED TV Samsung	LED TV	Samsung	3 Nos	0 Nos	5 Nos	8 Nos	
Total			29 Nos	175 Nos	16 Nos	261 Nos	

FAQ

Which version/release of TallyPrime does the add-on support?

This add-on will work only from Tally Prime Release 1.0 onwards.

How will I get support for this add-on?

For any functional support requirements please do write to us on mail@aaplautomation.com or call us at +91-288-2713956/57/58, +91-9023726215/16/17, 9099908115, 9825036442.

If I need some enhancements / changes to be incorporated for the add-on, whom should I contact?

Please to write to us on mail@aaplautomation.com with your additional requirements and we will revert to you in 24 hours.

Will new features added be available to us?

We offer one year availability of all support and new features free of cost. After one year, nominal subscription cost will be applicable to you to continue to get free support and updates.

What will happen after one year?

There is no fixed annual charge to be payable mandatory. However if any changes are required in our Add-On to make compatible with New Release of TallyPrime then the modification Charges will be applied.

I am using a multi-site. Can I use the same Add-on for all the sites?

No, one Add-on will work only for 1 site. You need to purchase again if you want to use the same Add-on for more sites.

TDL Management screen shows errors with the Add-on. What do I do?

Check whether the error is because of the Add-on or because of clashes between 2 TDLs (An add-on is also a TDL). In case of clashes, disable one or more TDLs and check which TDL has the error. If the Add-on has a problem, you can report it to us.

My Tally went into educational mode after installing the add-on. What do I do?

Go into **Gateway of Tally** → **Press F1 (Help)** → **TDL & Add-on** → **Press F4** and remove the Add-on from the list and Restart Tally.