




**POWER OF SIMPLICITY**

**Item Wise Voucher Type Wise Transaction Report -1.0**



**Alpha Automation Pvt. Ltd.**

Head Office

104-The Grand Apurva, Nr. Hotel Fortune Palace,

Nr. Digjam Circle, Airport Road - JAMNAGAR –Gujarat (India)

Phone No. : +91-288-2713956/57/58, 9023726215/16/17, 9099908115, 9825036442

Email : mail@aaplautomation.com

**Branch Office**

**Rajkot** : 807-Dhanrajni Complex, Nr. Hotel Imperial Palace, Dr. Yagnik Road, RAJKOT (Gujarat).

**Gandhidham** : 92-GMA Building, 2nd Floor, Plot No. -297, Sector-12B. GANDHIDHAM (Gujarat)

© 2020 Alpha Automation Pvt. Ltd. All rights reserved.

Tally, Tally 9, Tally9, Tally.ERP, Tally.ERP 9, Shoper, Shoper 9, Shoper POS, Shoper HO, Shoper 9 POS, Shoper 9 HO, Tally Developer, Tally. Server 9, Tally Developer, Tally. Developer 9, Tally.NET, Tally Development Environment, Tally Prime, TallyPrimeDeveloper, Tally Prime Server, Tally Extender, Tally Integrator, Tally Integrated Network, Tally Service Partner, Tally Academy & Power of Simplicity are either registered trademarks or trademarks of Tally Solutions Pvt. Ltd. in India and/or other countries. All other trademarks are properties of their respective owners.

Version: Alpha Automation Pvt. Ltd. / Item Wise Voucher Type Wise Transaction Report / 1.0/ Aug - 2022

## Item Wise Voucher Type Wise Transaction Report -1.0

### **Introduction**

This add on displays item wise voucher type wise transaction report with Opening and Closing Stock. It also shows Total of Each Voucher Type Wise Transaction. The Report is displayed based on Primary Voucher Types Only (Not User Defined Voucher Types).

### **Benefits:**

- User can view the Report for All Items or for any Selected Group Stock Items.
- Voucher Type Wise Bifurcation of Stock Item Transaction helps in Data Analysis.

### **What's New?**

- Compatible with Tally Prime

#### **Important!**

Take back up of your company data before activating the Add-on.

Once you try/purchase an Add-on, follow the steps below to configure the Add-on and use it.

### **Installation**

1. Copy the TCP file in TallyPrime Folder.
2. Gateway of Tally → F1 (Help)→ TDL & Add-on → F4 (Manage Local TDL) → Select Yes in Load TDL on Startup and give the file name of TCP File. After pressing the Enter Key will show TDL Status which should be as Loaded.

### **System requirements:**

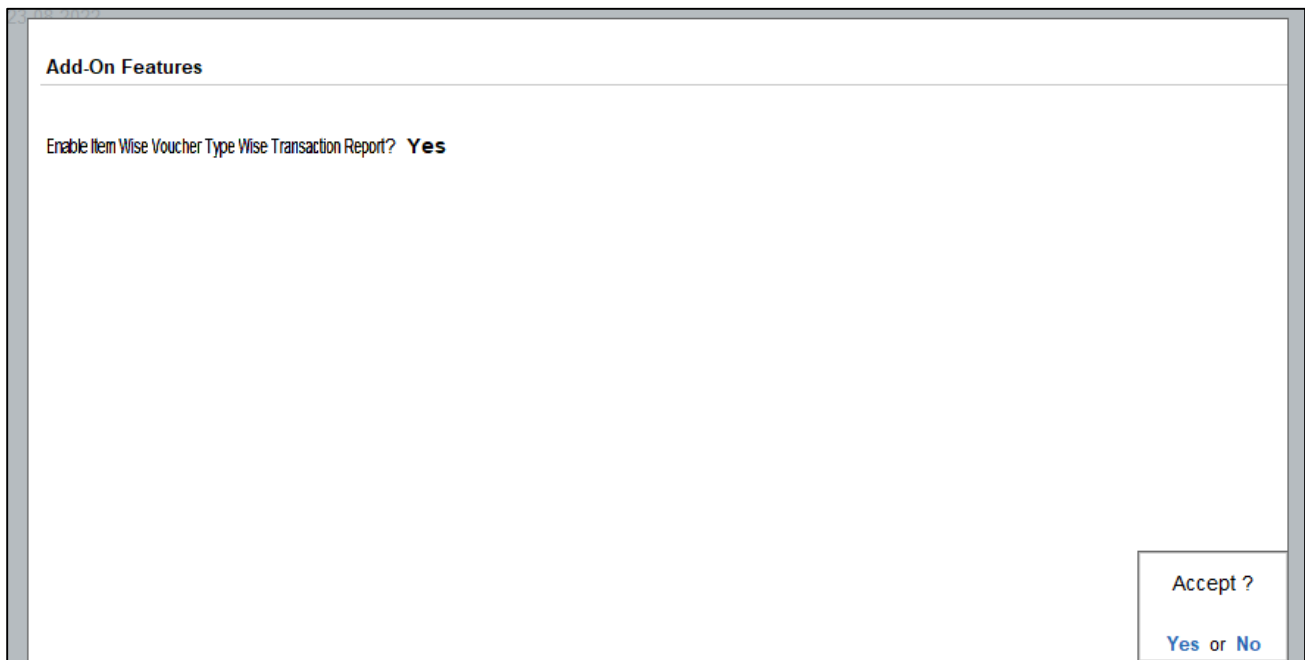
No additional hardware / software infrastructure is required for executing and operation this applications module.

## 1. Activate the Add-on.

For Tally Prime Release 1.0

Go to **Gateway of Tally** → **F1: Help** → **TDL & Add-On** → **F6: Add-On Features**.  
Alternatively, you may press **CTRL + ALT + T** from any menu to open TDL Management report and then press **F6: Add-On Features**

Set “**Yes**” to the option “**Enable Item Wise Voucher Type Wise Transaction Report?**”



Add-On Features

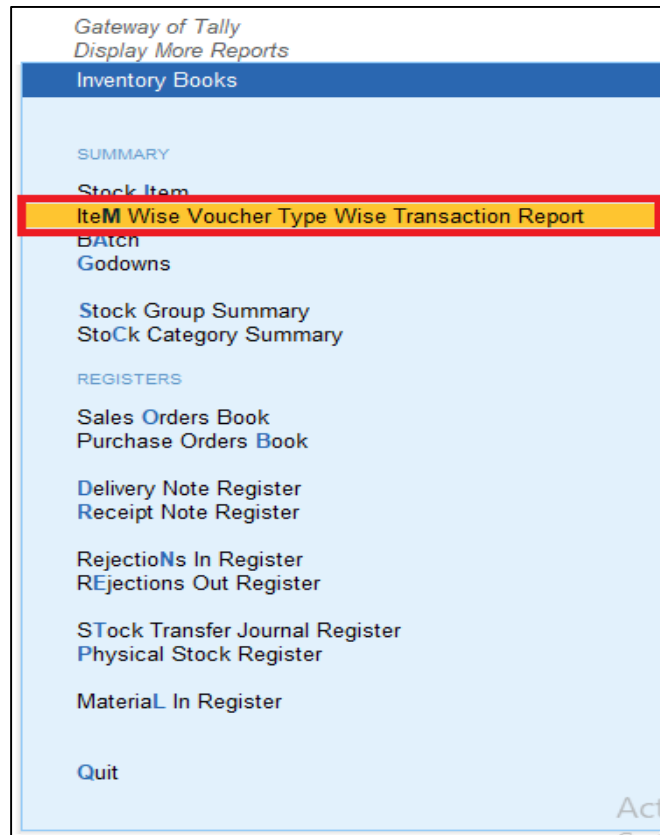
Enable Item Wise Voucher Type Wise Transaction Report? **Yes**

Accept ?

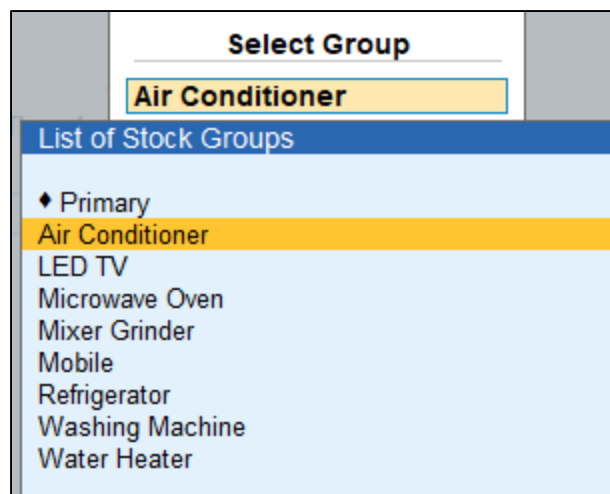
Yes or No

## Detailed User Guide:

### 1. Gateway of Tally → Display more Reports → Inventory Books → Item Wise Voucher Type Wise Transaction Report



### 2. Select group as shown below.



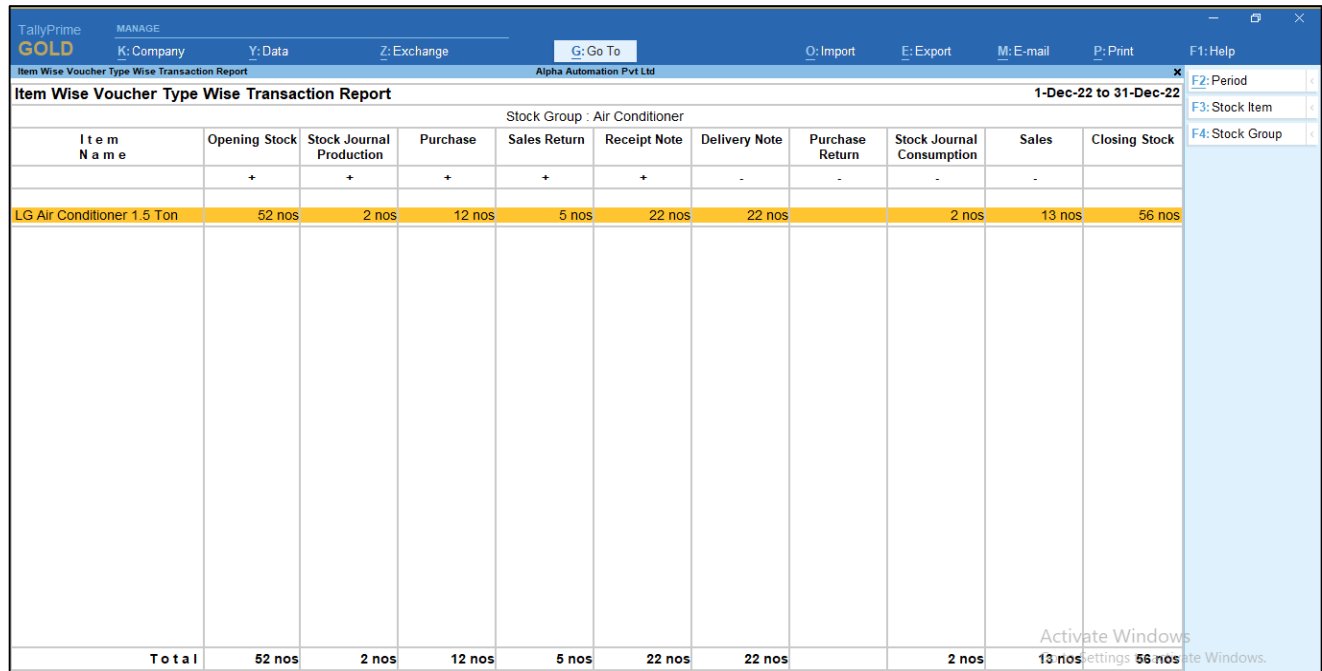
### 3. Item Wise Voucher Type Wise Transaction Report as shown below.

Item Wise Voucher Type Wise Transaction Report										
Stock Group : Air Conditioner										
Item Name	Opening Stock	Stock Journal Production	Purchase	Sales Return	Receipt Note	Delivery Note	Purchase Return	Stock Journal Consumption	Sales	Closing Stock
	+	+	+	+	+	-	-	-	-	
Carieer 1.5 Ton Split AC	35 nos	1 nos	23 nos	1 nos	20 nos	33 nos		1 nos	34 nos	12 nos
Carrier 1 Ton Split AC	30 nos		34 nos		29 nos	22 nos	3 nos		34 nos	34 nos
Godrej 1.5 Ton Split AC	40 nos		18 nos		12 nos	11 nos			7 nos	52 nos
LG Air Conditioner 1.5 Ton	52 nos	2 nos	12 nos	5 nos	22 nos	22 nos		2 nos	13 nos	56 nos
LG Air Conditioner 1 Ton	59 nos	4 nos	10 nos			11 nos	4 nos	4 nos	28 nos	26 nos
Voltas 1.5 Ton Split AC	74 nos		13 nos		3 nos				13 nos	77 nos
Voltas 1 Ton Split AC	52 nos	3 nos	7 nos	3 nos				3 nos	8 nos	54 nos
Voltas 2 Ton Split AC	97 nos		5 nos	4 nos			4 nos		9 nos	93 nos
<b>T o t a l</b>	<b>439 nos</b>	<b>10 nos</b>	<b>122 nos</b>	<b>13 nos</b>	<b>86 nos</b>	<b>99 nos</b>	<b>11 nos</b>	<b>10 nos</b>	<b>148 nos</b>	<b>404 nos</b>

### 4. You want to view only particular item report click button F3: Stock item → select the stock item as shown below.

Stock Item Name : <b>LG Air Conditioner 1.5 Ton</b>	Godrej 190 L Refrigerator Godrej 23L Microwave Oven Havells 3 Ltr Water Heater Havells 500 W Mixer Grinder Kdk 100 User Kdk 10 User Kdk 25 User <b>LG Air Conditioner 1.5 Ton</b> LG Air Conditioner 1 Ton LG Microwave Oven LG Refrigerator Mobile Phone Redmi 8A Dual Mobile
---	--

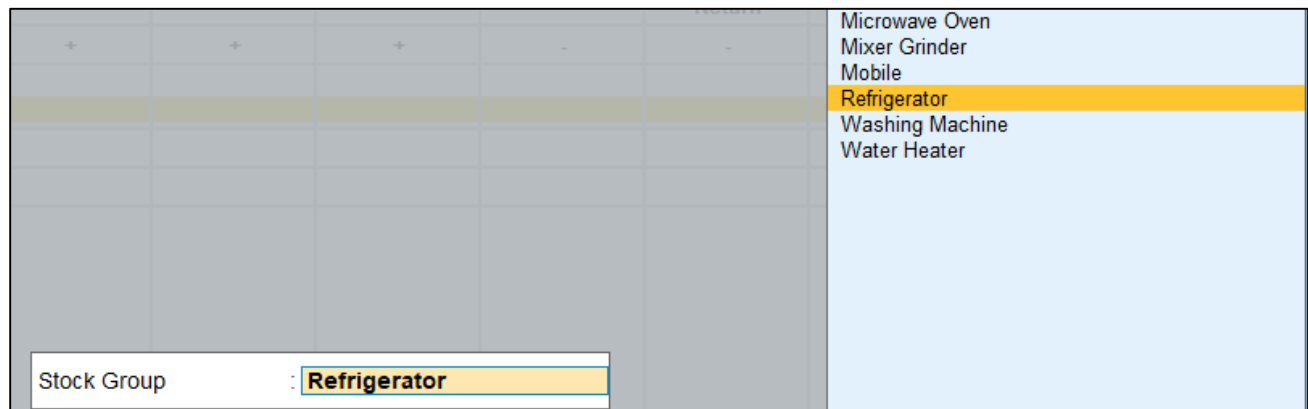
**5. Selected stock item wise report is shown below.**



The screenshot shows the TallyPrime interface with the 'Item Wise Voucher Type Wise Transaction Report' for 'Air Conditioner' from 1-Dec-22 to 31-Dec-22. The report table is as follows:

Item Name	Opening Stock	Stock Journal Production	Purchase	Sales Return	Receipt Note	Delivery Note	Purchase Return	Stock Journal Consumption	Sales	Closing Stock
	+	+	+	+	+	-	-	-	-	
LG Air Conditioner 1.5 Ton	52 nos	2 nos	12 nos	5 nos	22 nos	22 nos		2 nos	13 nos	56 nos
<b>Total</b>	52 nos	2 nos	12 nos	5 nos	22 nos	22 nos		2 nos	13 nos	56 nos

**6. If you want to change the group and view other group report from the same report which you have opened click F4: Stock group → select stock group as shown below.**



The screenshot shows a dropdown menu for 'Stock Group' with the following items listed: Microwave Oven, Mixer Grinder, Mobile, Refrigerator (highlighted in yellow), Washing Machine, and Water Heater. Below the menu, the text 'Stock Group : Refrigerator' is displayed.

**7. Selected group stock item wise report is shown below.**

TallyPrime MANAGE										
Alpha Automation Pvt Ltd										
Item Wise Voucher Type Wise Transaction Report										
Stock Group : Washing Machine										
1-Dec-22 to 31-Dec-22										
Item Name	Opening Stock	Stock Journal Production	Purchase	Sales Return	Receipt Note	Delivery Note	Purchase Return	Stock Journal Consumption	Sales	Closing Stock
	+	+	+	+	+	-	-	-	-	
Washing Machine LG	31 nos	12 nos	20 nos		15 nos			12 nos	22 nos	44 nos
Washing Machine Samsung	10 nos		24 nos			11 nos			4 nos	19 nos
Whirlpool Wathing Machine	55 nos	15 nos	20 nos		9 nos	9 nos		15 nos	28 nos	47 nos
<b>T o t a l</b>	<b>96 nos</b>	<b>27 nos</b>	<b>64 nos</b>		<b>24 nos</b>	<b>20 nos</b>		<b>27 nos</b>	<b>54 nos</b>	<b>110 nos</b>



## FAQ

### **Which version/release of TallyPrime does the add-on support?**

This add-on will work only from Tally Prime Release 1.0 onwards.

### **How will I get support for this add-on?**

For any functional support requirements please do write to us on [mail@aplautomation.com](mailto:mail@aplautomation.com) or call us at +91-288-2713956/57/58, +91-9023726215/16/17, 9099908115, 9825036442.

### **If I need some enhancements / changes to be incorporated for the add-on, whom should I contact?**

Please to write to us on [mail@aplautomation.com](mailto:mail@aplautomation.com) with your additional requirements and we will revert to you in 24 hours.

### **Will new features added be available to us?**

We offer one year availability of all support and new features free of cost. After one year, nominal subscription cost will be applicable to you to continue to get free support and updates.

### **What will happen after one year?**

There is no fixed annual charge to be payable mandatory. However if any changes are required in our Add-On to make compatible with New Release of TallyPrime then the modification Charges will be applied.

### **I am using a multi-site. Can I use the same Add-on for all the sites?**

No, one Add-on will work only for 1 site. You need to purchase again if you want to use the same Add-on for more sites.

### **TDL Management screen shows errors with the Add-on. What do I do?**

Check whether the error is because of the Add-on or because of clashes between 2 TDLs (An add-on is also a TDL). In case of clashes, disable one or more TDLs and check which TDL has the error. If the Add-on has a problem, you can report it to us.

**My Tally went into educational mode after installing the add-on. What do I do?**

Go into **Gateway of Tally** → **Press F1 (Help)** → **TDL & Add-on** → **Press F4** and remove the Add-on from the list and Restart Tally.