




**POWER OF SIMPLICITY**

**Voucher Type Wise Ledger Columnar Report – 1.0**



**Alpha Automation Pvt. Ltd.**

**Head Office**

104-The Grand Apurva, Nr. Hotel Fortune Palace,

Nr. Digjam Circle, Airport Road - JAMNAGAR –Gujarat (India)

Phone No. : +91-288-2713956/57/58, 9023726215/16/17, 9099908115, 9825036442

Email : mail@aaplautomation.com

**Branch Office**

**Rajkot** : 807-Dhanrajni Complex, Nr. Hotel Imperial Palace, Dr. Yagnik Road, RAJKOT (Gujarat).

**Gandhidham** : 92-GMA Building, 2nd Floor, Plot No. -297, Sector-12B. GANDHIDHAM (Gujarat)

© 2020 Alpha Automation Pvt. Ltd. All rights reserved.

Tally, Tally 9, Tally9, Tally.ERP, Tally.ERP 9, Shoper, Shoper 9, Shoper POS, Shoper HO, Shoper 9 POS, Shoper 9 HO, TallyDeveloper, Tally.Server 9, Tally Developer, Tally. Developer 9, Tally.NET, Tally Development Environment, TallyPrime, TallyPrimeDeveloper, TallyPrime Server, Tally Extender, Tally Integrator, Tally Integrated Network, Tally Service Partner, TallyAcademy & Power of Simplicity are either registered trademarks or trademarks of Tally Solutions Pvt. Ltd. in India and/or other countries. All other trademarks are properties of their respective owners.

Version: Alpha Automation Pvt. Ltd. / Voucher Type Wise Ledger Columnar Report /1.0/ Aug-2022

## Voucher Type Wise Ledger Columnar Report- 1.0

### **Introduction**

This add on displays voucher type wise Ledger columnar report. It shows All ledger Vouchers in Separate Column for each Voucher Type along with Column Total. The columnar Report can be generated as per User Defined Voucher Types as well as Base Voucher Types (Default Voucher Types given in any company).

### **Benefits**

- Easy to know voucher type wise total transactions of particular ledger in Single Report.
- Very much useful in Ledger Analysis.

### **What's New?**

Compatible with TallyPrime

#### **Important!**

Take back up of your company data before activating the Add-on.

Once you try/purchase an Add-on, follow the steps below to configure the Add-on and use it.

### **Installation**

1. Copy the TCP file in TallyPrime Folder.
2. Gateway of Tally → F1 (Help)→ TDL & Add-on → F4 (Manage Local TDL) → Select Yes in Load TDL on Startup and give the file name of TCP File. After pressing the Enter Key will show TDL Status which should be as Loaded.

### **System requirements:**

No additional hardware / software infrastructure is required for executing and operation this applications module

## 1. Activate the Add-on.

For TallyPrime Release 1.0

Go to **Gateway of Tally** → **F1: Help** → **TDL & Add-On** → **F6: Add-On Features**. Alternatively, you may press **CTRL + ALT + T** from any menu to open TDL Management report and then press **F6: Add-On Features**

Set “**Yes**” to the option “**Enable Voucher Type Wise Ledger Columnar Report?**”

Add-On Features

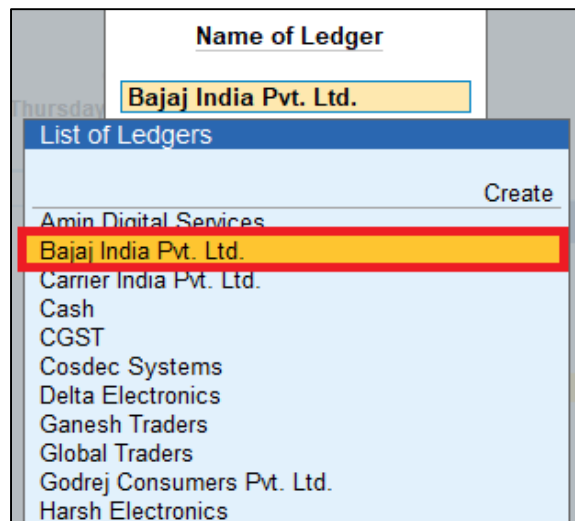
---

Enable Voucher TypeWise Ledger Columnar Report ? **Yes**

Accept ?  
Yes or No

## Detailed User Guide:

1. Go to Gateway of Tally → Display more reports → Account Books → Ledger → Select any ledger as shown below.

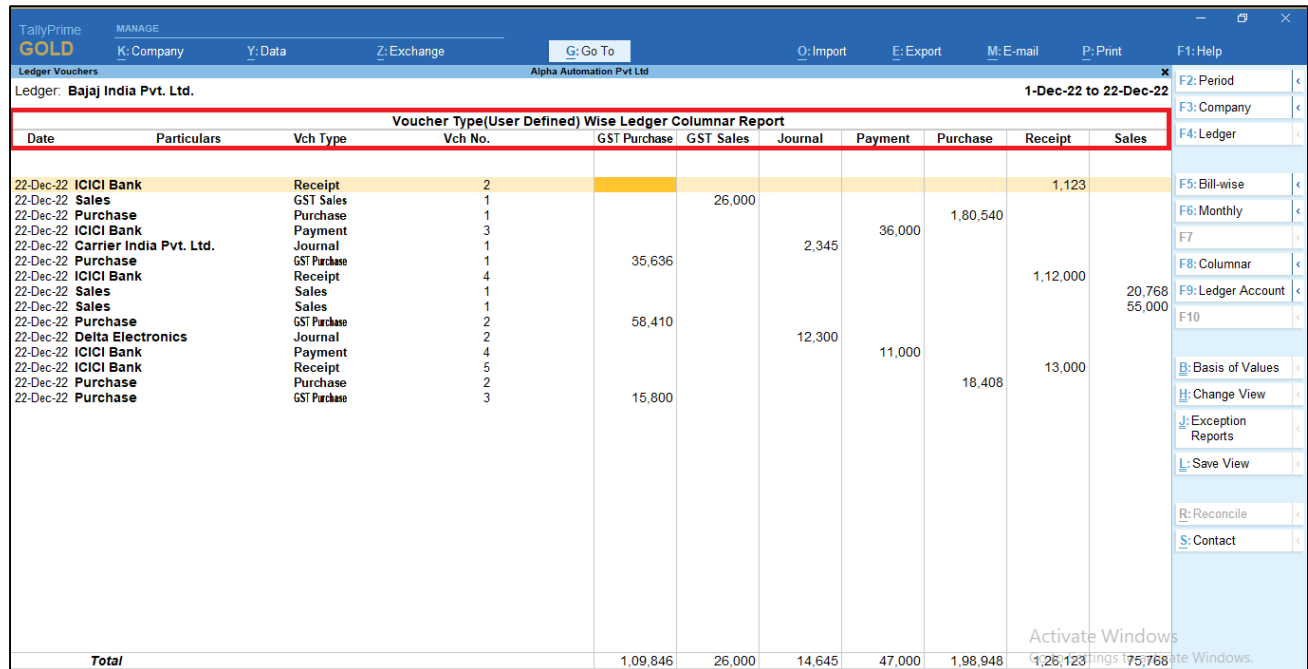


2. Ledger Report will be displayed as below.

TallyPrime MANAGE					
Ledgeer Vouchers					
Ledgeer: Bajaj India Pvt. Ltd. 1-Dec-22 to 22-Dec-22					
Date	Particulars	Vch Type	Vch No.	Debit	Credit
22-Dec-22	ICICI Bank	Receipt	2		1,123.00
22-Dec-22	Sales	GST Sales	1	26,000.00	
22-Dec-22	Purchase	Purchase	1		1,80,540.00
22-Dec-22	ICICI Bank	Payment	3	36,000.00	
22-Dec-22	Carrier India Pvt. Ltd.	Journal	1	2,345.00	
22-Dec-22	Purchase	GST Purchase	1		35,636.00
22-Dec-22	ICICI Bank	Receipt	4		1,12,000.00
22-Dec-22	Sales	Sales	1	20,768.00	
22-Dec-22	Sales	Sales	1	55,000.00	
22-Dec-22	Purchase	GST Purchase	2		58,410.00
22-Dec-22	Delta Electronics	Journal	2	12,300.00	
22-Dec-22	ICICI Bank	Payment	4	11,000.00	
22-Dec-22	ICICI Bank	Receipt	5		13,000.00
22-Dec-22	Purchase	Purchase	2		18,408.00
22-Dec-22	Purchase	GST Purchase	3		15,800.00
				Opening Balance :	1,96,545.00
				Current Total :	1,63,413.00
				Closing Balance :	4,34,917.00
					4,68,049.00

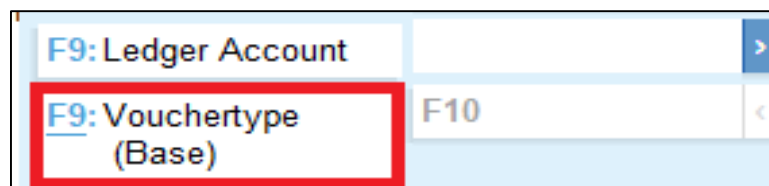
**3. To view voucher type wise columnar report click on F9: voucher type columnar, voucher type wise ledger columnar report is displayed as below.**

- User defined voucher type will display in columnar report.



Date	Particulars	Vch Type	Vch No.	GST Purchase	GST Sales	Journal	Payment	Purchase	Receipt	Sales
22-Dec-22	ICICI Bank	Receipt	2						1,123	
22-Dec-22	Sales	GST Sales	1		26,000					
22-Dec-22	Purchase	Purchase	1					1,80,540		
22-Dec-22	ICICI Bank	Payment	3				36,000			
22-Dec-22	Carrier India Pvt. Ltd.	Journal	1			2,345				
22-Dec-22	Purchase	GST Purchase	1	35,636					1,12,000	
22-Dec-22	ICICI Bank	Receipt	4							20,768
22-Dec-22	Sales	Sales	1							55,000
22-Dec-22	Sales	Sales	1							
22-Dec-22	Purchase	GST Purchase	2	58,410						
22-Dec-22	Delta Electronics	Journal	2			12,300				
22-Dec-22	ICICI Bank	Payment	4				11,000			
22-Dec-22	ICICI Bank	Receipt	5						13,000	
22-Dec-22	Purchase	Purchase	2					18,408		
22-Dec-22	Purchase	GST Purchase	3	15,800						
<b>Total</b>				1,09,846	26,000	14,645	47,000	1,98,948	4,26,123	175,768

**4. To view base voucher type in columnar report click F9:Vouchertype (Base) button**



**5. Base voucher type wise ledger columnar report is display as shown below.**

TallyPrime MANAGE									
GOLD									
K: Company Y: Data Z: Exchange G: Go To O: Import E: Export M: E-mail P: Print F1: Help									
Ledger: Bajaj India Pvt. Ltd. 1-Dec-22 to 22-Dec-22									
Voucher Type(Base) Wise Ledger Columnar Report									
Date	Particulars	Vch Type	Vch No.	Sales	Purchase	Receipt	Payment	Journal	
22-Dec-22	ICICI Bank	Receipt	2			1,123			
22-Dec-22	Sales	GST Sales	1	26,000					
22-Dec-22	Purchase	Purchase	1		1,80,540				
22-Dec-22	ICICI Bank	Payment	3				36,000		
22-Dec-22	Carrier India Pvt. Ltd.	Journal	1					2,345	
22-Dec-22	Purchase	GST Purchase	1		35,636				
22-Dec-22	ICICI Bank	Receipt	4			1,12,000			
22-Dec-22	Sales	Sales	1	20,768					
22-Dec-22	Sales	Sales	1	55,000					
22-Dec-22	Purchase	GST Purchase	2						
22-Dec-22	Delta Electronics	Journal	2		58,410				12,300
22-Dec-22	ICICI Bank	Payment	4				11,000		
22-Dec-22	ICICI Bank	Receipt	5			13,000			
22-Dec-22	Purchase	Purchase	2		18,408				
22-Dec-22	Purchase	GST Purchase	3		15,800				
<b>Total</b>				1,01,768	3,08,794	1,26,123	47,000	14,645	

## FAQ

### **Which version/release of TallyPrime does the add-on support?**

This add-on will work only from TallyPrime Release 1.0 onwards.

### **How will I get support for this add-on?**

For any functional support requirements please do write to us on [mail@aaplautomation.com](mailto:mail@aaplautomation.com) or call us at +91-288-2713956/57/58, +91-9023726215/16/17, 9099908115, 9825036442.

### **If I need some enhancements / changes to be incorporated for the add-on, whom should I contact?**

Please to write to us on [mail@aaplautomation.com](mailto:mail@aaplautomation.com) with your additional requirements and we will revert to you in 24 hours.

### **Will new features added be available to us?**

We offer one year availability of all support and new features free of cost. After one year, nominal subscription cost will be applicable to you to continue to get free support and updates.

### **What will happen after one year?**

There is no fixed annual charge to be payable mandatory. However if any changes are required in our Add-On to make compatible with New Release of TallyPrime then the modification Charges will be applied.

### **I am using a multi-site. Can I use the same Add-on for all the sites?**

No, one Add-on will work only for 1 site. You need to purchase again if you want to use the same Add-on for more sites.

### **TDL Management screen shows errors with the Add-on. What do I do?**

Check whether the error is because of the Add-on or because of clashes between 2 TDLs (An add-on is also a TDL). In case of clashes, disable one or more TDLs and check which TDL has the error. If the Add-on has a problem, you can report it to us.



**My Tally went into educational mode after installing the add-on. What do I do?**

Go into **Gateway of Tally** → **Press F1 (Help)** → **TDL & Add-on** → **Press F4** and remove the Add-on from the list and Restart Tally.