




**POWER OF SIMPLICITY**

## Display Cash & Bank Balance in Day Book– 1.0



### **Alpha Automation Pvt. Ltd.**

#### **Head Office**

104-The Grand Apurva, Nr. Hotel Fortune Palace,

Nr. Digjam Circle, Airport Road - JAMNAGAR –Gujarat (India)

Phone No. : +91-288-2713956/57/58, 9023726215/16/17, 9825036442

Email : mail@aaplautomation.com

#### **Branch Office**

**Rajkot** : 807-Dhanrajni Complex, Nr. Hotel Imperial Palace, Dr. Yagnik Road, RAJKOT (Gujarat).

**Gandhidham** : 92-GMA Building, 2nd Floor, Plot No. -297, Sector-12B. GANDHIDHAM (Gujarat)

© 2020 Alpha Automation Pvt. Ltd. All rights reserved.

Tally, Tally 9, Tally9, Tally.ERP, Tally.ERP 9, Shoper, Shoper 9, Shoper POS, Shoper HO, Shoper 9 POS, Shoper 9 HO, TallyDeveloper, Tally.Server 9, Tally Developer, Tally. Developer 9, Tally.NET, Tally Development Environment, TallyPrime, TallyPrimeDeveloper, TallyPrime Server, Tally Extender, Tally Integrator, Tally Integrated Network, Tally Service Partner, TallyAcademy & Power of Simplicity are either registered trademarks or trademarks of Tally Solutions Pvt. Ltd. in India and/or other countries. All other trademarks are properties of their respective owners.

Version: Alpha Automation Pvt. Ltd. / Display Cash & Bank Balance in Day Book1.0/ Sep -2022

## Display Cash & Bank Balance in Day Book– 1.0

### **Introduction**

This add on facilitates user to view daily cash and bank balances in daybook in single screen.

### **Benefits**

- It is easy for owner to view daily transaction along with Cash and Bank Balance Details in Single Screen.

### **What's New?**

- Compatible with Tally Prime

#### **Important!**

Take back up of your company data before activating the Add-on.

Once you try/purchase an Add-on, follow the steps below to configure the Add-on and use it.

### **Installation**

1. Copy the TCP file in TallyPrime Folder.
2. Gateway of Tally → F1 (Help)→ TDL & Add-on → F4 (Manage Local TDL) → Select Yes in Load TDL on Startup and give the file name of TCP File. After pressing the Enter Key will show TDL Status which should be as Loaded.

### **System requirements:**

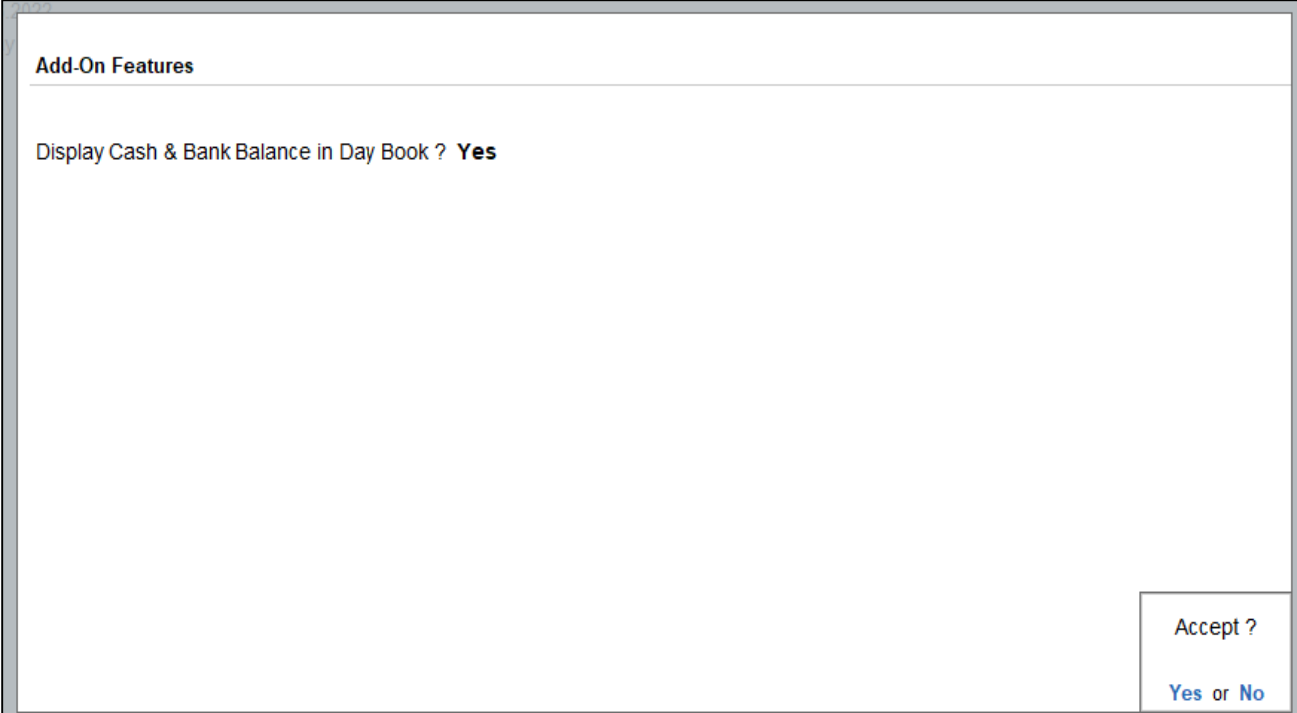
No additional hardware / software infrastructure is required for executing and operation this applications module

## 1. Activate the Add-on.

*For TallyPrime Release 1.0*

Go to **Gateway of Tally** → **F1: Help** → **TDL & Add-On** → **F6: Add-On Features**.  
Alternatively, you may press **CTRL + ALT + T** from any menu to open TDL Management report and then press **F6: Add-On Features**

Set “**Yes**” to the option **Display Cash & Bank Balance in Day Book?**”



Add-On Features

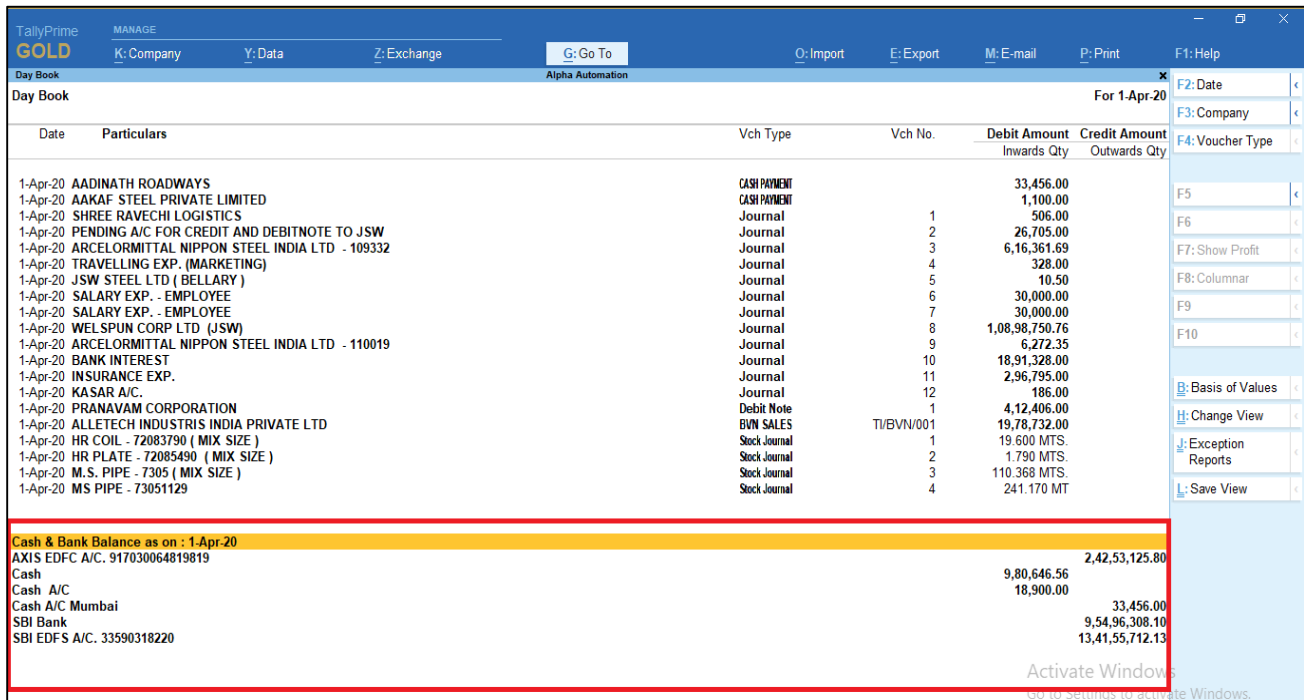
Display Cash & Bank Balance in Day Book ? **Yes**

Accept ?  
Yes or No

## Detailed User Guide:

### 1. Gateway of Tally → Daybook

- Cash and bank balance details is shown as below.



Date	Particulars	Vch Type	Vch No.	Debit Amount	Credit Amount
				Inwards Qty	Outwards Qty
1-Apr-20	AADINATH ROADWAYS	CASH PAYMENT		33,456.00	
1-Apr-20	AAKAF STEEL PRIVATE LIMITED	CASH PAYMENT		1,100.00	
1-Apr-20	SHREE RAVECHI LOGISTICS	Journal	1	506.00	
1-Apr-20	PENDING A/C FOR CREDIT AND DEBITNOTE TO JSW	Journal	2	26,705.00	
1-Apr-20	ARCELORMITTAL NIPPON STEEL INDIA LTD - 109332	Journal	3	6,16,361.69	
1-Apr-20	TRAVELLING EXP. (MARKETING)	Journal	4	328.00	
1-Apr-20	JSW STEEL LTD ( BELLARY )	Journal	5	10.50	
1-Apr-20	SALARY EXP. - EMPLOYEE	Journal	6	30,000.00	
1-Apr-20	SALARY EXP. - EMPLOYEE	Journal	7	30,000.00	
1-Apr-20	WELSPUN CORP LTD (JSW)	Journal	8	1,08,98,750.76	
1-Apr-20	ARCELORMITTAL NIPPON STEEL INDIA LTD - 110019	Journal	9	6,272.35	
1-Apr-20	BANK INTEREST	Journal	10	18,91,328.00	
1-Apr-20	INSURANCE EXP.	Journal	11	2,96,795.00	
1-Apr-20	KASAR A/C.	Journal	12	186.00	
1-Apr-20	PRANAVAM CORPORATION	Debit Note	1	4,12,406.00	
1-Apr-20	ALLETECH INDUSTRIES INDIA PRIVATE LTD	BVN SALES	TU/BVN/001	19,78,732.00	
1-Apr-20	HR COIL - 72083790 ( MIX SIZE )	Stock Journal	1	19,600 MTS.	
1-Apr-20	HR PLATE - 72085490 ( MIX SIZE )	Stock Journal	2	1,790 MTS.	
1-Apr-20	M.S. PIPE - 7305 ( MIX SIZE )	Stock Journal	3	110,368 MTS.	
1-Apr-20	MS PIPE - 73051129	Stock Journal	4	241,170 MT	
<b>Cash &amp; Bank Balance as on : 1-Apr-20</b>					
<b>AXIS EDFC A/C. 917030064819819</b>					
	Cash			9,80,646.56	2,42,53,125.80
	Cash A/C			18,900.00	
	Cash A/C Mumbai				33,456.00
	SBI Bank				9,54,96,308.10
	SBI EDF S A/C. 33590318220				13,41,55,712.13

## FAQ

### **Which version/release of TallyPrime does the add-on support?**

This add-on will work only from Tally Prime Release 1.0 onwards.

### **How will I get support for this add-on?**

For any functional support requirements please do write to us on [mail@aplautomation.com](mailto:mail@aplautomation.com) or call us at +91-288-2713956/57/58, +91-9023726215/16/17, 9825036442.

### **If I need some enhancements / changes to be incorporated for the add-on, whom should I contact?**

Please to write to us on [mail@aplautomation.com](mailto:mail@aplautomation.com) with your additional requirements and we will revert to you in 24 hours.

### **Will new features added be available to us?**

We offer one year availability of all support and new features free of cost. After one year, nominal subscription cost will be applicable to you to continue to get free support and updates.

### **What will happen after one year?**

There is no fixed annual charge to be payable mandatory. However if any changes are required in our Add-On to make compatible with New Release of TallyPrime then the modification Charges will be applied.

### **I am using a multi-site. Can I use the same Add-on for all the sites?**

No, one Add-on will work only for 1 site. You need to purchase again if you want to use the same Add-on for more sites.

### **TDL Management screen shows errors with the Add-on. What do I do?**

Check whether the error is because of the Add-on or because of clashes between 2 TDLs (An add-on is also a TDL). In case of clashes, disable one or more TDLs and check which

TDL has the error. If the Add-on has a problem, you can report it to us.

**My Tally went into educational mode after installing the add-on. What do I do?**

Go into **Gateway of Tally** → **Press F1 (Help)** → **TDL & Add-on** → **Press F4 and** remove the Add-on from the list and Restart Tally.