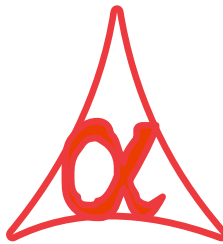




**POWER OF SIMPLICITY**

**Resize E-Invoice QR Code & Change Print  
Location in Sales Invoice– 1.0**



**Alpha Automation Pvt. Ltd.**

Head Office

104-The Grand Apurva, Nr. Hotel Fortune Palace,

Nr. Digjam Circle, Airport Road - JAMNAGAR –Gujarat (India)

Phone No. : +91-288-2713956/57/58, 9023726215/16/17, 9099908115, 9825036442

Email : mail@aaplautomation.com

**Branch Office**

**Rajkot** : 807-Dhanrajni Complex, Nr. Hotel Imperial Palace, Dr. Yagnik Road, RAJKOT (Gujarat).

**Gandhidham** : 92-GMA Building, 2nd Floor, Plot No. -297, Sector-12B. GANDHIDHAM (Gujarat)

© 2021 Alpha Automation Pvt. Ltd. All rights reserved.

Tally, Tally 9, Tally9, Tally.ERP, Tally.ERP 9, Shoper, Shoper 9, Shoper POS, Shoper HO, Shoper 9 POS, Shoper 9 HO, TallyDeveloper, Tally.Server 9, Tally Developer, Tally. Developer 9, Tally.NET, Tally Development Environment, TallyPrime, TallyPrimeDeveloper, TallyPrime Server, Tally Extender, Tally Integrator, Tally Integrated Network, Tally Service Partner, TallyAcademy & Power of Simplicity are either registered trademarks or trademarks of Tally Solutions Pvt. Ltd. in India and/or other countries. All other trademarks are properties of their respective owners.

Version: Alpha Automation Pvt. Ltd. / Resize E-Invoice QR Code & Change Print Location in Sales Invoice / 1.0/sep -2022.

# Resize E-Invoice QR Code & Change Print Location in Sales Invoice - 1.0

## **Introduction**

This add on facilitates user to print E-Invoice QR Code in different location in sales invoice. It also allows user to reduce the size of QR Code to save Printing Space.

## **Benefits**

- User can change Printing location of E-Invoice QR Code in Sales Invoice.
- User can resize the size of QR Code.

## **What's New?**

- Computable With Tally Prime.

### **Important!**

Take back up of your company data before activating the Add-on.

Once you try/purchase an Add-on, follow the steps below to configure the Add-on and use it.

## **Installation**

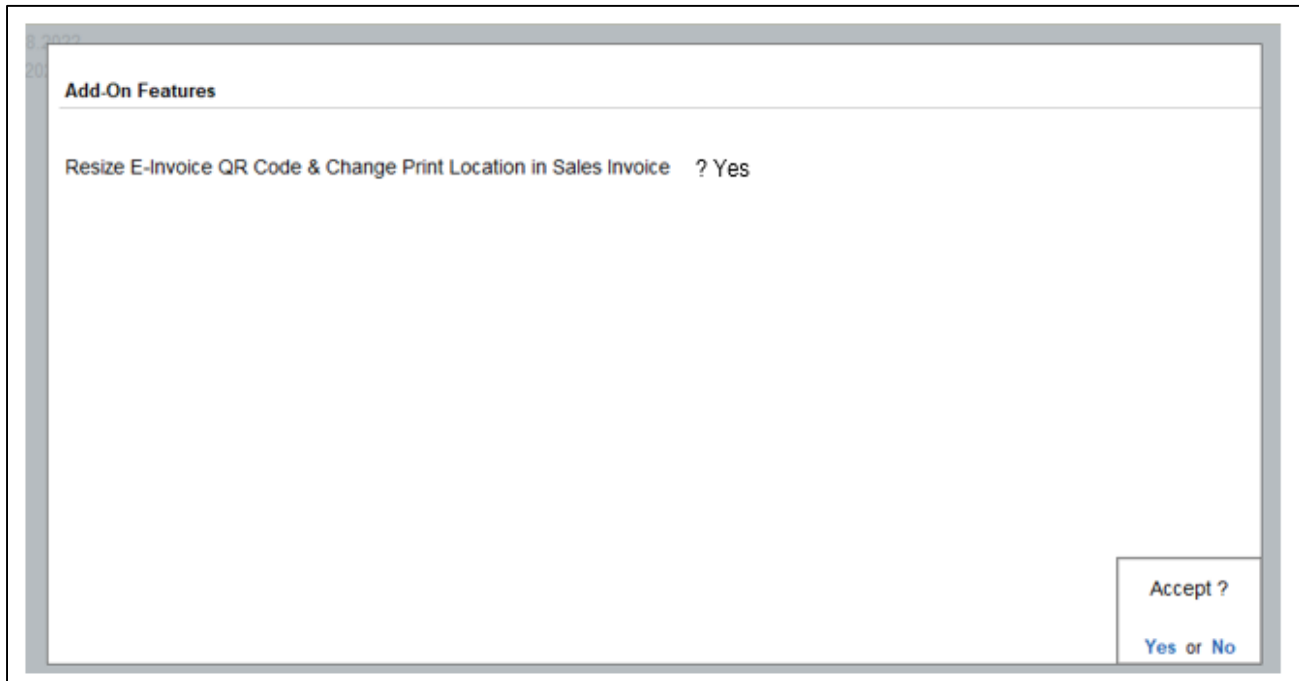
1. Copy the TCP file in TallyPrime Folder.
2. Gateway of Tally → F1 (Help)→ TDL & Add-on → F4 (Manage Local TDL) → Select Yes in Load TDL on Startup and give the file name of TCP File. After pressing the Enter Key will show TDL Status which should be as Loaded.

**System requirements:** No additional hardware / software infrastructure is required for executing and operation this applications module

**For TallyPrime Release 1.0**

Go to **Gateway of Tally** → **F1: Help** → **TDL & Add-On** → **F6: Add-On Features**. Alternatively, you may press **CTRL + ALT + T** from any menu to open TDL Management report and then press **F6: Add-On Features**

Set “Yes” to the option “**Resize E-Invoice QR Code & Change Print Location in Sales Invoice**”



## Detail User Guide:

### 1. Go to Gate Way of Tally → Alter → vouchers → sales

- Select location of e-invoice QR code and enter height – width of QR code (range between 1.3 to 1.74) you can resize QR code anytime from this menu.

General		Printing		Name of Class
TallyPrime MANAGE <b>GOLD</b> K: Company Y: Data Z: Exchange G: Go To Q: Import E: Export M: E-mail P: Print Voucher Type Alteration Alpha Automation				
Name : SALES (alias) :				
Select type of voucher : SALES	Print voucher after saving: No	Select Print Location of E-Invoice Details : <b>After GST Summary</b>	List of E-Invoice Print Location After GST Summary After Terms of Delivery Bottom of Invoice Default	
Abbreviation : Sale	E-Invoice QR Code Height in Inches (Range 1.3 to 1.74): 1.40	E-Invoice QR Code Width in Inches (Range 1.3 to 1.74): 1.40		
Activate this Voucher Type : Yes				
Method of voucher numbering : Automatic				
Use advanced configuration : No				
Use effective dates for vouchers : No	Use for POS invoicing: No	Default title to print : TAX-INVOICE		
Allow zero-valued transactions : No	Default bank : ANSDEK.NC.MUMBAI	Default jurisdiction : BHAVNAGAR		
Make this voucher type as 'Optional' by default : No	Set/alter declaration : No			
Allow narration in voucher : Yes				
Provide narrations for each ledger in voucher : Yes				
Enable default accounting allocations : Yes				
Set/Alter Default Accounting Entries : No				

**2. Go To Gateway of Tally → Vouchers→ Sales→ Prepare sales voucher and generate E-Invoice from that Voucher E-Invoice generated voucher as shown below.**

TallyPrime **GOLD** MANAGE  
 K: Company Y: Data Z: Exchange G: Go To O: Import E: Export M: E-mail P: Print

Statutory Details Alpha Automation

SALES No. T1/M/ 1 22-Jan-21  
Friday

Party A/c name : Alpha Enterprise  
 Current balance : 57,24,614.00 Dr  
 Sales ledger : SALES A/C  
 Current balance : 1,38,02,24,200.13 Cr

Name of Item	Quantity	Rate per	Amount
HR COIL - 72083740 ( MIX SIZE )	8.640 MTS.	58,006.00 MTS.	5,01,171.84
HR COIL - 72083740 ( MIX SIZE )	2.420 MTS.	62,006.00 MTS.	1,50,054.52
HR COIL - 72083740 ( MIX SIZE )	4.330 MTS.	61,006.00 MTS.	2,64,155.98
G.P. COIL/SHEET - 72107000	500.000 MT	1,500.00 MT	7,50,000.00
CRCA COIL - 7209	50.000 MTS.	63,706.00 MTS.	31,85,300.00
CGST			48,50,682.34
SGST			4,36,561.00
TCS 0.075 %			810.00
ROUND OFF +/-			(-)0.34

**e-Invoice Details**  
(e-Invoice status : Generated with QR Code)

Ack No. : 162110307535589      Ack Date : 22-Jan-21  
 IRN : 616ff0011de74662adb463dcd19cb4ed92d03726a61a1bab42a05060f6911b3a

**Place of Party**

Bill to place : **GANDHINAGAR**  
 Ship to place : GANDHINAGAR


Provide GST/e-Way Bill/e-Invoice details:  Yes

Narration: 57,24,614.00  
Activate Window  
Go to Settings to activate

### 3. E-Invoice QR Code can be print in different location in invoice.

#### 3(a). After GST Summary:


- Print above E-Invoice generated voucher (CTRL+P) and E-Invoice QR Code is print after GST Summary with E-Invoice details.

<i>ROUND OFF +/-</i>						0.24
Total						<b>1,81,413.00 ₹</b>
Amount Chargeable (in words)						E. & O.E
<b>One Lakh Eighty One Thous and Four Hundred Thirteen INR Only</b>						
HSN/SAC	Taxable Value	Central Tax		State Tax		Total Tax Amount
		Rate	Amount	Rate	Amount	
998717	1,33,568.76	9%	12,021.46	9%	12,021.46	24,042.92
7209	150.00	9%	13.50	9%	13.50	27.00
7280	10,000.00	9%	900.02	9%	900.02	1,800.04
6811	10,000.00	9%	900.02	9%	900.02	1,800.04
Total			<b>13,835.00</b>		<b>13,835.00</b>	<b>27,670.00</b>
Tax Amount (in words) : <b>Twenty Seven Thous and Six Hundred Seventy INR Only</b>						
<b>e-Invoice</b>						
IRN : d3e97bb23242ff072f7fd aef9ec8be2eb78c983f3b917b4415-2c39c57b16dfd5						
Ack No. : 162110310147375						
Ack Date : 23-Jan-21						
Company's PAN : AAMC S8473N			for Alpha Automation			
Declaration We declare that this invoice shows the actual price of the goods described and that all particulars are true and correct.			Authorised Signatory			
SUBJECT TO BHAVNAGAR JURISDICTION						
This is a Computer Generated Invoice						

You can resize this QR Code

### 3(b). After Terms of delivery


- E-Invoice QR Code is print after Terms of Delivery with E-Invoice details.

TAX-INVOICE									
<b>Alpha Automation</b> 104, The Grand Apurva Nr. Hotel Fortune Palace Nr. Digjam Circle Aerodrome Road Jamnagar GSTIN/UIN: 24AAMCS8473N1ZI State Name : Gujarat, Code : 24 E-Mail : kapil@aaaplautomation.com Consignee (Ship to)		Invoice No. <b>TVM/ 4</b> Delivery Note Reference No. & Date.		e-Way Bill No. Dated <b>22-Jan-21</b> Mode/Terms of Payment <b>30 DAY</b> Other References <b>JIGNE SH BHAI</b>		Buyer's Order No. <b>1736, BY PHONE</b> Dispatch Doc No. <b>TVBVN/1950</b> Dispatched through <b>AADITYA ROADWAYS</b> Bill of Lading/LR-RR No. <b>485 dt. 22-Jan-21</b> Terms of Delivery <b>PAID</b>		Dated <b>22-Jan-21</b> Delivery Note Date <b>25-Dec-20, 22-Jan-21</b> Destination <b>GANDHINAGAR</b> Motor Vehicle No. <b>GJ04AT7977</b>	
<b>Alpha Enterprise</b> 92, Grain Merchant Second Floor, Plot No. 297 Ward No. 12/B Gandhidham(Kutch) - 370 201 GSTIN/UIN : 24AAAG3242A State Name : Gujarat, Code : 24 Buyer (Bill to)		<b>Alpha Enterprise</b> 807, Dhan Rajni Complex Nr. Hotel Imperial Palace Dr. Yagnik Road Rajkot - 361001 GSTIN/UIN : 24AAAG3242A State Name : Gujarat, Code : 24		 IRN: 616ff0011de74662adb463d-cd19cb4ed92d03726a61a1-bab42a05060f6911b3a Ack No. : 162110307535589 Ack Date : 22-Jan-21					
Sl No.	Description of Goods	HSN/SAC	Quantity	Rate	per	Disc. %	Amount		
1	HR COIL - 72083740 ( MIX SIZE ) Godown: PLOT NO. 8 6MMX1250X7200-20NOS (PO.NO.1736)	72083740	8.640 MTS. 8.640 MTS.	58,006.00	MTS.		5,01,171.84		
2	HR COIL - 72083740 ( MIX SIZE ) Godown: PLOT NO. 8 HR CTL 8MMX1500X6300-4NOS (BYPHONE)	72083740	2.420 MTS. 2.420 MTS.	62,006.00	MTS.		1,50,054.52		
3	HR COIL - 72083740 ( MIX SIZE ) Godown: PLOT NO. 8 6MMX1250X7200-10NOS	72083740	4.330 MTS. 4.330 MTS.	61,006.00	MTS.		2,64,155.98		
4	G.P. COIL/SHEET - 72107000 Godown: Main Location	72107000	500.000 MT 500.000 MT	1,500.00	MT		7,50,000.00		



### 3(c). Bottom of Invoice

- E-Invoice QR Code is print in the bottom of invoice with E-Invoice details.

<i>Less :</i>	<i>ROUND OFF +/-</i>					(-)0.34
<b>Total</b>						<b>57,24,614.00 ₹</b>
Amount Chargeable (in words)						E. & O. E
<b>Fifty Seven Lakh Twenty Four Thousand and Six Hundred Fourteen INR Only</b>						
HSN/SAC	Taxable Value	Central Tax		State Tax		Total Tax Amount
		Rate	Amount	Rate	Amount	
72083740	9,15,382.34	9%	82,384.35	9%	82,384.35	1,64,768.70
72107000	7,50,000.00	9%	67,499.94	9%	67,499.94	1,34,999.88
7209	31,85,300.00	9%	2,86,676.71	9%	2,86,676.71	5,73,353.42
<b>Total</b>			<b>48,50,682.34</b>		<b>4,36,561.00</b>	<b>8,73,122.00</b>
Tax Amount (in words) : <b>Eight Lakh Seventy Three Thousand One Hundred Twenty Two INR Only</b>						
Company's PAN : <b>AAMC S8473N</b>						for Alpha Automation
<u>Declaration</u>						
We declare that this invoice shows the actual price of the goods described and that all particulars are true and correct.						Authorised Signatory
SUBJECT TO BHAVNAGAR JURISDICTION						
This is a Computer Generated Invoice						
<b>e-Invoice</b> IRN : 616ff0011de74662adb463dcd19cb4ed92d03726a61a1bab-42a05060f6911b3a Ack No. : 162110307535589 Ack Date : 22-Jan-21						

Note: you can print E-Invoice QR Code in default location also.

## FAQ

### **Which version/release of TallyPrime does the add-on support?**

This add-on will work only from TallyPrime Release 1.0 onwards.

### **How will I get support for this add-on?**

For any functional support requirements please do write to us on [mail@aplautomation.com](mailto:mail@aplautomation.com) or call us at +91-288-2713956/57/58, +91-9023726215/16/17, 9099908115, 9825036442.

### **If I need some enhancements / changes to be incorporated for the add-on, whom should I contact?**

Please to write to us on [mail@aplautomation.com](mailto:mail@aplautomation.com) with your additional requirements and we will revert to you in 24 hours.

### **Will new features added be available to us?**

We offer one year availability of all support and new features free of cost. After one year, nominal subscription cost will be applicable to you to continue to get free support and updates.

### **What will happen after one year?**

There is no fixed annual charge to be payable mandatory. However if any changes are required in our Add-On to make compatible with New Release of TallyPrime then the modification Charges will be applied.

### **I am using a multi-site. Can I use the same Add-on for all the sites?**

No, one Add-on will work only for 1 site. You need to purchase again if you want to use the same Add-on for more sites.

### **TDL Management screen shows errors with the Add-on. What do I do?**

Check whether the error is because of the Add-on or because of clashes between 2 TDLs

(An add-on is also a TDL). In case of clashes, disable one or more TDLs and check which TDL has the error. If the Add-on has a problem, you can report it to us.

**My Tally went into educational mode after installing the add-on. What do I do?**

Go into **Gateway of Tally** → **Press F1 (Help)** → **TDL & Add-on** → **Press F4** and remove the Add-on from the list and Restart Tally.