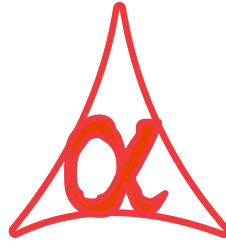




POWER OF SIMPLICITY

Print Group Name in Ledger Wise

Trial Balance Report- 1.0



Alpha Automation Pvt. Ltd.

Head Office

104-The Grand Apurva, Nr. Hotel Fortune Palace,

Nr. Digjam Circle, Airport Road - JAMNAGAR –Gujarat (India)

Phone No. : +91-288-2713956/57/58, 9023726215/16/17, 9099908115, 9825036442

Email : mail@aaplautomation.com

Branch Office

Rajkot : 807-Dhanrajni Complex, Nr. Hotel Imperial Palace, Dr. Yagnik Road, RAJKOT (Gujarat).

Gandhidham : 92-GMA Building, 2nd Floor, Plot No. -297, Sector-12B. GANDHIDHAM (Gujarat)

© 2021 Alpha Automation Pvt. Ltd. All rights reserved.

Tally, Tally 9, Tally9, Tally.ERP, Tally.ERP 9, Shoper, Shoper 9, Shoper POS, Shoper HO, Shoper 9 POS, Shoper 9 HO, TallyDeveloper, Tally.Server 9, Tally Developer, Tally. Developer 9, Tally.NET, Tally Development Environment, TallyPrime, TallyPrimeDeveloper, TallyPrime Server, Tally Extender, Tally Integrator, Tally Integrated Network, Tally Service Partner, TallyAcademy & Power of Simplicity are either registered trademarks or trademarks of Tally Solutions Pvt. Ltd. in India and/or other countries. All other trademarks are properties of their respective owners.

Version: Alpha Automation Pvt. Ltd. / Print Group Name in Ledger Wise Trial Balance Report/ 1.0 / July -2023

Print Group Name in Ledger Wise Trial Balance Report - 1.0

Introduction

This add on print Group Name in Ledger Wise Trial Balance Report.

Benefits

- It display group name in ledger wise trial balance report.
- Including Group names along with ledger names enhances the clarity and understanding of trial balance report.

What's New?

- Compatible with Tally Prime.

Important!

Take back up of your company data before activating the Add-on.

Once you try/purchase an Add-on, follow the steps below to configure the Add-on and use it.

Setup Guide

1. Update your license by going to **Gateway of Tally → F1: Help → Settings → License → Manage License → F5: Update**
(In case you are using a multi-site account, you will need to configure TallyPrime to activate the Add-on for a particular site. Click [here](#) for the steps.)
2. Shut down and Restart TallyPrime and open your company.
3. Press **Ctrl + Alt + H** at any menu screen to open the user manual. In case of multiple Add-on, **Add-On Help** screen will pop-up to select Add-on Manual.

1. Activate the Add-on.

For TallyPrime Release 1.0

Go to **Gateway of Tally** → **F1: Help** → **TDL & Add-On** → **F6: Add-On Features**.

Alternatively, you may press **CTRL + ALT + T** from any menu to open TDL

Management report and then press **F6: Add-On Features**

Set “Yes” to the option “Print Group Name in Ledger Wise Trial Balance Report?”

Add-On Features

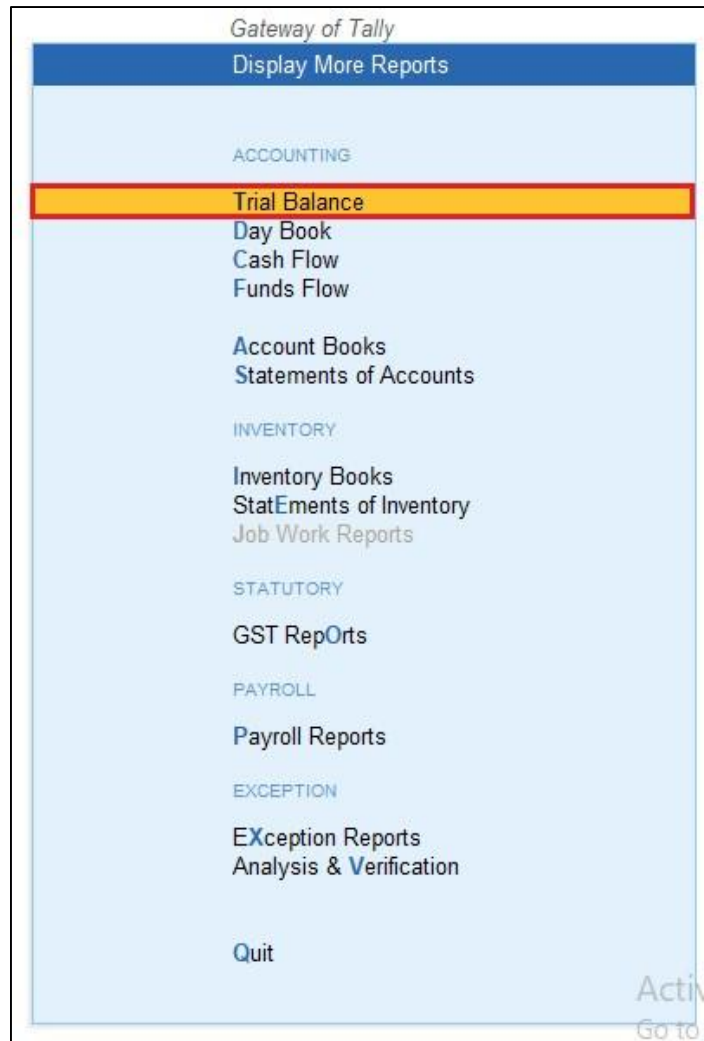
Print Group Name in Ledger Wise Trial Balance Report ? **Yes**

Accept ?

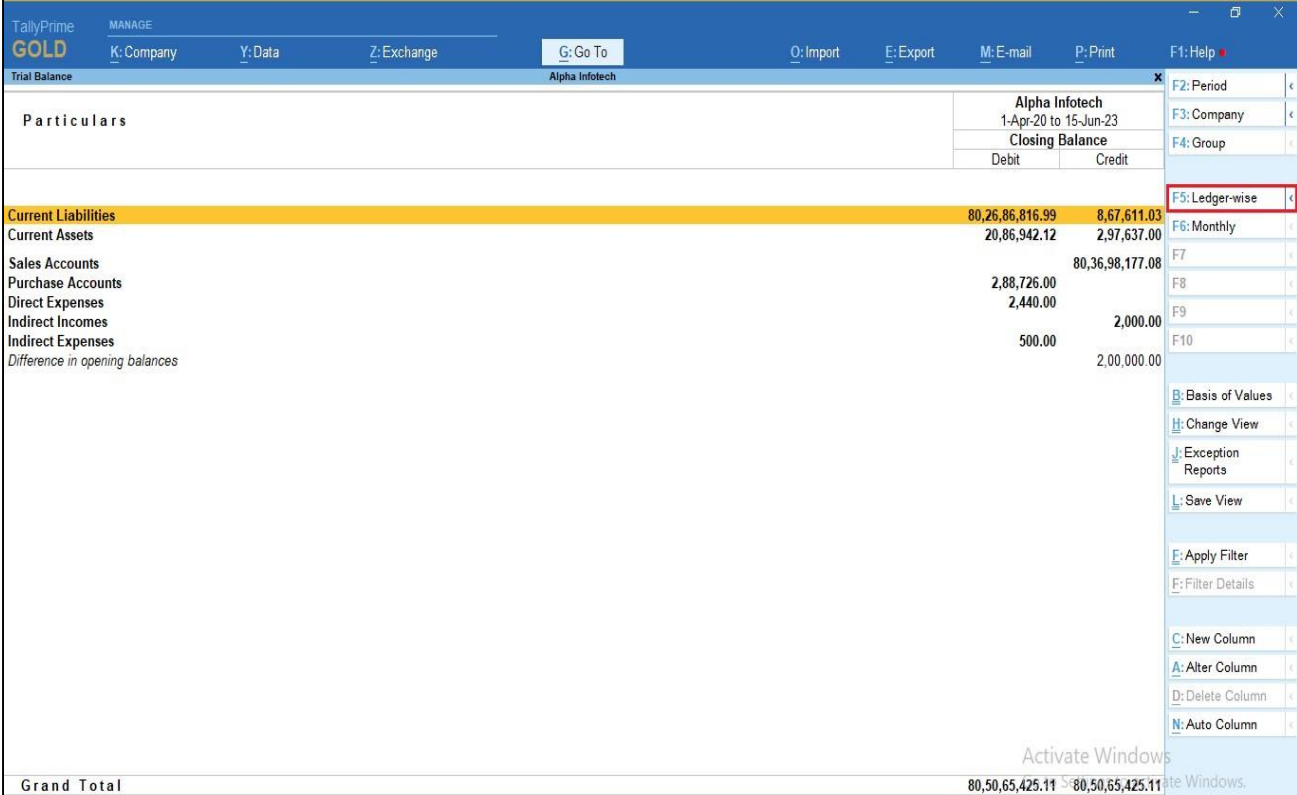
Yes or No

Detailed User Guide:

1. Go to Gateway of Tally → Display More Reports → Trial Balance



2. Report will be display → click F5 (Ledger Wise) button as shown below.



Alpha Infotech		Closing Balance	
Particulars		Debit	Credit
Current Liabilities		80,26,86,816.99	8,67,611.03
Current Assets		20,86,942.12	2,97,637.00
Sales Accounts			80,36,98,177.08
Purchase Accounts		2,88,726.00	
Direct Expenses		2,440.00	
Indirect Incomes			2,000.00
Indirect Expenses		500.00	
Difference in opening balances			2,00,000.00
Grand Total		80,50,65,425.11	80,50,65,425.11

3. Group name is display in Ledger wise Trial Balance Report as shown below.

Particulars		Alpha Infotech	
		1-Apr-20 to 15-Jun-23	
		Closing Balance	
		Debit	Credit
Opening Stock		2,00,000.00	
Purchase Accounts (Bills to come)		20,000.00	
Purchase Bills to Come			20,000.00
Sales Accounts (Bills to make)			(-)24,440.00
Sales Bills to Make		(-)24,440.00	
Abhay Traders	Jamnagar Creditors	80,26,17,809.22	
Ace Shipping Pvt.Ltd	Jamnagar Debtors	80,705.22	
Allec Enterprice	Sundry Debtors	3,86,397.20	
Alpha Automation Pvt.Ltd.	Jamnagar Debtors	2,74,937.50	
Ambika Traders	Jamnagar Creditors		33,552.00
Ambika Trading	Jamnagar Creditors		4,600.00
Ambika Trading Co.	Jamnagar Creditors		17,700.00
AMCB Bank	Bank Accounts		5,812.00
Amrut International	Rajkot Debtors	53,901.20	
Anjana Infotech	Jamnagar Creditors	40,539.99	
Arihant Trading	Jamnagar Debtors		31,620.00
Ashapura Distributors	Jamnagar Debtors		31,710.00
AXIS Bank	Bank Accounts		10,000.00
Balaji Machinery Traders	Sundry Debtors	28,860.00	
Bandhan Bank	Bank Accounts		4,000.00
Bhumit Enterprise	Jamnagar Debtors	39,739.00	
B.M.Traders	Sundry Debtors		18,880.00
BOB Bank	Bank Accounts		7,000.00
BOI Bank	Bank Accounts		4,000.00
Canara Bank	Bank Accounts		7,000.00
Cash	Cash-in-Hand	94,000.00	
CBI Bank	Bank Accounts		2,000.00
CGST	Duties & Taxes		2,74,944.88
Grand Total		80,50,65,425.11	80,50,65,425.11

4. You can print this report with group name also Alt+P as shown below.

Alpha Infotech 102, The Grand Apurva Complex, Nr. Digjam Circle Opp., Fortune Palace, Jamnagar.		
Trial Balance 1-Apr-20 to 15-Jun-23		
Particulars	Closing Balance	
	Debit	Credit
Opening Stock	2,00,000.00	
Purchase Accounts (Bills to come)	20,000.00	
Purchase Bills to Come		20,000.00
Sales Accounts (Bills to make)	(-)24,440.00	(-)24,440.00
Sales Bills to Make		
Abhay Traders	Jamnagar Creditors 80,26,17,809.00	
Ace Shipping Pvt.Ltd	Jamnagar Debtors 80,705.22	
Allec Enterprice	Sundry Debtors 3,86,397.20	
Alpha Automation Pvt Ltd.	Jamnagar Debtors 2,74,937.50	
Ambika Traders		Jamnagar Creditors 33,552.00
Ambika Trading		Jamnagar Creditors 4,600.00
Ambika Trading Co.		Jamnagar Creditors 17,700.00
AMCB Bank		Bank Accounts 5,812.00
Amrut International	Rajkot Debtors 53,901.20	
Anjana Infotech	Jamnagar Creditors 40,539.99	
Arihant Trading		Jamnagar Debtors 31,620.00
Ashapura Distributors		Jamnagar Debtors 31,710.00
AXIS Bank		Bank Accounts 10,000.00
Balaji Machinery Traders	Sundry Debtors 28,860.00	
Bandhan Bank		Bank Accounts 4,000.00
Bhumit Enterprise	Jamnagar Debtors 39,739.00	
B.M.Traders		Sundry Debtors 18,880.00
BOB Bank		Bank Accounts 7,000.00
BOI Bank		Bank Accounts 4,000.00
Canara Bank		Bank Accounts 7,000.00
Cash	Cash-in-Hand 94,000.00	
CBI Bank		Bank Accounts 2,000.00
CGST		Duties & Taxes 2,74,944.88
CGST 6%		Duties & Taxes 1,500.00
Chandan Hardware	Jamnagar Debtors 42,800.00	
City Bank		Bank Accounts 1,000.00
City Union		Bank Accounts 4,000.00
Cleaning Charges	Direct Expenses 2,440.00	
Darshan Industries		Jamnagar Creditors 1,15,952.00
Darshit Enterprise		Jamnagar Creditors 5,200.00
Delivery Charges		Indirect Incomes 2,000.00
Dipali Enterprise	Rajkot Debtors 17,450.00	
Federal Bank		Bank Accounts 4,000.00
Fright		Indirect Expenses 500.00
Gajjar Industries	Sundry Debtors 1,72,106.00	
Geeta Machine Tools	Jamnagar Debtors 7,960.00	
Giriraj Hardware		Jamnagar Creditors 34,900.00
Goal Enterprise	Jamnagar Creditors 17,048.00	
Guru Industries	Jamnagar Debtors 26,880.00	
HDFC	Bank Accounts 1,44,100.00	
Heena Industries	Jamnagar Debtors 25,695.00	
Honest Corporation	Jamnagar Debtors 32,560.00	
ICICI		Bank Accounts 1,09,905.00
Idfc		Bank Accounts 4,000.00
IGST		Duties & Taxes 19,405.27
Imperial Pvt.Ltd		Sundry Debtors 100.00
Indian Bank		Bank Accounts 15,000.00
Carried Over	80,43,01,988.11	7,65,341.15

continued ...

FAQ

Which version/release of TallyPrime does the add-on support?

This add-on will work only from TallyPrime Release 2.0 onwards.

How will I get support for this add-on?

For any functional support requirements please do write to us on mail@aaplautomation.com or call us at +91-288-2713956/57/58, +91-9023726215/16, 17, 9099908115, 9825036442.

If I need some enhancements / changes to be incorporated for the add-on, whom should I contact?

Please to write to us on mail@aaplautomation.com with your additional requirements and we will revert to you in 24 hours.

Will new features added be available to us?

We offer one year availability of all support and new features free of cost. After one year, nominal subscription cost will be applicable to you to continue to get free support and updates.

What will happen after one year?

There is no fixed annual charge to be payable mandatory. However if any changes are required in our Add-On to make compatible with New Release of TallyPrime then the modification Charges will be applied.

I am using a multi-site. Can I use the same Add-on for all the sites?

No, one Add-on will work only for 1 site. You need to purchase again if you want to use the same Add-on for more sites.

TDL Management screen shows errors with the Add-on. What do I do?

Check whether the error is because of the Add-on or because of clashes between 2 TDLs (An add-on is also a TDL). In case of clashes, disable one or more TDLs and check which

TDL has the error. If the Add-on has a problem, you can report it to us.

My Tally went into educational mode after installing the add-on. What do I do?

Go into **Gateway of Tally** → **Press F1 (Help)** → **TDL & Add-on** → **Press F4** and remove the Add-on from the list and Restart Tally.