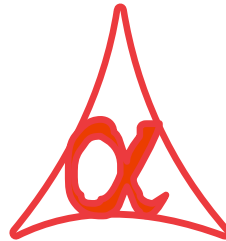




POWER OF SIMPLICITY

Sales & Purchase Order Outstanding
Report by Order Due Date– 1.0



Alpha Automation Pvt. Ltd.

Head Office

104-The Grand Apurva, Nr. Hotel Fortune Palace,

Nr. Digjam Circle, Airport Road - JAMNAGAR –Gujarat (India)

Phone No. : +91-288-2713956/57/58, 9023726215/16/17, 9099908115, 9825036442

Email : mail@aaplautomation.com

Branch Office

Rajkot : 807-Dhanrajni Complex, Nr. Hotel Imperial Palace, Dr. Yagnik Road, RAJKOT (Gujarat).

Gandhidham : 92-GMA Building, 2nd Floor, Plot No. -297, Sector-12B. GANDHIDHAM (Gujarat)

© 2020 Alpha Automation Pvt. Ltd. All rights reserved.

Tally, Tally 9, Tally9, Tally.ERP, Tally.ERP 9, Shoper, Shoper 9, Shoper POS, Shoper HO, Shoper 9 POS, Shoper 9 HO, TallyDeveloper, Tally.Server 9, Tally Developer, Tally. Developer 9, Tally.NET, Tally Development Environment, TallyPrime, TallyPrimeDeveloper, TallyPrime Server, Tally Extender, Tally Integrator, Tally Integrated Network, Tally Service Partner, TallyAcademy & Power of Simplicity are either registered trademarks or trademarks of Tally Solutions Pvt. Ltd. in India and/or other countries. All other trademarks are properties of their respective owners.

Version: Alpha Automation Pvt. Ltd. / Sales & Purchase Order Outstanding Report by Order due Date/1.0/ Aug -2023

Sales & Purchase Order Outstanding

Report by Order Due Date – 1.0

Introduction

This module facilitates the user to display sales and purchase order outstanding Report by Order due date.

Benefits

- User gets Order Outstanding Report by due date, which helps in Planning the Item Receipt and Despatch.

What's New?

- Compatible with Tally Prime

Important!

Take back up of your company data before activating the Add-on.

Once you try/purchase an Add-on, follow the steps below to configure the Add-on and use it.

Installation

1. Copy the TCP file in Tally Prime Folder.
2. Gateway of Tally → F1 (Help) → TDL & Add-on → F4 (Manage Local TDL) → Select Yes in Load TDL on Startup and give the file name of TCP File. After pressing the Enter Key will show TDL Status which should be as Loaded.

System requirements:

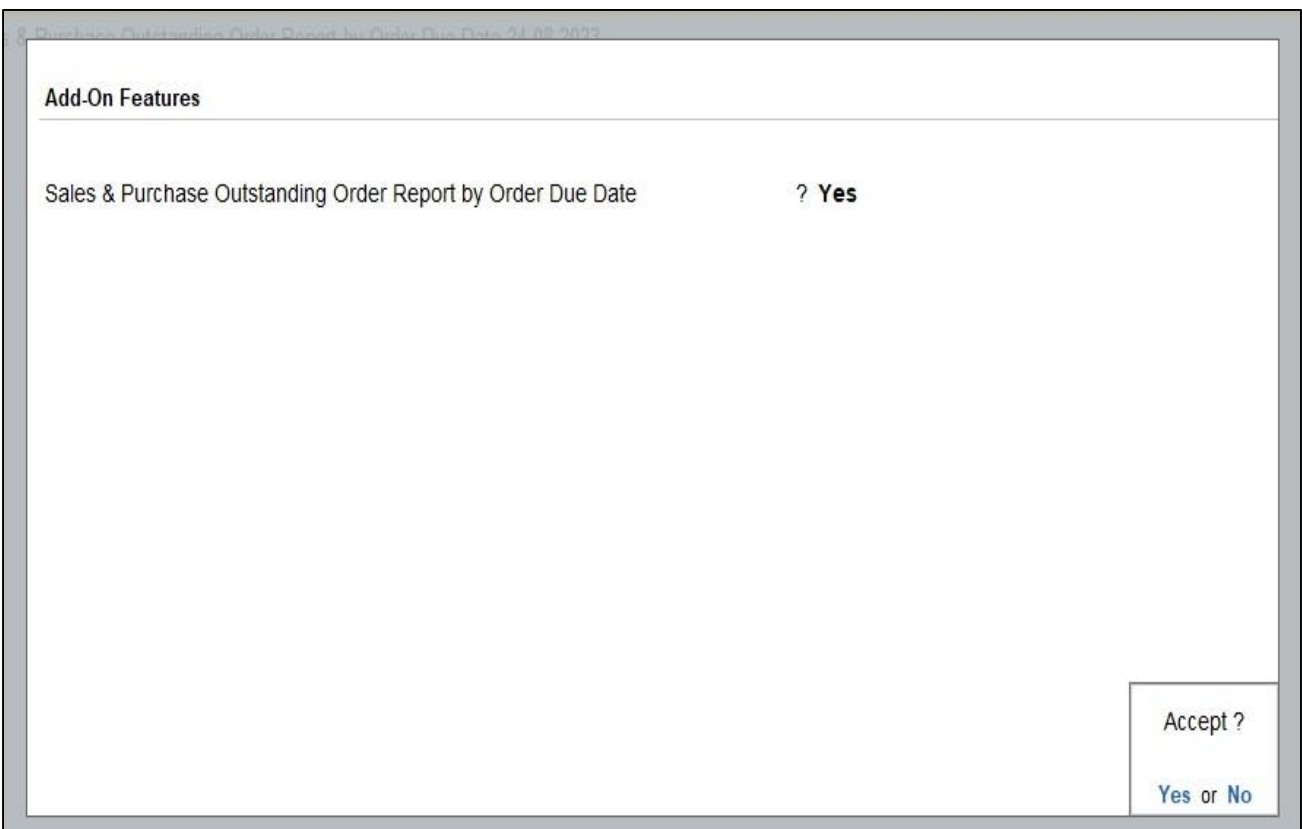
No additional hardware / software infrastructure is required for executing and operation this applications module

1. Activate the Add-on.

For Tally Prime Release 1.0

Go to **Gateway of Tally** → **F1: Help** → **TDL & Add-On** → **F6: Add-On Features**. Alternatively, you may press **CTRL + ALT + T** from any menu to open TDL Management report and then press **F6: Add-On Features**

Set “**Yes**” to the option “**Sales & Purchase Order Outstanding Report by Order Due Date?**”



Add-On Features	
Sales & Purchase Outstanding Order Report by Order Due Date	? Yes

Accept ?

Yes or No

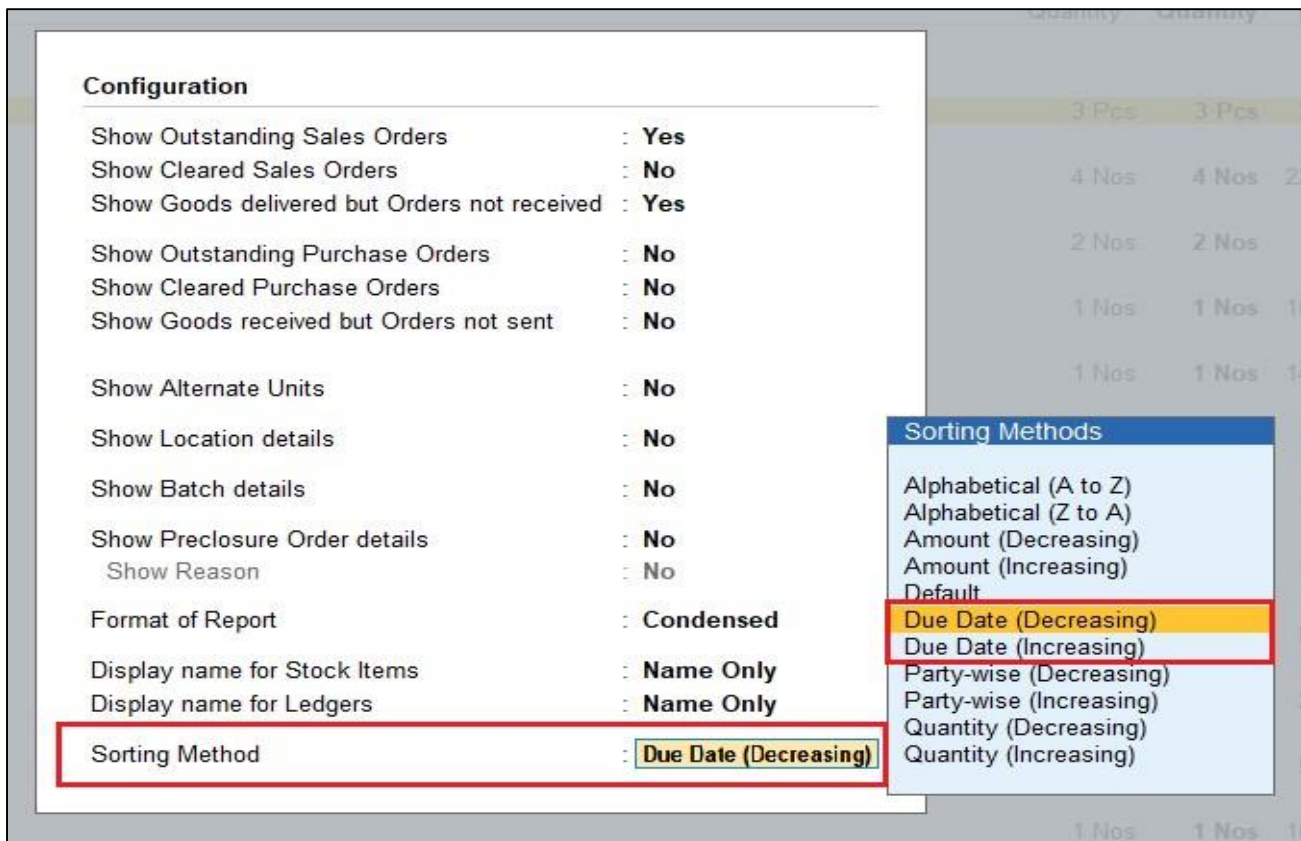
Detailed User Guide:

1. Sales order outstanding report :

- Go to Gateway of Tally → Display more Reports → Statement of Inventory → Sales order Outstanding → All Orders



- Click on F12 Button → Sort the report by due date as per your requirement as shown below.



Configuration

Show Outstanding Sales Orders	: Yes
Show Cleared Sales Orders	: No
Show Goods delivered but Orders not received	: Yes
Show Outstanding Purchase Orders	: No
Show Cleared Purchase Orders	: No
Show Goods received but Orders not sent	: No
Show Alternate Units	: No
Show Location details	: No
Show Batch details	: No
Show Preclosure Order details	: No
Show Reason	: No
Format of Report	: Condensed
Display name for Stock Items	: Name Only
Display name for Ledgers	: Name Only
Sorting Method	: Due Date (Decreasing)

Sorting Methods

- Alphabetical (A to Z)
- Alphabetical (Z to A)
- Amount (Decreasing)
- Amount (Increasing)
- Default
- Due Date (Decreasing)**
- Due Date (Increasing)
- Party-wise (Decreasing)
- Party-wise (Increasing)
- Quantity (Decreasing)
- Quantity (Increasing)

3. As per sorting method selected the report will be sorted as shown below.

Date Order Number		Name of Item	Ordered Quantity	Balance Quantity	Rate (Disc %)	Value	Due on (overdue)
Sales Orders Outstanding:							
20-Nov-20	12	Brass Pin <i>From: Chandan Hardware</i>	2 Nos	2 Nos	200.00	400.00	20-Nov-20 (41 days)
20-Nov-20	13	Dell Laptop <i>From: Guru Industries</i>	1 Nos	1 Nos	10,000.00	10,000.00	20-Nov-20 (41 days)
20-Nov-20	14	Any Desk <i>From: Hemant Enterprise</i>	1 Nos	1 Nos	14,670.00	14,670.00	20-Nov-20 (41 days)
20-Nov-20	15	Keyboard <i>From: Geeta Machine Tools</i>	4 Pcs	4 Pcs	1,000.00	4,000.00	20-Nov-20 (41 days)
9-Nov-20	11	Mouse <i>From: JK Agro Sales</i>	10 Pcs	10 Pcs	1,000.00 (5 %)	9,500.00	9-Nov-20 (52 days)
9-Nov-20	11	Mouse <i>From: JK Agro Sales</i>	2 Pcs	2 Pcs	1,000.00 (10 %)	1,800.00	9-Nov-20 (52 days)
9-Nov-20	11	Dell Laptop <i>From: JK Agro Sales</i>	3 Nos	3 Nos	8,000.00	24,000.00	9-Nov-20 (52 days)
3-Oct-20	15	Tally Silver <i>From: Goal Enterprise</i>	1 Nos	1 Nos	2,000.00	2,000.00	4-Oct-20 (88 days)
3-Oct-20	15	Tally ERP9 Gold <i>From: Goal Enterprise</i>	2 Nos	2 Nos	5,000.00	10,000.00	3-Oct-20 (89 days)
3-Oct-20	10	Biz Mobile App <i>From: Anjana Infotech</i>	1 Nos	1 Nos	10,000.00	10,000.00	3-Oct-20 (89 days)
28-Sep-20	8	Zen Auditor <i>From: Jaydeep Enterprise</i>	10 Nos	10 Nos	2,000.00	20,000.00	28-Sep-20 (94 days)
28-Sep-20	8	Tally ERP9 Gold <i>From: Jaydeep Enterprise</i>	1 Nos	1 Nos	10,000.00	10,000.00	28-Sep-20 (94 days)
26-Sep-20	5	Tally ERP9 Gold	1 Nos	1 Nos	15,000.00	13,500.00	26-Sep-20

Note: Due date wise sorting method will apply in all sales order outstanding report.

4. Purchase Order Outstanding report :

- Go to Gateway of Tally → Display more Reports → Statement of Inventory → Purchase order Outstanding → All Orders



- Click on F12 Button → Sort the report by due date as per your requirement as shown below

Configuration	
Show Outstanding Purchase Orders	: Yes
Show Cleared Purchase Orders	: No
Show Goods received but Orders not sent	: Yes
Show Outstanding Sales Orders	: No
Show Cleared Sales Orders	: No
Show Goods delivered but Orders not received	: No
Show Alternate Units	: No
Show Location details	: No
Show Batch details	: No
Show Preclosure Order details	: No
Show Reason	: No
Format of Report	: Condensed
Display name for Stock Items	: Name Only
Display name for Ledgers	: Name Only
Sorting Method	: Due Date (Increasing)

Sorting Methods	
Alphabetical (A to Z)	
Alphabetical (Z to A)	
Amount (Decreasing)	
Amount (Increasing)	
Default	
Due Date (Decreasing)	
Due Date (Increasing)	
Party-wise (Decreasing)	
Party-wise (Increasing)	
Quantity (Decreasing)	
Quantity (Increasing)	

6. Order due date column is display in Purchase columnar report as shown below .

Purchase Orders(Due Only)							1-Apr-20 to 31-Dec-20	
Date	Order Number	Name of Item	Ordered Quantity	Balance Quantity	Rate (Disc %)	Value	Due on (overdue)	
Purchase Orders Outstanding:								
14-Aug-20	1	Tally Silver To: Kepro India	2 Nos	2 Nos	15,000.00	30,000.00	14-Aug-20 (139 days)	
23-Sep-20	2	RTGS Customization To: Sandeep Traders	2 Nos	2 Nos	10,000.00	20,000.00	23-Sep-20 (99 days)	
26-Sep-20	7	RTGS Customization To: Ambika Traders	4 Nos	4 Nos	10,000.00 (15 %)	34,000.00	26-Sep-20 (96 days)	
28-Sep-20	5	Zen Auditor To: Ambika Traders	2 Nos	2 Nos	4,000.00	8,000.00	26-Sep-20 (96 days)	
27-Sep-20	5	HP Laptop To: Smart Traders	1 Nos	1 Nos	20,000.00	20,000.00	27-Sep-20 (95 days)	
3-Oct-20	6	Tally Addons To: Prem Solutions	2 Nos	2 Nos	5,000.00	10,000.00	3-Oct-20 (89 days)	
9-Nov-20	11	Any Desk To: Ambika Traders	2 Nos	2 Nos	10,000.00 (2.50 %)	19,500.00	9-Nov-20 (52 days)	
9-Nov-20	11	Mouse To: Ambika Traders	4 Pcs	4 Pcs	500.00	2,000.00	9-Nov-20 (52 days)	
9-Nov-20	11	Mouse To: Ambika Traders	2 Pcs	2 Pcs	2,000.00	4,000.00	9-Nov-20 (52 days)	
9-Nov-20	8	Printer To: Smart Traders	4 Nos	4 Nos	4,000.00	16,000.00	9-Nov-20 (52 days)	
9-Nov-20	8	Bales To: Smart Traders	10 Nos	10 Nos	100.00	1,000.00	9-Nov-20 (52 days)	
9-Nov-20	8	Brass Pin To: Smart Traders	100 Nos	100 Nos	100.00	10,000.00	9-Nov-20 (52 days)	
						1,74,500.00		

Note: Due date wise sorting method will apply in all Purchase order outstanding report.

FAQ

Which version/release of Tally Prime does the add-on support?

This add-on will work only from Tally Prime Release 1.0 onwards.

How will I get support for this add-on?

For any functional support requirements please do write to us on mail@aaplautomation.com or call us at +91-288-2713956/57/58, +91-9023726215/16, 9099908115, 9825036442.

If I need some enhancements / changes to be incorporated for the add-on, whom should I contact?

Please to write to us on mail@aaplautomation.com with your additional requirements and we will revert to you in 24 hours.

Will new features added be available to us?

We offer one year availability of all support and new features free of cost. After one year, nominal subscription cost will be applicable to you to continue to get free support and updates.

What will happen after one year?

There is no fixed annual charge to be payable mandatory. However if any changes are required in our Add-On to make compatible with New Release of TallyPrime then the modification Charges will be applied.

I am using a multi-site. Can I use the same Add-on for all the sites?

No, one Add-on will work only for 1 site. You need to purchase again if you want to use the same Add-on for more sites.

TDL Management screen shows errors with the Add-on. What do I do?

Check whether the error is because of the Add-on or because of clashes between 2 TDLs (An add-on is also a TDL). In case of clashes, disable one or more TDLs and check which TDL has the error. If the Add-on has a problem, you can report it to us.

My Tally went into educational mode after installing the add-on. What do I do?

Go into **Gateway of Tally** → **Press F1 (Help)** → **TDL & Add-on** → **Press F4** and remove the Add-on from the list and Restart Tally.