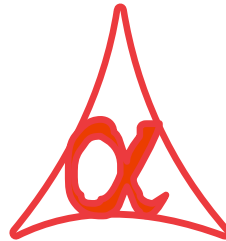




POWER OF SIMPLICITY

**Customer Wise Selection to Allow
Billing for Exceeded Credit Limit– 1.0**



Alpha Automation Pvt. Ltd.

Head Office

104-The Grand Apurva, Nr. Hotel Fortune Palace,

Nr. Digjam Circle, Airport Road - JAMNAGAR –Gujarat (India)

Phone No. : +91-288-2713956/57/58, 9023726215/16/17, 9099908115, 9825036442

Email : mail@aaplautomation.com

Branch Office

Rajkot : 807-Dhanrajni Complex, Nr. Hotel Imperial Palace, Dr. Yagnik Road, RAJKOT (Gujarat).

Gandhidham : 92-GMA Building, 2nd Floor, Plot No. -297, Sector-12B. GANDHIDHAM (Gujarat)

© 2020 Alpha Automation Pvt. Ltd. All rights reserved.

Tally, Tally 9, Tally9, Tally.ERP, Tally.ERP 9, Shoper, Shoper 9, Shoper POS, Shoper HO, Shoper 9 POS, Shoper 9 HO, TallyDeveloper, Tally.Server 9, Tally Developer, Tally. Developer 9, Tally.NET, Tally Development Environment, TallyPrime, TallyPrimeDeveloper, TallyPrime Server, Tally Extender, Tally Integrator, Tally Integrated Network, Tally Service Partner, TallyAcademy & Power of Simplicity are either registered trademarks or trademarks of Tally Solutions Pvt. Ltd. in India and/or other countries. All other trademarks are properties of their respective owners.

Version: Alpha Automation Pvt. Ltd. / Customer Wise Selection to Allow Billing for Exceeded Credit Limit/1.0/ Nov-2023

Customer Wise Selection to Allow Billing for Exceeded Credit Limit– 1.0

Introduction

Control on credit limit is the default feature of Tally Prime. It doesn't allow to make bill if credit limit gets exceeded for that Ledger. This add on allows the user to generate Bill for selected Customers even if Credit Limit gets exceeded. Here user gets Only Warning Message for Credit Limit Exceeded.

Benefits

- User can generate the Billing for Selected Customers irrespective of Credit Limit exceeded or not. No need to remove Credit Limit from the Ledger Master for these customers.

What's New?

- Compatible with TallyPrime

Important!

Take back up of your company data before activating the Add-on.

Once you try/purchase an Add-on, follow the steps below to configure the Add-on and use it.

Installation

1. Copy the TCP file in TallyPrime Folder.
2. Gateway of Tally → F1 (Help) → TDL & Add-on → F4 (Manage Local TDL) → Select Yes in Load TDL on Startup and give the file name of TCP File. After pressing the Enter Key will show TDL Status which should be as Loaded.

System requirements

No additional hardware / software infrastructure is required for executing and operation this applications module

1. Activate the Add-on.

For TallyPrime Release 1.0

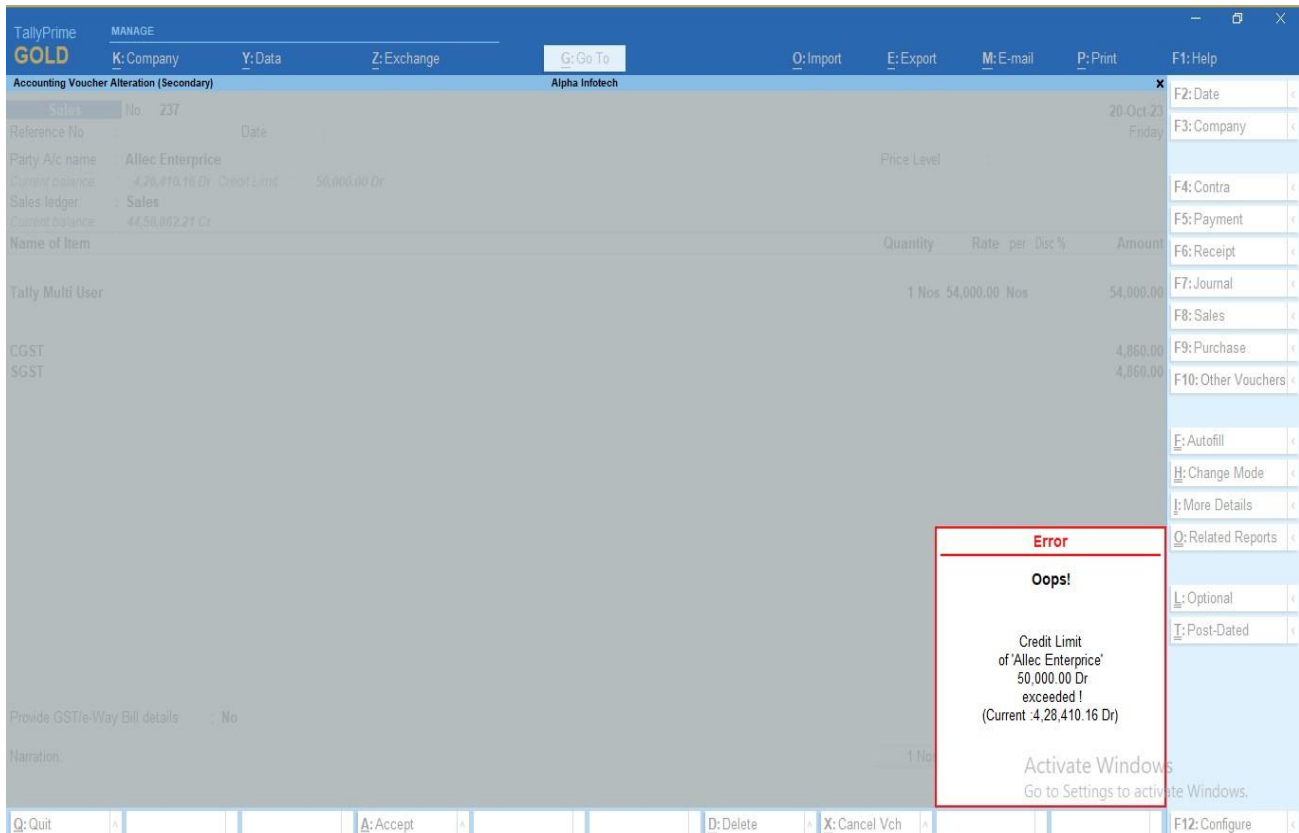
Go to **Gateway of Tally** → **F1: Help** → **TDL & Add-On** → **F6: Add-On Features**.
Alternatively, you may press **CTRL + ALT + T** from any menu to open TDL Management report and then press **F6: Add-On Features**

Set “**Yes**” to the option “**Enable Customer Wise Selection to Allow Billing for Exceeded Credit Limit?**”

| Add-On Features |
|---|
| Enable Customer Wise Selection to Allow Billing for Exceeded Credit Limit? Yes |
| Accept ? Yes or No |

Detailed User Guide:

1. **Make a sales bill of ledger → amount of bill is to be beyond credit limit → by default tally doesn't allow to save bill message will appear credit limit exceeded as shown below.**



The screenshot displays the TallyPrime interface for creating a sales bill. The window title is 'TallyPrime GOLD' and the menu bar includes 'MANAGE', 'K: Company', 'Y: Data', 'Z: Exchange', 'G: Go To', 'O: Import', 'E: Export', 'M: E-mail', 'P: Print', and 'F1: Help'. The main window shows 'Accounting Voucher Alteration (Secondary)' for 'Alpha Infotech' on '20-Oct-23' (Friday). The voucher details include:

- Reference No: 237
- Party A/c name: Allec Enterprice
- Current balance: 4,28,410.16 Dr
- Credit Limit: 50,000.00 Dr
- Sales ledger: Sales
- Current balance: 44,50,852.21 Cr

The item list shows:

| Name of Item | Quantity | Rate | per Disc % | Amount |
|------------------|----------|-----------|------------|-----------|
| Tally Multi User | 1 Nos | 54,000.00 | Nos | 54,000.00 |
| CGST | | | | 4,850.00 |
| SGST | | | | 4,850.00 |

An error dialog box is displayed in the foreground with the following text:

Error

Oops!

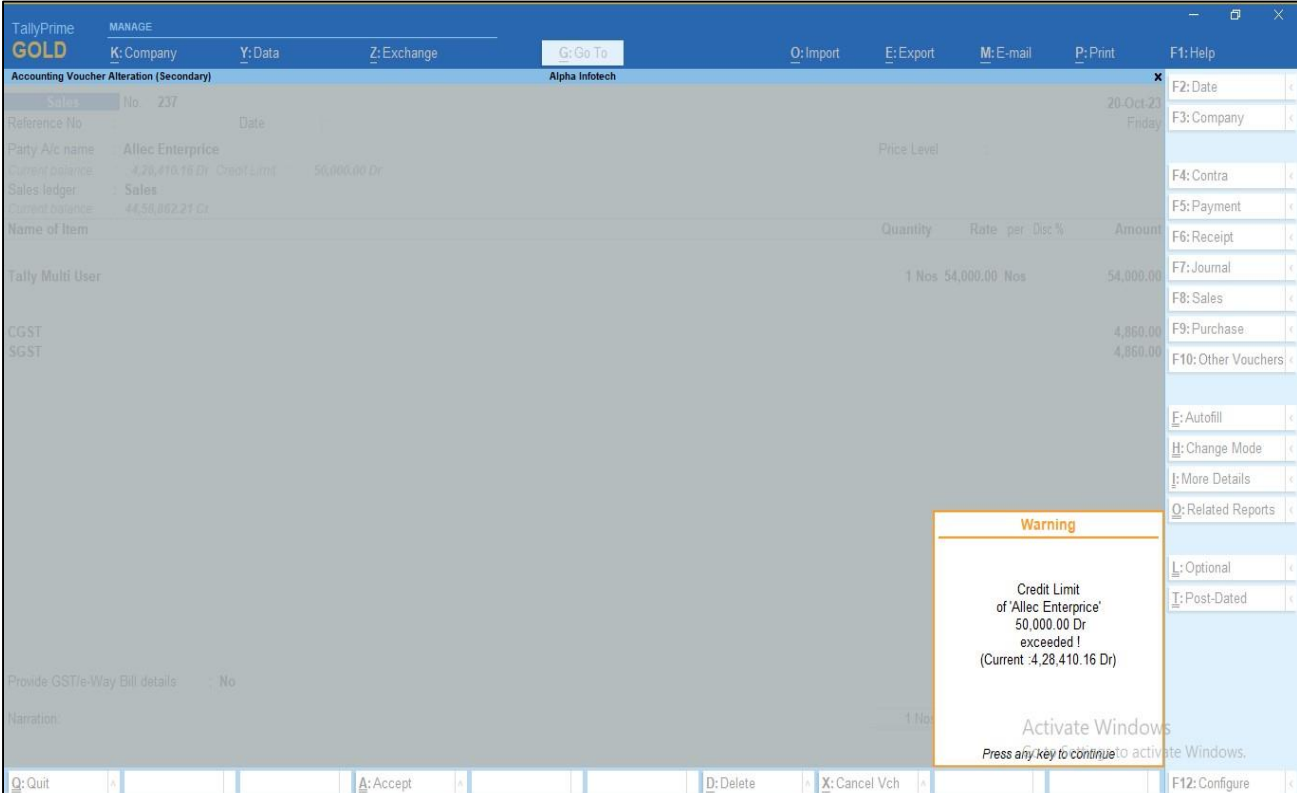
Credit Limit of 'Allec Enterprice' 50,000.00 Dr exceeded!
(Current -4,28,410.16 Dr)

At the bottom of the window, there are keyboard shortcuts: Q: Quit, A: Accept, D: Delete, X: Cancel Vch, and F12: Configure.

2. Go to Gateway of tally → Alter → Ledger → Select Ledger you want to allow for billing whose credit limit is exceeded → set the option yes allow billing even if credit limit exceeds.

| TallyPrime MANAGE | | Alpha Infotech | |
|---|---|--------------------------------------|--|
| GOLD | K: Company | Y: Data | Z: Exchange |
| | | G: Go To | O: Import E: Export |
| Ledger Alteration | | | |
| English : | | Total Opening Balance | |
| Name : Allec Enterprice | | 7,40,640.00 Dr | |
| (alias) : Allec | | <i>Difference</i> | |
| | | 7,40,640.00 Dr | |
| Under : | Sundry Debtors (Current Assets) | Mailing Details | |
| Maintain balances bill-by-bill : | Yes | Name : | Allec Enterprice |
| Default credit period : | | Address : | 301,Neo Square, Nr.Ambar Cinema,P.N Marg Jamnagar. |
| Check for credit days during voucher entry : | No | State : | Gujarat |
| Specify credit limit : | 50,000.00 Dr | Country : | India |
| Allow Billing Even if Credit Limit Exceeds ? | Yes | Pincode : | |
| Override credit limit using post-dated transactions : | No | Mobile no. : | 9773457538 |
| Inventory values are affected : | No | Provide Contact Details : | No |
| | | Set/alter multiple mailing details : | No |
| | | Banking Details | |
| | | Provide bank details : | No |
| | | Tax Registration Details | |
| | | PAN/IT No. : | |
| | | Registration type : | Regular |
| | | GSTIN/UIN : | |
| | | Set/Alter additional GST details : | No |
| | | Opening Balance (on 1-Apr-20) : | |
| Q: Quit | A: Accept | D: Delete | |

3. Make a sales bill of above ledger → amount of bill is to be beyond credit limit → it will allow to save bill even the credit limit is exceeded of above ledger.



The screenshot displays the TallyPrime interface for creating a sales bill. The main window shows the 'Accounting Voucher Alteration (Secondary)' for 'Alpha Infotech' on 20-Oct-23. The bill is for 'Allec Enterprice' with a current balance of 4,28,410.16 Dr and a credit limit of 50,000.00 Dr. The bill items include 'Tally Multi User' (1 Nos, 54,000.00) and GST (CGST and SGST). A warning dialog box is overlaid on the screen, stating: 'Warning: Credit Limit of 'Allec Enterprice' 50,000.00 Dr exceeded! (Current: 4,28,410.16 Dr)'. The dialog also includes the text 'Activate Windows' and 'Press any key to continue to activate Windows.' The bottom of the screen shows the standard TallyPrime navigation bar with options like 'Quit', 'Accept', 'Delete', 'Cancel Vch', and 'Configure'.

Note: warning is appear to know but bill will generate.

4. Bill is saved even the credit limit is exceeds it is seen in sales register as shown below.

| TallyPrime MANAGE | | | | | |
|--|-----------------------|----------|--------------|---------------------|---------------|
| GOLD | | | | | |
| Voucher Register Alpha Infotech | | | | | |
| List of All Sales Vouchers 1-Oct-23 to 31-Oct-23 | | | | | |
| Date | Particulars | Vch Type | Vch No. | Debit Amount | Credit Amount |
| 9-Oct-23 | Abhay Traders | Sales | 208 | 16,208.48 | |
| 10-Oct-23 | Abhay Traders | Sales | 209 | 16,208.48 | |
| 11-Oct-23 | Abhay Traders | Sales | 210 | 12,156.36 | |
| 12-Oct-23 | Abhay Traders | Sales | 211 | 12,156.36 | |
| 13-Oct-23 | Abhay Traders | Sales | 212 | 16,208.48 | |
| 14-Oct-23 | Abhay Traders | Sales | 213 | 16,208.48 | |
| 15-Oct-23 | Abhay Traders | Sales | 214 | 12,156.36 | |
| 16-Oct-23 | Abhay Traders | Sales | 215 | 16,208.48 | |
| 17-Oct-23 | Abhay Traders | Sales | 216 | 12,156.36 | |
| 18-Oct-23 | Abhay Traders | Sales | 217 | 16,208.48 | |
| 19-Oct-23 | Abhay Traders | Sales | 218 | 16,208.48 | |
| 20-Oct-23 | Abhay Traders | Sales | 219 | 12,156.36 | |
| 20-Oct-23 | Abhay Traders | Sales | 220 | 1,50,000.00 | |
| 20-Oct-23 | Ashapura Distributors | Sales | 221 | 4,720.00 | |
| 20-Oct-23 | Arihant Trading | Sales | 222 | 3,752.40 | |
| 20-Oct-23 | Abhay Traders | Sales | 226 | 56,000.00 | |
| 20-Oct-23 | Abhay Traders | Sales | 227 | 1,288.20 | |
| 20-Oct-23 | Ambika Trading Co. | Sales | 228 | 6,360.00 | |
| 20-Oct-23 | Allec Enterprice | Sales | 229 | 16,440.00 | |
| 20-Oct-23 | Abhay Traders | Sales | 230 | 76,700.00 | |
| 20-Oct-23 | Amrut International | Sales | 232 | 4,77,090.00 | |
| 20-Oct-23 | Anjana Infotech | Sales | 233 | 1,77,550.00 | |
| 20-Oct-23 | Amrut International | Sales | 234 | 1,15,050.00 | |
| 20-Oct-23 | Anjana Infotech | Sales | 235 | 56,050.00 | |
| 20-Oct-23 | Allec Enterprice | Sales | 237 | 63,720.00 | |
| | New Ref 237 | | 63,720.00 Dr | | |
| | Sales | | 54,000.00 Cr | | |
| | CGST | | 4,860.00 Cr | | |
| | SGST | | 4,860.00 Cr | | |
| | | | | Total: 14,90,084.28 | |

FAQ

Which version/release of TallyPrime does the add-on support?

This add-on will work only from TallyPrime Release 1.0 onwards.

How will I get support for this add-on?

For any functional support requirements please do write to us on mail@aaplautomation.com or call us at +91-288-2713956/57/58, +91-9023726215/16/17, 9099908115, 9825036442.

If I need some enhancements / changes to be incorporated for the add-on, whom should I contact?

Please to write to us on mail@aaplautomation.com with your additional requirements and we will revert to you in 24 hours.

Will new features added be available to us?

We offer one year availability of all support and new features free of cost. After one year, nominal subscription cost will be applicable to you to continue to get free support and updates.

What will happen after one year?

There is no fixed annual charge to be payable mandatory. However if any changes are required in our Add-On to make compatible with New Release of TallyPrime then the modification Charges will be applied.

I am using a multi-site. Can I use the same Add-on for all the sites?

No, one Add-on will work only for 1 site. You need to purchase again if you want to use the same Add-on for more sites.

TDL Management screen shows errors with the Add-on. What do I do?

Check whether the error is because of the Add-on or because of clashes between 2 TDLs (An add-on is also a TDL). In case of clashes, disable one or more TDLs and check which TDL has the error. If the Add-on has a problem, you can report it to us.

My Tally went into educational mode after installing the add-on. What do I do?

Go into **Gateway of Tally** → **Press F1 (Help)** → **TDL & Add-on** → **Press F4** and remove the Add-on from the list and Restart Tally.