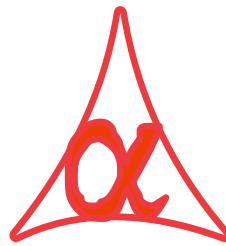




POWER OF SIMPLICITY

**Display Only On Account Transactions in
Daybook of Ledgers having Bill Wise Entry – 1.0**



Alpha Automation Pvt. Ltd.

Head Office

104-The Grand Apurva, Nr. Hotel Fortune Palace,

Nr. Digjam Circle, Airport Road - JAMNAGAR –Gujarat (India)

Phone No. : +91-288-2713956/57/58, 9023726215/16/17/18/19, 9099908115,
9825036442

Email : mail@aaplautomation.com

Branch Office

Rajkot : 807-Dhanrajni Complex, Nr. Hotel Imperial Palace, Dr. Yagnik
Road, RAJKOT (Gujarat).

Gandhidham : 92-GMA Building, 2nd Floor, Plot No. -297, Sector-12B.
GANDHIDHAM (Gujarat)

© 2020 Alpha Automation Pvt. Ltd. All rights reserved.

Tally, Tally 9, Tally9, Tally.ERP, Tally.ERP 9, Shoper, Shoper 9, Shoper POS, Shoper HO, Shoper 9 POS, Shoper 9 HO, Tally Developer, Tally.Server 9, Tally Developer, Tally. Developer 9, Tally.NET, Tally Development Environment, Tally Prime, TallyPrimeDeveloper, Tally Prime Server, Tally Extender, Tally Integrator, Tally Integrated Network, Tally Service Partner, Tally Academy & Power of Simplicity are either registered trademarks or trademarks of Tally Solutions Pvt. Ltd. in India and/or other countries. All other trademarks are properties of their respective owners.

Version: Alpha Automation Pvt. Ltd. / Display Only On Account Transactions in Daybook of Ledgers having Bill Wise Entry - 1.0/Dec -2023

Display Only On Account Transactions in Daybook of Ledgers having Bill Wise Entry– 1.0

Introduction

This add on facilitates users to display only On Account Transaction in Daybook of Ledgers maintaining bill wise Reference Entry.

Benefits

- It helps user to get All On Account Transaction in Single Report so that it can be updated with Bill Wise Reference when the details are available.

What's New?

- Compatible with Tally Prime.

Important!

Take back up of your company data before activating the Add-on.

Once you try/purchase an Add-on, follow the steps below to configure the Add-on and use it.

Installation

1. Copy the TCP file in TallyPrime Folder.
2. Gateway of Tally → F1 (Help) → TDL & Add-on → F4 (Manage Local TDL) → Select Yes in Load TDL on Startup and give the file name of TCP File. After pressing the Enter Key will show TDL Status which should be as Loaded.

System requirements:

No additional hardware / software infrastructure is required for executing and operation this applications module

1. Activate the Add-on.

For TallyPrime Release 1.0

Go to **Gateway of Tally** → **F1: Help** → **TDL & Add-On** → **F6: Add-On Features**.
Alternatively, you may press **CTRL + ALT + T** from any menu to open TDL Management report and then press **F6: Add-On Features**

Set “**Yes**” to the option “Enable Display Only On Account Transactions in Daybook of Ledgers having Bill Wise Entry?”

Add-On Features

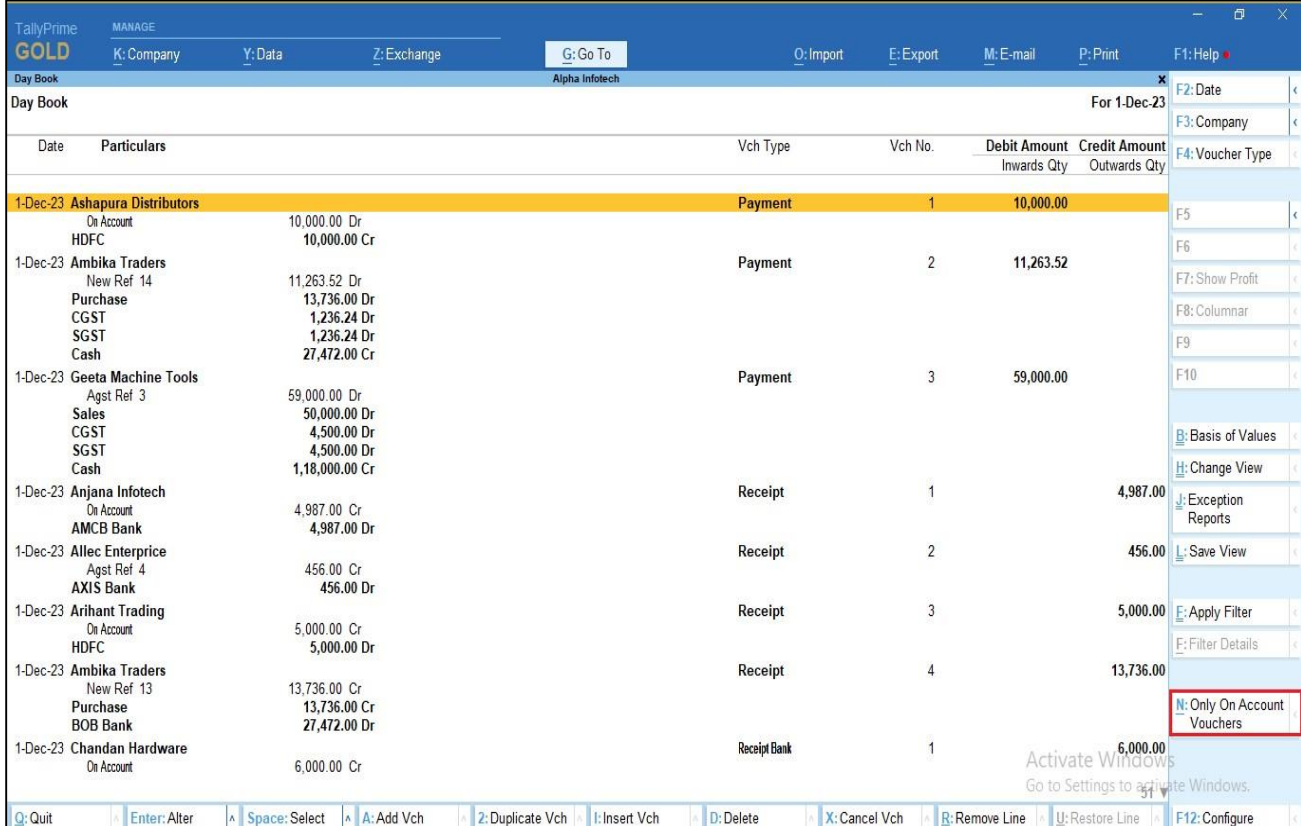
Enable Display Only On Account Transactions in Daybook of Ledgers having Bill Wise Entry ? **Yes**

Accept ?

Yes or No

Detailed User Guide:

1. Go to Gateway of Tally → Day Book → click on the button to view only on account transaction voucher as shown below.

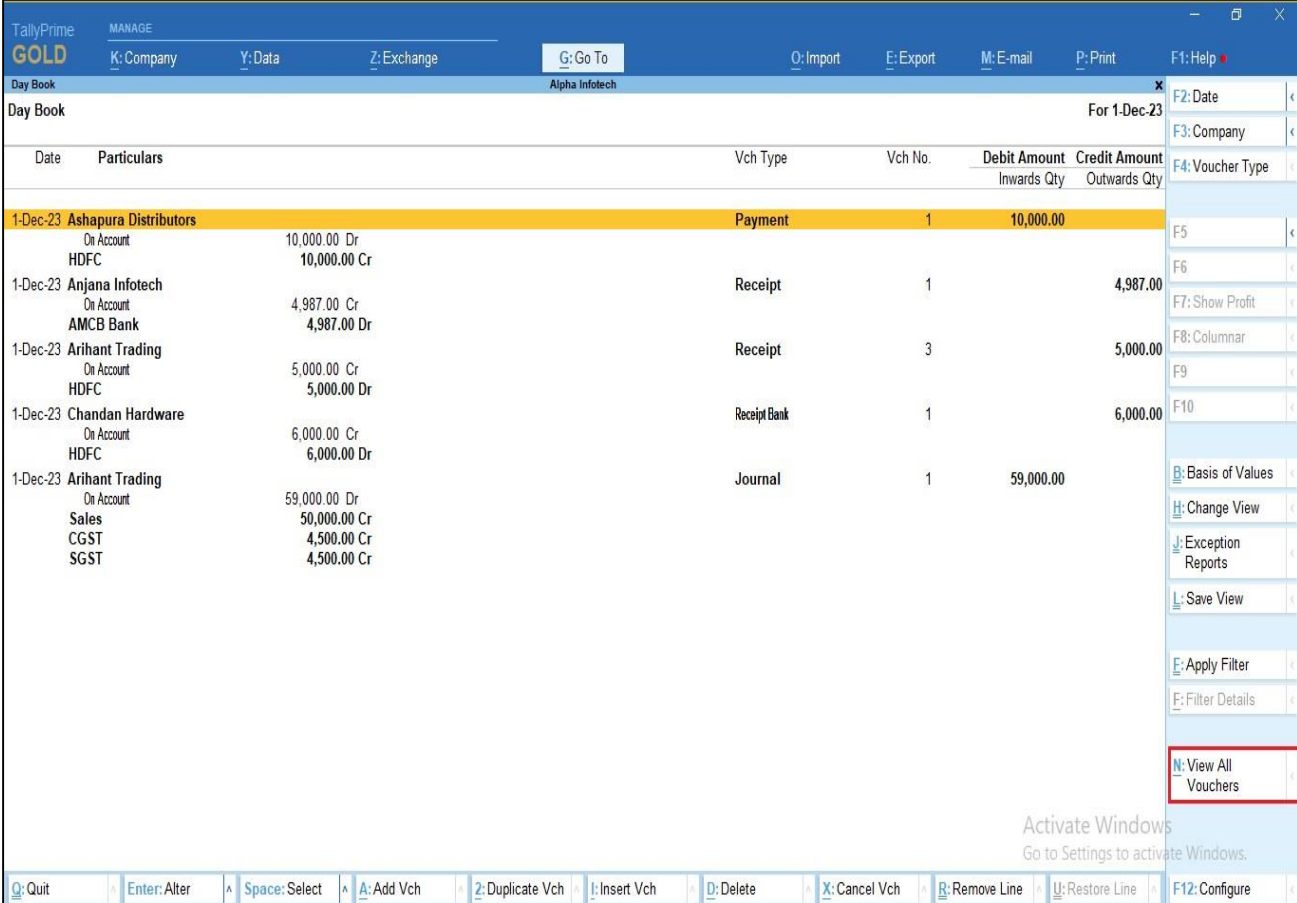


The screenshot shows the TallyPrime Day Book window for Alpha Infotech on 1-Dec-23. The window displays a list of transactions with columns for Date, Particulars, Vch Type, Vch No., Debit Amount (Inwards Qty), and Credit Amount (Outwards Qty). The transactions include payments to Ashapura Distributors, Ambika Traders, Geeta Machine Tools, and receipts from Anjana Infotech, Allec Enterprice, Aриhant Trading, and Ambika Traders. A right-hand menu is open, showing various options, with 'N: Only On Account Vouchers' highlighted in a red box. The bottom status bar shows keyboard shortcuts for various actions like Quit, Alter, Select, Add Vch, Duplicate Vch, Insert Vch, Delete, Cancel Vch, Remove Line, Restore Line, and Configure.

Date	Particulars	Vch Type	Vch No.	Debit Amount Inwards Qty	Credit Amount Outwards Qty
1-Dec-23	Ashapura Distributors	Payment	1	10,000.00	
	On Account			10,000.00 Dr	
	HDFC			10,000.00 Cr	
1-Dec-23	Ambika Traders	Payment	2	11,263.52	
	New Ref 14			11,263.52 Dr	
	Purchase			13,736.00 Dr	
	CGST			1,236.24 Dr	
	SGST			1,236.24 Dr	
	Cash			27,472.00 Cr	
1-Dec-23	Geeta Machine Tools	Payment	3	59,000.00	
	Agst Ref 3			59,000.00 Dr	
	Sales			50,000.00 Dr	
	CGST			4,500.00 Dr	
	SGST			4,500.00 Dr	
	Cash			1,18,000.00 Cr	
1-Dec-23	Anjana Infotech	Receipt	1		4,987.00
	On Account			4,987.00 Cr	
	AMCB Bank			4,987.00 Dr	
1-Dec-23	Allec Enterprice	Receipt	2		456.00
	Agst Ref 4			456.00 Cr	
	AXIS Bank			456.00 Dr	
1-Dec-23	Aриhant Trading	Receipt	3		5,000.00
	On Account			5,000.00 Cr	
	HDFC			5,000.00 Dr	
1-Dec-23	Ambika Traders	Receipt	4		13,736.00
	New Ref 13			13,736.00 Cr	
	Purchase			13,736.00 Cr	
	BOB Bank			27,472.00 Dr	
1-Dec-23	Chandan Hardware	Receipt Bank	1		6,000.00
	On Account			6,000.00 Cr	

2. After clicking button only on account transaction of ledgers having bill wise entry is shown as below.

- You can view all vouchers also click all vouchers button.



Date	Particulars	Vch Type	Vch No.	Debit Amount Inwards Qty	Credit Amount Outwards Qty
1-Dec-23	Ashapura Distributors	Payment	1	10,000.00	
	On Account			10,000.00 Dr	
	HDFC				10,000.00 Cr
1-Dec-23	Anjana Infotech	Receipt	1		4,987.00
	On Account			4,987.00 Cr	
	AMCB Bank			4,987.00 Dr	
1-Dec-23	Arihant Trading	Receipt	3		5,000.00
	On Account			5,000.00 Cr	
	HDFC			5,000.00 Dr	
1-Dec-23	Chandan Hardware	Receipt Bank	1		6,000.00
	On Account			6,000.00 Cr	
	HDFC			6,000.00 Dr	
1-Dec-23	Arihant Trading	Journal	1	59,000.00	
	On Account			59,000.00 Dr	
	Sales				50,000.00 Cr
	CGST				4,500.00 Cr
	SGST				4,500.00 Cr

FAQ

Which version/release of Tally Prime does the add-on support?

This add-on will work only from Tally Prime Release 1.0 onwards.

How will I get support for this add-on?

For any functional support requirements please do write to us on mail@aaplautomation.com or call us at +91-288-2713956/57/58, +91-9023726215/16/17/18/19, 9099908115, 9825036442.

If I need some enhancements / changes to be incorporated for the add-on, whom should I contact?

Please to write to us on mail@aaplautomation.com with your additional requirements and we will revert to you in 24 hours.

Will new features added be available to us?

We offer one year availability of all support and new features free of cost. After one year, nominal subscription cost will be applicable to you to continue to get free support and updates.

What will happen after one year?

There is no fixed annual charge to be payable mandatory. However if any changes are required in our Add-On to make compatible with New Release of TallyPrime then the modification Charges will be applied.

I am using a multi-site. Can I use the same Add-on for all the sites?

No, one Add-on will work only for 1 site. You need to purchase again if you want to use the same Add-on for more sites.

TDL Management screen shows errors with the Add-on. What do I do?

Check whether the error is because of the Add-on or because of clashes between 2 TDLs

(An add-on is also a TDL). In case of clashes, disable one or more TDLs and check which TDL has the error. If the Add-on has a problem, you can report it to us.

My Tally went into educational mode after installing the add-on. What do I do?

Go into **Gateway of Tally** → **Press F1 (Help)** → **TDL & Add-on** → **Press F4** and remove the Add-on from the list and Restart Tally.