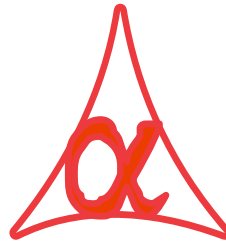




POWER OF SIMPLICITY

Item Wise Discount – 1.2



Alpha Automation Pvt. Ltd.

Head Office

104-The Grand Apurva, Nr. Hotel Fortune Palace,

Nr. Digjam Circle, Airport Road - JAMNAGAR –Gujarat (India)

Phone No. : +91-288-2713956/57/58, 9023726215/16/17/18, 9099908115, 9825036442

Email : mail@aaplautomation.com

Branch Office

Rajkot : 807-Dhanrajni Complex, Nr. Hotel Imperial Palace, Dr. Yagnik Road, RAJKOT (Gujarat).

Gandhidham : 92-GMA Building, 2nd Floor, Plot No. -297, Sector-12B. GANDHIDHAM (Gujarat)

© 2020 Alpha Automation Pvt. Ltd. All rights reserved.

Tally, Tally 9, Tally9, Tally.ERP, Tally.ERP 9, Shoper, Shoper 9, Shoper POS, Shoper HO, Shoper 9 POS, Shoper 9 HO, TallyDeveloper, Tally.Server 9, Tally Developer, Tally. Developer 9, Tally.NET, Tally Development Environment, TallyPrime, TallyPrimeDeveloper, TallyPrime Server, Tally Extender, Tally Integrator, Tally Integrated Network, Tally Service Partner, TallyAcademy & Power of Simplicity are either registered trademarks or trademarks of Tally Solutions Pvt. Ltd. in India and/or other countries. All other trademarks are properties of their respective owners.

Version: Alpha Automation Pvt. Ltd. / Item Wise Discount /1.2/ Nov.-2024

Item Wise Discount – 1.2

Introduction

With this Add-On, user can pre define Discount in stock item Master, Group and Category. This discount will be automatically applied to all Stock Items while making Sales and purchase invoice.

Benefits

- User can set Discount based on Stock Item in Master. When we define Discount in Stock Group then discount will be applied to all Stock Items in that Group and same as category.
- No need to remember Discount Value every time while making Sales Invoice.
- User also gets Report of all the Pre-Defined stock Item, Group and Category discount in one page.

What's New?

Important!

Take back up of your company data before activating the Add-on.

Once you try/purchase an Add-on, follow the steps below to configure the Add-on and use it.

Installation

1. Copy the TCP file in TallyPrime Folder.
2. Gateway of Tally → F1 (Help) → TDL & Add-on → F4 (Manage Local TDL) → Select Yes in Load TDL on Startup and give the file name of TCP File. After pressing the Enter Key will show TDL Status which should be as Loaded.

System requirements:

No additional hardware / software infrastructure is required for executing and operation this applications module

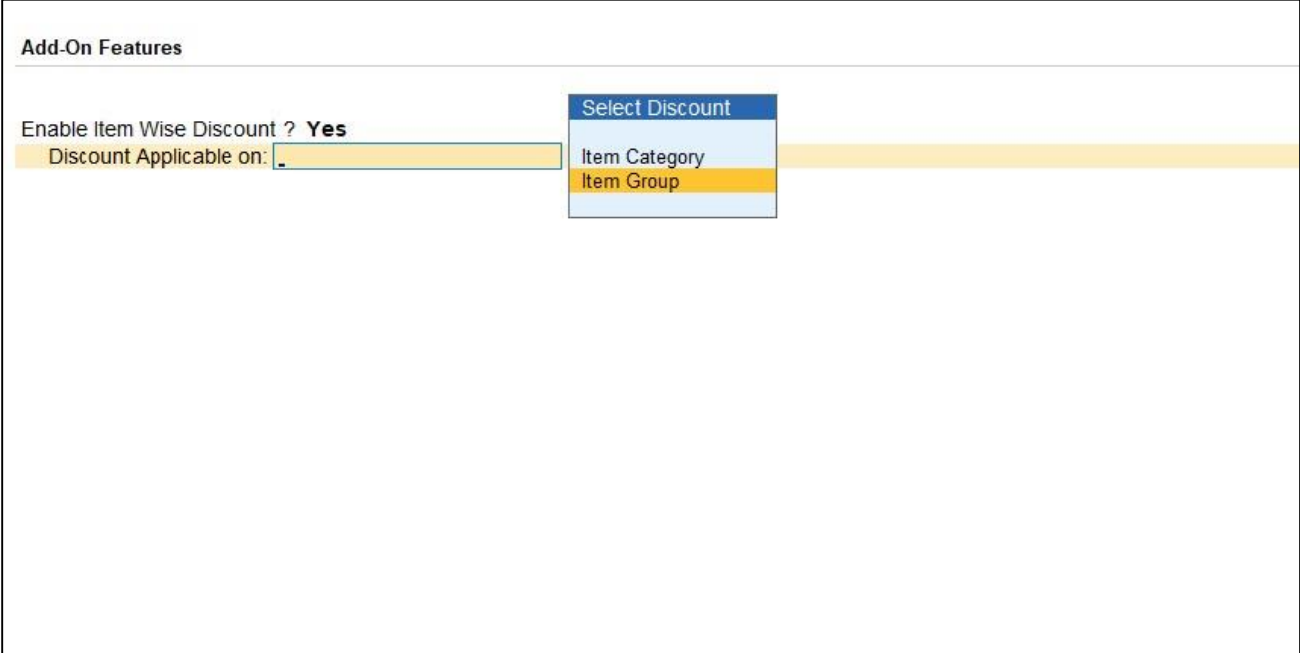
1. Activate the Add-on.

For TallyPrime Release 1.0

Go to **Gateway of Tally** → **F1: Help** → **TDL & Add-On** → **F6: Add-On Features**. Alternatively, you may press **CTRL + ALT + T** from any menu to open TDL Management report and then press **F6: Add-On Features**

Set “**Yes**” to the option “**Item Wise Discount?**”

Select the option on which you want to apply discount as based on Stock Group or based on stock Category .



Add-On Features

Enable Item Wise Discount ? **Yes**

Discount Applicable on:

Select Discount

Item Category

Item Group

Detailed User Guide:

1. Go to Gateway of tally → Alter → Voucher type → Sales and Purchase

Set yes “Apply predefined item discount “

TallyPrime MANAGE		
GOLD		
K: Company	Y: Data	Z: Exchange
G: Go To		O: Import E: Export
Voucher Type Alteration Alpha Infotech		
Name : Sales (alias) :		
General	Printing	Name of Class
Select type of voucher : Sales	Print voucher after saving : No	First
Abbreviation : Sale	Apply Prefined Item Discount ? Yes	
Activate this Voucher Type : Yes	Use for POS invoicing : No	
Method of Voucher Numbering : Automatic	Default title to print :	
Numbering behaviour on insertion/deletion : Retain Original Voucher No.	Default bank : ♦ Not Applicable	
Set/Alter additional numbering details : No	Default jurisdiction :	
Show unused vch nos. in transactions for Retain Original Voucher No. behaviour : Yes	Set/alter declaration : No	
Use effective dates for vouchers : No	Statutory Details	
Allow zero-valued transactions : No	Default GST Registration : ♦ Any	
Make this voucher type as 'Optional' by default: No	Use common voucher numbering series for all GST Registrations : Yes	
Allow narration in voucher : Yes		
Provide narrations for each ledger in voucher : No		
Enable default accounting allocations : No		
Generate payment link/QR code after saving voucher : No		
		Accept ? Yes or No

TallyPrime MANAGE		
GOLD		
K: Company	Y: Data	Z: Exchange
G: Go To		O: Import E: Export
Voucher Type Alteration Alpha Infotech		
Name : Purchase (alias) :		
General	Printing	Name of Class
Select type of voucher : Purchase	Print voucher after saving : No	
Abbreviation : Purc	Apply Prefined Item Discount ? Yes	
Activate this Voucher Type : Yes		
Method of Voucher Numbering : Automatic		
Numbering behaviour on insertion/deletion : Retain Original Voucher No.		
Set/Alter additional numbering details : No		
Show unused vch nos. in transactions for Retain Original Voucher No. behaviour : Yes		
Use effective dates for vouchers : No	Statutory Details	
Allow zero-valued transactions : No	Default GST Registration : ♦ Any	
Make this voucher type as 'Optional' by default: No	Use common voucher numbering series for all GST Registrations : Yes	
Allow narration in voucher : Yes		
Provide narrations for each ledger in voucher : No		
Track Additional Costs for Purchases : No		
Enable default accounting allocations : No		
		Accept ? Yes or No

(A)Discount Applicable on Stock Item

1. Navigate through Gateway of Tally → Alter → Stock Item.

Select any Item and Set Discount (%) for sales and purchase as Shown Below.

TallyPrime MANAGE		GOLD		K: Company		Y: Data		Z: Exchange		G: Go To	
Stock Item Alteration						Alpha Infotech					
Name : Alpha App		(alias) :		Part No. : 02							
Description :											
Under : Software				Statutory Details							
Units : Nos				GST applicability : ♦ Applicable							
Sales Discount (%) : 5 %				HSN/SAC & Related Details							
Purchase Discount (%) : 10 %				HSN/SAC Details : Specify Details Here							
				HSN/SAC : 568921							
				Description :							
Additional Details				GST Rate & Related Details							
Maintain in batches : Yes				GST Rate Details : Specify Details Here							
Track date of manufacturing : No				Taxability Type : Taxable							
Use expiry dates : No				GST Rate : 18 %							
Alter standard rates : No				Type of Supply : Goods							
Enable cost tracking : Yes				Rate of Duty (eg 5) :							
		Quantity		Rate per		Value					
Opening Balance											

2. Navigate through Vouchers → Prepare Voucher.

- Enter any sales bill. Item Wise Discount will come automatically from Item Master as Shown Below.

Item Allocations for : Alpha App						
Godown	Batch/Lot No.	Quantity	Rate	per	Disc %	Amount
<i>Tracking No. : ♦ Not Applicable Order No. : ♦ Not Applicable</i>						
Baroda	1	1 Nos	9,000.00	Nos	5 %	8,550.00
<i>Cost Tracking To : ♦ Not Applicable</i>						
1 Nos						8,550.00

- Enter any Purchase bill. Item Wise Discount will come automatically from Item Master as Shown Below.

Item Allocations for : Alpha App						
Godown	Batch/Lot No.	Quantity	Rate	per	Disc %	Amount
<i>Tracking No. : ♦ Not Applicable Order No. : ♦ Not Applicable</i>						
Baroda	1	1 Nos	10,000.00	Nos	10 %	9,000.00
<i>Cost Tracking To : ♦ Not Applicable</i>						
1 Nos						9,000.00

(B) Discount Applicable on Stock Group

1. Navigate through Gateway of Tally → Alter → Stock group.

Select any Stock group and Set Discount (%) as Shown Below.

TallyPrime		MANAGE	
GOLD		K: Company	Y: Data
Z: Exchar			
Stock Group Alteration			
Name	:	Software	
(alias)	:		
Under	:	♦ Primary	
Sales Discount (%)	:	6 %	
Purchase Discount (%)	:	8 %	
Should quantities of items be added	:	No	
Statutory Details			
HSN/SAC & Related Details			
HSN/SAC Details	:	As per Company/Stock Group	
Source of details	:	Not Available	
HSN/SAC	:		
Description	:		
GST Rate & Related Details			
GST Rate Details	:	As per Company/Stock Group	
Source of details	:	Not Available	
Taxability Type	:		
GST Rate	:	0 %	

2. Stock Item as Shown Below.

TallyPrime		MANAGE		G: Go To		
GOLD		K: Company	Y: Data	Z: Exchange		
Stock Item Alteration (Secondary)				Alpha Infotech		
Name (alias)	: Alpha App			Part No.	: 02	
Description :						
Under	: Software	Statutory Details				
Units	: Nos	GST applicability		: ♦ Applicable		
Sales Discount (%)	:	HSN/SAC & Related Details				
Purchase Discount (%)	:	HSN/SAC Details		: Specify Details Here		
Additional Details		HSN/SAC		: 568921		
Maintain in batches	: Yes	Description		:		
Track date of manufacturing	: No	GST Rate & Related Details				
Use expiry dates	: No	GST Rate Details		: Specify Details Here		
Alter standard rates	: No	Taxability Type		: Taxable		
Enable cost tracking	: Yes	GST Rate		: 18 %		
		Type of Supply		: Goods		
		Rate of Duty (eg 5)		:		
		Quantity	Rate per	Value		
Opening Balance		:				

3. Navigate through Vouchers → Prepare Voucher.

- Enter any sales bill. Stock Group Wise Discount will come automatically from Stock Group Master as Shown Below.

Item Allocations for Alpha App						
Godown	Batch/Lot No.	Quantity	Rate	per	Disc %	Amount
<i>Tracking No. : ♦ Not Applicable Order No. : ♦ Not Applicable</i>						
Baroda	1	1 Nos	9,000.00	Nos	6 %	8,460.00
<i>Cost Tracking To : ♦ Not Applicable</i>						
1 Nos						8,460.00

- Enter any Purchase bill. Stock Group Wise Discount will come automatically from Stock Group Master as Shown Below.

Item Allocations for Alpha App						
Godown	Batch/Lot No.	Quantity	Rate	per	Disc %	Amount
<i>Tracking No. : ♦ Not Applicable Order No. : ♦ Not Applicable</i>						
Baroda	1	1 Nos	10,000.00	Nos	8 %	9,200.00
<i>Cost Tracking To : ♦ Not Applicable</i>						
1 Nos						9,200.00

(D). Discount Applicable on Stock Category

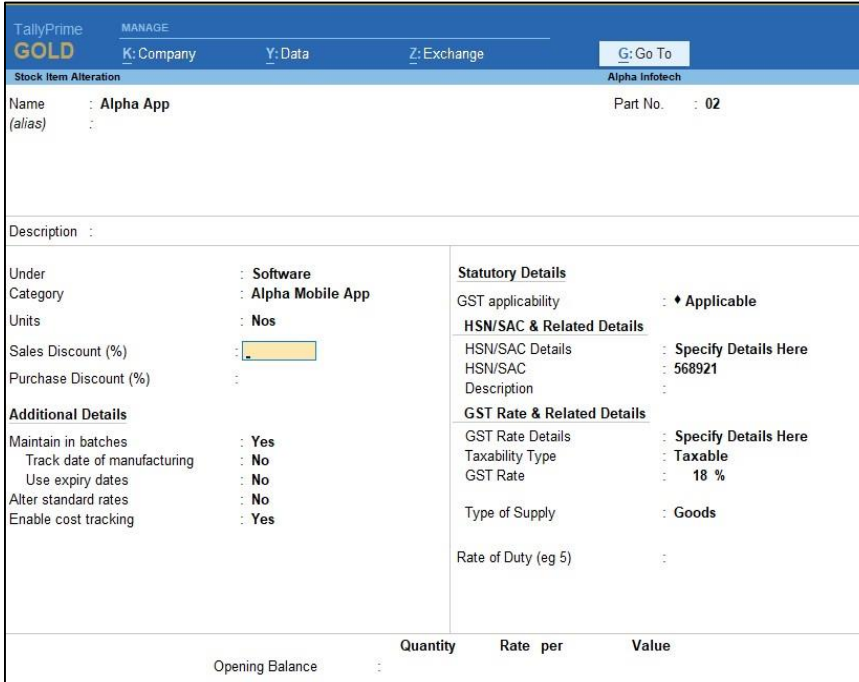
1. Navigate through Gateway of Tally → Alter → Stock Category

Select any Stock Category and Set Discount (%) as Shown Below.



The screenshot shows the 'Stock Category Alteration (Secondary)' window in TallyPrime. The 'Name' field is set to 'Alpha Mobile App'. The 'Under' field is set to 'Primary'. The 'Sales Discount (%)' is set to '3%' and the 'Purchase Discount (%)' is set to '6%'. These two discount fields are highlighted with a red rectangular box.

2. Stock item shown below.



The screenshot shows the 'Stock Item Alteration' window in TallyPrime for 'Alpha App'. The 'Name' is 'Alpha App' and the 'Part No.' is '02'. The 'Under' is 'Software' and the 'Category' is 'Alpha Mobile App'. The 'Sales Discount (%)' is set to '3%' and the 'Purchase Discount (%)' is set to '6%'. The 'Statutory Details' section shows 'GST applicability' as 'Applicable', 'HSN/SAC' as '568921', and 'GST Rate' as '18%'. The 'Type of Supply' is 'Goods'. At the bottom, there is a table with columns for 'Quantity', 'Rate per', and 'Value', with an 'Opening Balance' entry.

	Quantity	Rate per	Value
Opening Balance			

3. Navigate through Vouchers → Prepare Voucher.

- Enter any sales bill. Stock Category Wise Discount will come automatically from Stock Category Master as Shown Below.

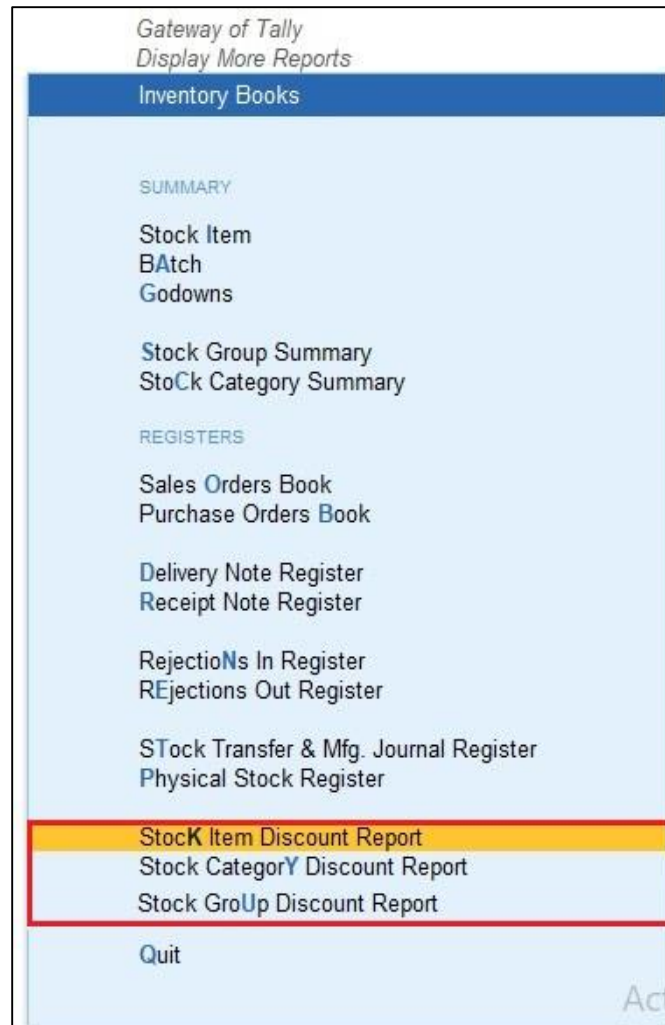
Item Allocations for : Alpha App						
Godown	Batch/Lot No.	Quantity	Rate	per	Disc %	Amount
Tracking No. : ♦ Not Applicable Order No. : ♦ Not Applicable						
Baroda	1	1 Nos	9,000.00	Nos	3 %	8,730.00
Cost Tracking To : ♦ Not Applicable						
1 Nos						8,730.00

- Enter any Purchase bill. Stock Category Wise Discount will come automatically from Stock Category Master as Shown Below.

Item Allocations for : Alpha App						
Godown	Batch/Lot No.	Quantity	Rate	per	Disc %	Amount
Tracking No. : ♦ Not Applicable Order No. : ♦ Not Applicable						
Baroda	Primary Batch	1 Nos	10,000.00	Nos	6 %	9,400.00
Cost Tracking To : ♦ Not Applicable						
1 Nos						9,400.00

(E). Stock Item, Group and Category wise discount report

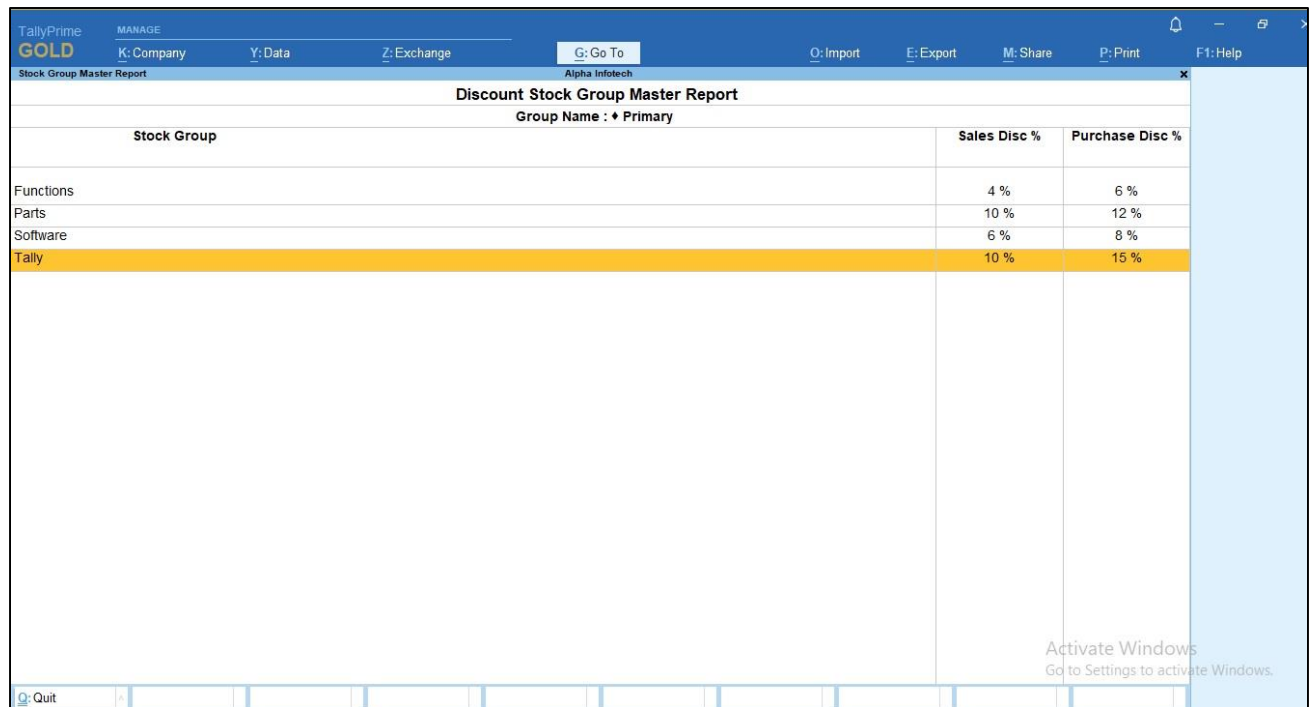
- Go to gateway of tally → Display → Inventory Books → item wise , group wise , category wise report



1. Stock item Discount Report as shown below.

Discount Stock Item Master Report						
Group Name : ♦ Primary						
Item Name	Sales Disc %	Purchase Disc %	Group	Category	Units	
Alpha App	5 %	10 %	Software	Alpha Mobile App	Nos	
Alpha Biz App	4 %	9 %	Software	Alpha Mobile App	Nos	
Am					Pcs	
Any Desk			Software	Computer	Nos	
App1					Nos	
Assemble25	2 %	5 %	Parts	Computer	Pcs	
Assemble P7	2 %	5 %	Parts	Main	Pcs	
Assemble P8			Parts	Main	Pcs	
Assemble P9	3 %	4 %	Parts	Main	Pcs	
Bales			Parts	Main	Nos	
Biz2			Software		Nos	
Biz Mobile App	6 %	8 %	Software	Computer	Nos	
Brass Pin			Parts	Main	Nos	
Cpu				Computer	Nos	
Dell Laptop	9 %	10 %	Parts	Computer	Nos	
Hard Disk	8 %	9 %	Parts	Computer	Nos	
HP Laptop			Functions		Nos	
Invoice Customization	5 %	8 %	Tally		Nos	
Item1					Nos	
Item2					Nos	
Item3					Nos	

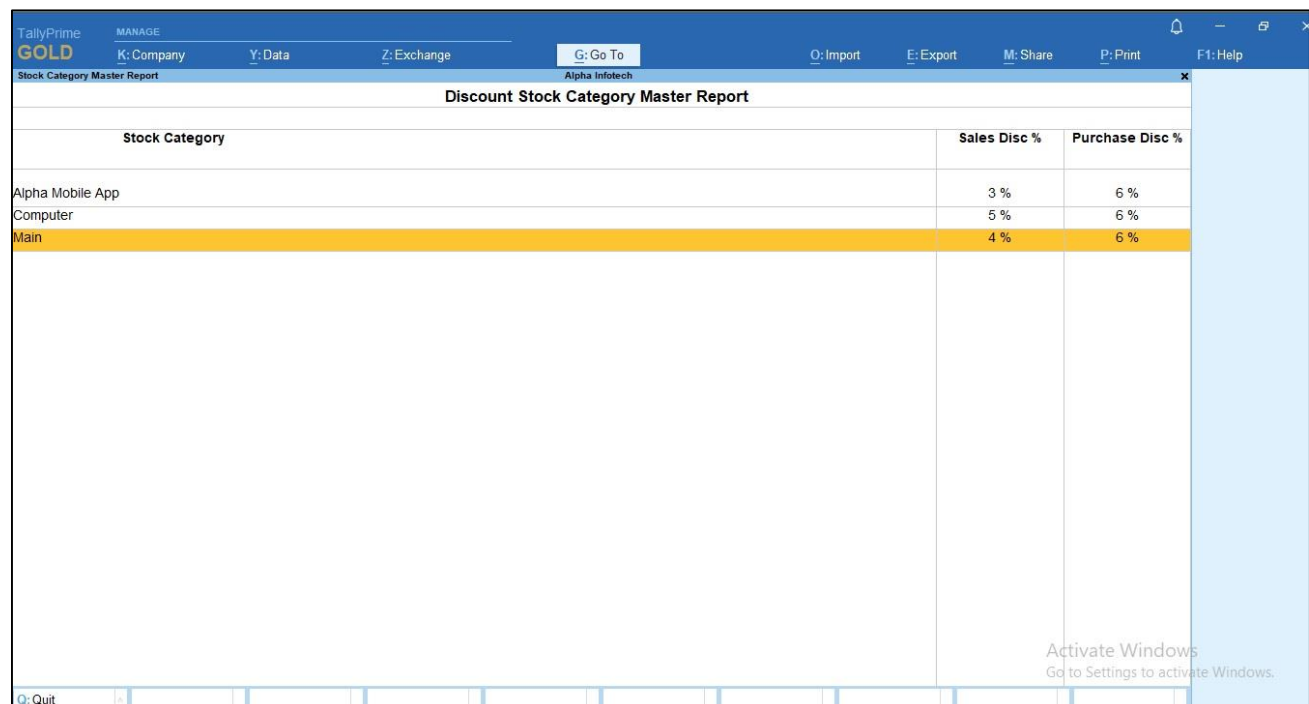
2. Stock Group Discount Report as shown below.



The screenshot shows the 'Discount Stock Group Master Report' in TallyPrime. The report is for 'Alpha Infotech' and 'Group Name : Primary'. The table lists discount percentages for various stock groups.

Stock Group	Sales Disc %	Purchase Disc %
Functions	4 %	6 %
Parts	10 %	12 %
Software	6 %	8 %
Tally	10 %	15 %

3. Stock category Discount Report as shown below.



The screenshot shows the 'Discount Stock Category Master Report' in TallyPrime. The report is for 'Alpha Infotech'. The table lists discount percentages for various stock categories.

Stock Category	Sales Disc %	Purchase Disc %
Alpha Mobile App	3 %	6 %
Computer	5 %	6 %
Main	4 %	6 %

FAQ

Which version/release of TallyPrime does the add-on support?

This add-on will work only from TallyPrime Release 1.0 onwards.

How will I get support for this add-on?

For any functional support requirements please do write to us on mail@aaplautomation.com or call us at +91-288-2713956/57/58, +91-9023726215/16, 9099908115, 9825036442.

If I need some enhancements / changes to be incorporated for the add-on, whom should I contact?

Please to write to us on mail@aaplautomation.com with your additional requirements and we will revert to you in 24 hours.

Will new features added be available to us?

We offer one year availability of all support and new features free of cost. After one year, nominal subscription cost will be applicable to you to continue to get free support and updates.

What will happen after one year?

There is no fixed annual charge to be payable mandatory. However if any changes are required in our Add-On to make compatible with New Release of TallyPrime then the modification Charges will be applied.

I am using a multi-site. Can I use the same Add-on for all the sites?

No, one Add-on will work only for 1 site. You need to purchase again if you want to use the same Add-on for more sites.

TDL Management screen shows errors with the Add-on. What do I do?

Check whether the error is because of the Add-on or because of clashes between 2 TDLs (An add-on is also a TDL). In case of clashes, disable one or more TDLs and check which TDL has the error. If the Add-on has a problem, you can report it to us.

My Tally went into educational mode after installing the add-on. What do I do?

Go into **Gateway of Tally** → **Press F1 (Help)** → **TDL & Add-on** → **Press F4** and remove the Add-on from the list and Restart Tally.